

CAIS Report Card Webinar – Part 2

March 18, 2025

Agenda – CAIS Report Card Webinar Part 2

- Part 1 Recap – CAIS Compliance Error Rate Based on Unique Identifiers
- Monthly Summary – Rate Calculation
- Monthly Summary Reporting Examples
- Updates to the Reporter Portal Daily Statistics

CAIS Compliance Rate Change – Part 1 Recap

CAIS Compliance Error Calculation Based on Unique Identifiers (October 2025 Report Card)

Webinar Part 1 (March 13, 2025) Recording Available

- Current CAIS Compliance Error Rate Calculation
- Future CAIS Compliance Error Rate Calculation
- Tier Size/Peer Group Assignment
- Report Card Mock-Up Screens
- Reporting Examples/Scenarios

Future CAIS Compliance Error Rate Calculation

	Numerator	Denominator
Based on Unique Identifiers	Cumulative Unique Unrepaired Accounts and Customers <u>as of</u> current month + Unique Late Repairs <u>from</u> the current month	Cumulative Total Unique Accounts and Customers submitted in CAIS

Notes:

1. Cumulative counts representing the time from Apr 26th, 2022 until end of the Report Card month are included in CAIS Compliance error rate.
2. Repairs submitted after the repair deadline are identified as late repairs.
3. Late Repairs in CAIS Compliance Error Rate would only include late repairs submitted in the Report Card month. The Original Rejection Date may be from prior months.

Unique Identifier Definitions

Unique FDID	Unique Customer
<p>Unique FDID represents the individual, Unique Account reported by the Reporter CRD.</p> <p>Each submission of a malformed FDID is counted as a Unique FDID.</p> <p>An FDID that is Replaced by a new FDID is counted as two Unique FDIDs.</p>	<p>Unique Customer represents the individual, unique TID Record reported by the Reporter CRD.</p> <p>Each submission of a malformed TID record is counted as a Unique Customer.</p> <p>A customer's TID record that is Replaced by a new TID record is counted as two Unique Customers.</p>

CAIS Report Card

Report Card Monthly Summary

CAIS Report Card - Monthly Summary

- CAIS Monthly Summary will be provided as a supplement to the Compliance Summary
- Based on Unique Identifiers submitted within the Report Card Month
- Purpose is to Identify reporting issues within a month that may be masked by a cumulative rate
- Informational for the Report Card and will not be included in Compliance Error Rate

CAIS Monthly Submission Error Rate

	Numerator	Denominator
Based on Unique Identifiers submitted within the month	Unique Unrepaired Accounts and Customers <u>submitted in</u> current month + Unique Late Repairs <u>from</u> current month	Total Account and Customer Records Submitted in current month

Notes:

1. Only Submissions in current month are included in Monthly Submission Error Rate.
2. Repairs submitted after the repair deadline are flagged as Late repairs.
3. Late Repairs in Monthly Submission Error Rate would only include late repairs submitted in current month. **The Original Rejection Date must be from Current Month.**

Future State - CAIS Report Card Screen Monthly Summary

- Reporting Feedback
- Error Corrections
- Report to CAT
- Reporting Relationships
- ATS Order Types
- Monthly Report Cards
- Contact Management
- Invoices

Monthly Report Cards

Transaction Report Card **CAIS Report Card**

Industry Member Firm Name (CRD): TEST FIRM (99999999)

EXPORT

As of Period: December 2024
Version: 1

CAIS Compliance Summary **CAIS Monthly Summary** FDID Refresh Monthly Summary

i Additional information not included in the Firm CAIS Compliance Error Rate.

CAIS Monthly Summary

CATEGORY	COUNT/RATE
Firm CAIS Monthly Error Rate*	0.0100%
Firm CAIS Monthly Error Count	50
Processed Unique Identifier Count	1,000,000

Unique FDID Summary

STATUS	COUNT	RATE
FDID Monthly Error	150	0.1500%
Processed	100,000	
Outstanding	100	80.5000%
Late Repaired	50	15.0000%

Unique Customer Summary

STATUS	COUNT	RATE
Customer Monthly Error	200	0.0200%

CAIS Report Card

Monthly Summary Reporting Examples

Appendix - Reporting Examples/Scenarios Summary

1. Unique Identifiers – Timely Repairs Within Report Card Month
2. Unique Identifiers – Repaired Late Within Report Card Month
3. Unique Identifiers – Resubmitted after Report Card Cut-Off
4. Unique Identifiers – Deleted after Report Card Cut-Off

Example 1 - Unique Identifiers Rejected and Timely Repaired in October

- Prior to October 2025, Firm A submitted **600** Unique FDIDs and **400** Unique Customers.
- On **10/20/2025** - Firm A submitted **5 Unique FDIDs** and **10 Unique Customers** and **all were rejected**. The repairs were due **10/23/2025** by 5 PM.
- Of the **5 Unique FDIDs** with **10 Unique Customers**:
 - 3 FDIDs and 6 Customers submitted in prior months
 - 2 FDIDs and 4 Customers new submissions in current month

OCTOBER						
Su	Mo	Tu	We	Th	Fr	Sa
			1	2	3	4
5	6	7	8	9	10	11
12	13	14	15	16	17	18
19	20	21	22	23	24	25
26	27	28	29	30	31	


Submission Date

Repair Date

Firm A October 2025 Report Card		
Category	Count/Rate	Calculation
Unique FDID Monthly Summary		
Monthly Unique Processed Count	5	Includes all unique submissions and rejections
Late Repaired Count	0	
Outstanding Count	0	
Error Count	0	Late Repaired Count + Outstanding Repairable Count
FDID Monthly Error Rate	0.0000%	(Compliance Error Count / Processed Records Count)
Unique Customer Summary		
Monthly Unique Processed Count	10	Includes all unique submissions and rejections
Late Repaired Count	0	
Outstanding Count	0	
Error Count	0	Late Repaired Count + Outstanding Repairable Record Count
Customer Monthly Error Rate	0.0000%	(Compliance Error Records Count / Processed Records Count)*100
CAIS Monthly Summary		
Firm Monthly CAIS Error Rate	0.0000%	(FDID Compliance Error Count + Customer Compliance Error Count/Processed Count)*100
Firm Monthly CAIS Error Count	0	FDID Error Count + Customer Error Count
Monthly Processed Unique Identifier Count	15	FDID Unique Processed Count + Customer Unique Count

Example 2 - Unique Identifiers Rejected and Late Repaired in October

- Prior to October 2025, Firm A submitted **600** Unique FDIDs and **400** Unique Customers.
- On **10/20/2025** - Firm A submitted **5 Unique FDIDs** and **10 Unique Customers** and **all were rejected**. The repairs were due **10/23/2025** by 5 PM.
- Of the **5 Unique FDIDs** with **10 Unique Customers**:
 - 3 FDIDs and 6 Customers submitted in prior months
 - 2 FDIDs and 4 Customers new submissions in current month



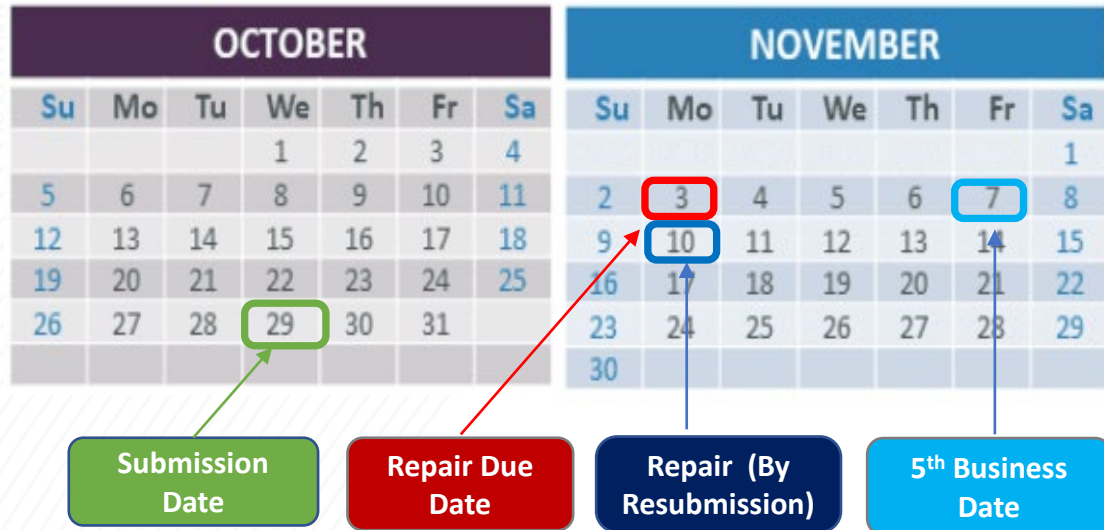
Submission Date Repair Date Repair Due Date

Firm A October 2025 Report Card		
Category	Count/Rate	Calculation
Unique FDID Monthly Summary		
Monthly Unique Processed Count	5	Includes all unique submissions and rejections
Late Repaired Count	5	
Outstanding Count	0	
Error Count	5	Late Repaired Count + Outstanding Repairable Count
FDID Monthly Error Rate	100.0000%	(Compliance Error Count / Processed Records Count)
Unique Customer Summary		
Monthly Unique Processed Count	10	Includes all unique submissions and rejections
Late Repaired Count	10	
Outstanding Count	0	
Error Count	10	Late Repaired Count + Outstanding Repairable Record Count
Customer Monthly Error Rate	100.0000%	(Compliance Error Records Count / Processed Records Count)*100
CAIS Monthly Summary		
Firm Monthly CAIS Error Rate	100.0000%	(FDID Compliance Error Count + Customer Compliance Error Count/Processed Count)*100
Firm Monthly CAIS Error Count	15	FDID Error Count + Customer Error Count
Monthly Processed Unique Identifier Count	15	FDID Unique Processed Count + Customer Unique Count

Compliance Error Rate = (15/602+404)*100 = 1.4910%

Example 3a - Unique Identifiers Rejected and Resubmitted After the Report Card Run

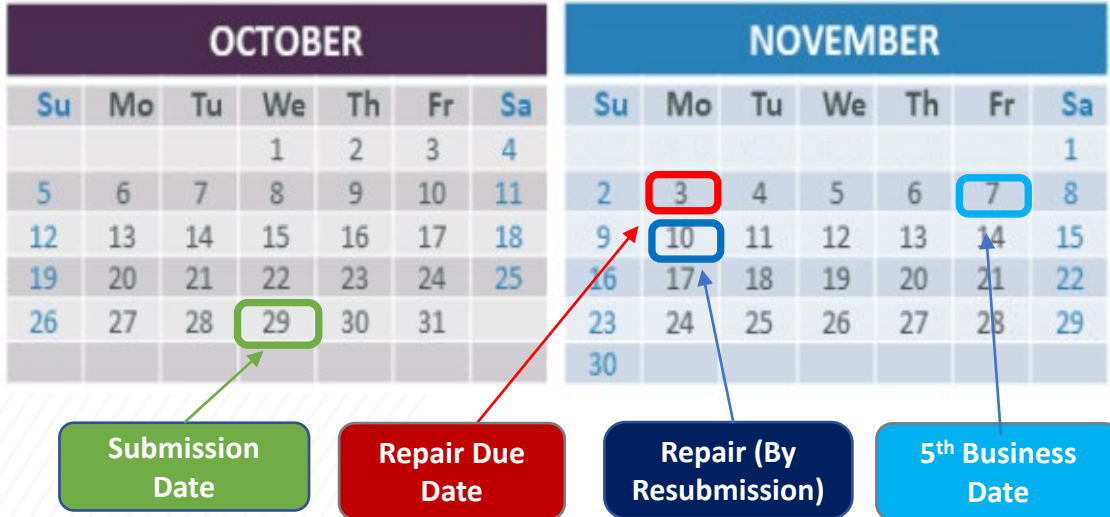
- On **10/29/2025** - Firm A submitted **40 Unique FDIDs** and **30 Unique Customers**. **1 Unique FDID** and **1 Unique Customer** rejected. The repairs were due **11/3/2025** by 5 PM.
- Firm A corrects the data and resubmitted on **11/10/2025** and both records accepted.



Firm A October 2025 Report Card		
Category	Count/Rate	Calculation
Unique FDID Monthly Summary		
Monthly Unique Processed Count	40	Includes all unique submissions and rejections
Late Repaired Count	0	
Outstanding Count	1	
Error Count	1	Late Repaired Count + Outstanding Repairable Count
FDID Monthly Error Rate	2.5000%	(Compliance Error Count / Processed Records Count)
Unique Customer Summary		
Monthly Unique Processed Count	30	Includes all unique submissions and rejections
Late Repaired Count	0	
Outstanding Count	1	
Error Count	0	Late Repaired Count + Outstanding Repairable Record Count
Customer Monthly Error Rate	3.3333%	(Compliance Error Records Count / Processed Records Count)*100
CAIS Monthly Summary		
Firm Monthly CAIS Error Rate	2.785%	(FDID Compliance Error Count + Customer Compliance Error Count)/Processed Count)*100
Firm Monthly CAIS Error Count	2	FDID Error Count + Customer Error Count
Monthly Processed Unique Identifier Count	70	FDID Unique Processed Count + Customer Unique Count

Example 3b - Unique Identifiers Rejected and Resubmitted After the Report Card Run

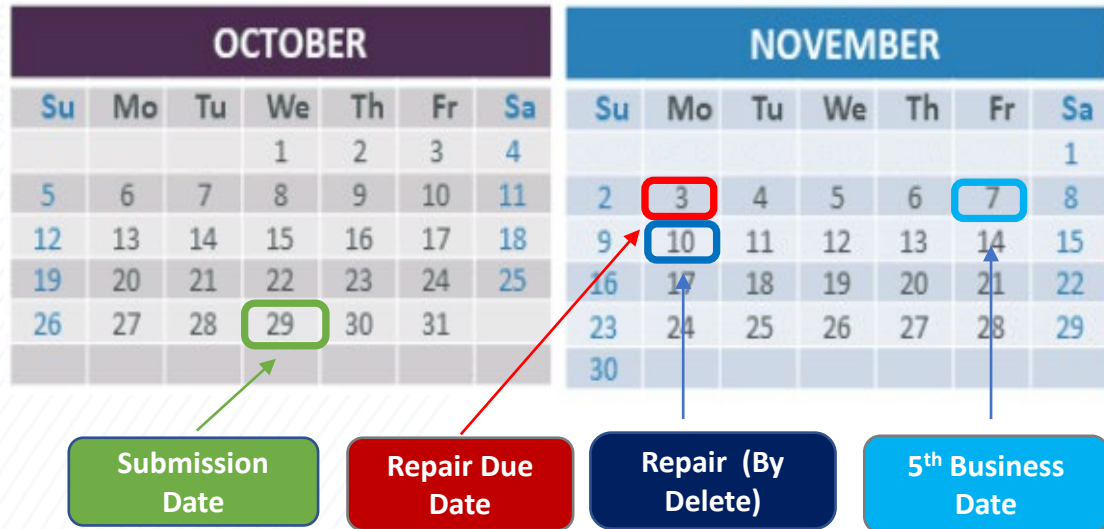
- On **10/29/2025** - Firm A submitted **40 Unique FDIDs** and **30 Unique Customers**. **1 Unique FDID** and **1 Unique Customer** rejected. The repairs were due **11/3/2025** by 5 PM.
- Firm A corrected the data and resubmitted on **11/10/2025** and both records accepted.



Firm A November 2025 Report Card		
Category	Count/Rate	Calculation
Unique FDID Monthly Summary		
Monthly Unique Processed Count	1	Includes all unique submissions and rejections
Late Repaired Count	0	
Outstanding Count	0	
Error Count	0	Late Repaired Count + Outstanding Repairable Count
FDID Monthly Error Rate	0.0000%	(Compliance Error Count / Processed Records Count)
Unique Customer Summary		
Monthly Unique Processed Count	1	Includes all unique submissions and rejections
Late Repaired Count	0	
Outstanding Count		
Error Count	0	Late Repaired Count + Outstanding Repairable Record Count
Customer Monthly Error Rate	0.0000%	(Compliance Error Records Count / Processed Records Count)*100
CAIS Monthly Summary		
Firm Monthly CAIS Error Rate	0.0000%	(FDID Compliance Error Count + Customer Compliance Error Count)/Processed Count)*100
Firm Monthly CAIS Error Count	0	FDID Error Count + Customer Error Count
Monthly Processed Unique Identifier Count	2	FDID Unique Processed Count + Customer Unique Count

Example 4a - Unique Identifiers Rejected and Deleted After the Report Card Run

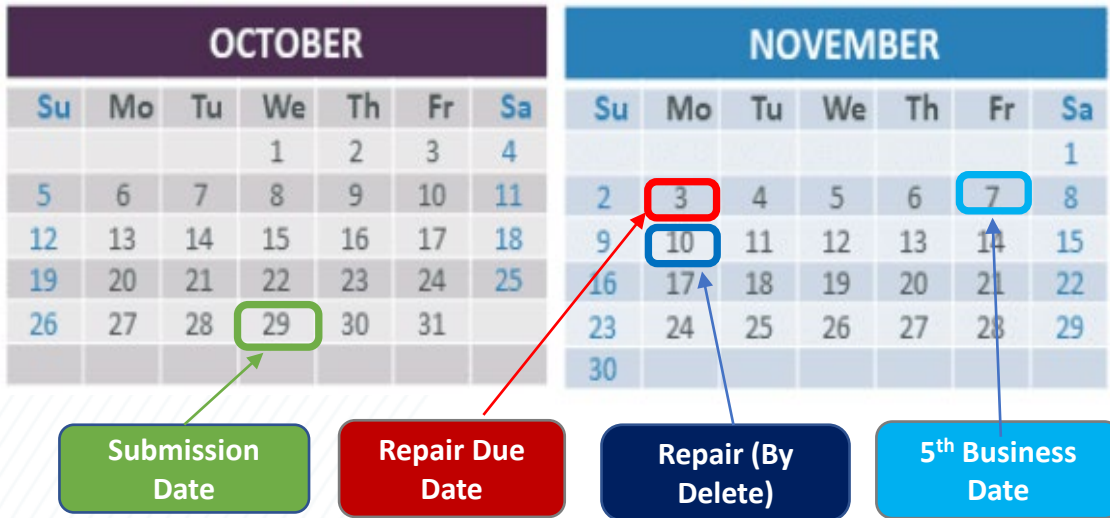
- On **10/29/2025** - Firm A submitted **40 Unique FDIDs** and **30 Unique Customers**. **1 Unique FDID** with **1 Unique Customer** rejected. The repairs were due **11/3/2025** by 5 PM.
- Firm A **deleted** the rejections on **11/10/2025**



Firm A October 2025 Report Card		
Category	Count/Rate	Calculation
Unique FDID Monthly Summary		
Monthly Unique Processed Count	40	Includes all unique submissions and rejections
Late Repaired Count	0	
Outstanding Count	1	
Error Count	1	Late Repaired Count + Outstanding Repairable Count
FDID Monthly Error Rate	2.5000%	(Compliance Error Count / Processed Records Count)
Unique Customer Summary		
Monthly Unique Processed Count	30	Includes all unique submissions and rejections
Late Repaired Count	0	
Outstanding Count	1	
Error Count	0	Late Repaired Count + Outstanding Repairable Record Count
Customer Monthly Error Rate	3.3333%	(Compliance Error Records Count / Processed Records Count)*100
CAIS Monthly Summary		
Firm Monthly CAIS Error Rate	2.785%	(FDID Compliance Error Count + Customer Compliance Error Count/Processed Count)*100
Firm Monthly CAIS Error Count	2	FDID Error Count + Customer Error Count
Monthly Processed Unique Identifier Count	70	FDID Unique Processed Count + Customer Unique Count

Example 4b- Unique Identifiers Rejected and Deleted After the Report Card Run

- On **10/29/2025** - Firm A submitted **40 Unique FDIDs** and **30 Unique Customers**. **1 Unique FDID with 1 Unique Customer rejected**. The repairs were due **11/3/2025** by 5 PM.
- Firm A **deleted** the rejections on **11/10/2025**.



Firm A November 2025 Report Card		
Category	Count/Rate	Calculation
Unique FDID Monthly Summary		
Monthly Unique Processed Count	0	Includes all unique submissions and rejections
Late Repaired Count	0	
Outstanding Count	0	
Error Count	0	Late Repaired Count + Outstanding Repairable Record Count
FDID Monthly Error Rate	0.0000%	(Compliance Error Count / Processed Records Count)
Unique Customer Summary		
Monthly Unique Processed Count	0	Includes all unique submissions and rejections
Late Repaired Count	0	
Outstanding Count		
Error Count	0	Late Repaired Count + Outstanding Repairable Record Count
Customer Monthly Error Rate	0.0000%	(Compliance Error Records Count / Processed Records Count)*100
CAIS Monthly Summary		
Firm Monthly CAIS Error Rate	0.0000%	(FDID Compliance Error Count + Customer Compliance Error Count/Processed Count)*100
Firm Monthly CAIS Error Count	0	FDID Error Count + Customer Error Count
Monthly Processed Unique Identifier Count	0	FDID Unique Processed Count + Customer Unique Count

No update to Processed Counts as record was Deleted

CAIS Reporter Portal Daily Statistics

- Submission Report on CAIS Reporter Portal will continue to aggregate the submission statistics
- Label change to accurately represent the aggregated rate is a Submission rate and not the Compliance Error Rate
- Usability Enhancements under evaluation to assist Report Card Reconciliation – Implementation Date - TBD
 - **Rejections Screens**
 - Display Repair resolution time
 - Allow users to filter by Outstanding, On-time Repaired and Late Repaired
 - **Unique Rejections Report Screen**
 - Display month-to-date late repaired count

CAIS Reporter Portal Submission Report – Label Change Only

Report Management

Submission Report Download Feedback FDID Reconciliation Report Unique Rejections Report FDID Refresh Report

View Data As: All

All Record Types 20241201 - 20241231 1 Reporter CRD selected Apply

CAIS Submission Error Rate 0.0200%

FDID Aggregated Submission Statistics

- 500,000 Processed
- 499,900 Records Accepted
- 100 Records Rejected
- 20 Timely Repairs
- 50 Late Repairs
- 50 Outstanding Records
- 0.02% FDID Submission Error Rate

for Reporter CRD 99999999

Refresh Download Display Settings

Submission Details					FDID Records							
Version	Submission ID	Submission Date	File Name	Status	Correspondent CRD	Processed	Accepted	Rejected	Timely Repairs	Late Repairs	Outstanding	Processed

“Submission” added to reflect that this is not the Compliance Error Rate

How to Ask a Question during Today's Call

➤ **For participants using computer audio:**

- Click the "Raise Hand" button at the bottom of the participant's window
- A visual prompt will indicate that your line has been unmuted

➤ **For participants using phone audio:**

- Enter *9 on your phone keypad
- An audio prompt will indicate that your line has been unmuted

FINRA CAT Helpdesk

Questions may be directed to the FINRA CAT Helpdesk at 888-696-3348 or help@finracat.com