

# CAT Industry Member Reporting Scenarios

~~44/2216~~/2025

Version 4.1~~34~~

## **Table of Contents**

Executive Summary .....	i
<b>1 Introduction.....</b>	<b>1</b>
<b>2 Equity Scenarios and Examples .....</b>	<b>2</b>
<b>2.1 Order Route Scenarios .....</b>	<b>2</b>
<b>2.1.1 New Principal Order Routed to an Exchange and Executed.....</b>	<b>2</b>
<b>2.1.2 Customer Order Routed to an Exchange as Agent.....</b>	<b>3</b>
<b>2.1.3 Order Routed between Two Industry Members and Subsequently Executed on an         Exchange.....</b>	<b>5</b>
<b>2.1.4 Order Routed to Multiple Destinations and Filled .....</b>	<b>8</b>
<b>2.1.5 Order Routed from an Exchange through a Routing Broker .....</b>	<b>13</b>
<b>2.1.6 Customer Order Facilitated via a Firm Agency Account Where a Route can be Directly         Associated with the Customer Order .....</b>	<b>15</b>
<b>2.1.7 Order Routing via Smart Router Provided by another Industry Member .....</b>	<b>17</b>
<b>2.2 Trade Scenarios.....</b>	<b>20</b>
<b>2.2.1 Agency Order Cross .....</b>	<b>20</b>
<b>2.2.2 Internalized Trade against Proprietary Account.....</b>	<b>23</b>
<b>2.2.3 Order is Routed to and Executed by a Non-FINRA Member Firm, but the Routing FINRA         Member Firm Must Report the Trade to the TRF .....</b>	<b>25</b>
<b>2.2.4 Industry Member Acting in a Mixed Capacity .....</b>	<b>29</b>
<b>2.3 Representative Order Scenarios.....</b>	<b>31</b>
<b>2.3.1 Fill of a Single Customer Order on a Riskless Principal Basis.....</b>	<b>31</b>
<b>2.3.2 Fill of Multiple Customer Orders on a Riskless Principal Basis .....</b>	<b>34</b>
<b>2.3.3 Single Customer Order Handled on a Riskless Principal Basis Where No Execution         Occurs .....</b>	<b>38</b>
<b>2.3.4 Fill of a Single Customer Order on an Average Price Basis .....</b>	<b>40</b>
<b>2.3.5 Fill of a Single Customer Order from a Pre-Existing Principal Order .....</b>	<b>43</b>
<b>2.3.6 Customer Order is Received and Filled on a Net Basis .....</b>	<b>46</b>
<b>2.3.7 Fill of a Single Customer Order with Multiple Executions Print for Print .....</b>	<b>49</b>
<b>2.3.8 Firm Generates a Representative Order to Facilitate the Execution of another         Representative Order .....</b>	<b>53</b>
<b>2.3.9 Fill of Multiple Customer Orders at an Average Price Using an Unlinked OMS/EMS.....</b>	<b>59</b>
<b>2.3.10 Fill of Multiple Customer Orders at an Average Price from an Existing Position .....</b>	<b>65</b>
<b>2.3.11 Fill of a Customer Order at a Guaranteed Volume Weighted Average Price .....</b>	<b>72</b>
<b>2.3.12 Fill of a Single Customer Order from Multiple Representative Orders .....</b>	<b>76</b>
<b>2.4 Internal Route Scenarios .....</b>	<b>83</b>

2.4.1 Customer Order Internally Routed to another Desk and Subsequently Executed Against a Firm Proprietary Account .....	83
2.4.2 Customer Order Internally Routed to Multiple Desks and Subsequently Executed.....	85
2.4.3 Internal Route and Execution, Leaves Quantity Routed Externally .....	90
2.4.4 Order Received and Routed Manually, Electronically Captured at Subsequent Desk.....	94
2.4.5 Industry Member Utilizes Multiple Systems at One Desk.....	96
2.4.6 Order Internally Routed to another Desk and Subsequently Modified by a Customer....	98
2.4.7 Order Internally Routed to another Desk and Subsequently Modified by the Firm.....	107
2.4.8 Order Internally Routed to Multiple Desks and Subsequently Cancelled by a Customer	114
2.4.9 Order is Received from Another Broker-Dealer and Internally Routed, Subsequent Modification is Requested Directly at the Desk Holding the Order .....	120
2.5 Order Modification Scenarios .....	124
2.5.1 Customer Order and Modifications .....	124
2.5.2 Customer Requested Modification of an Order Previously Routed to an Exchange .....	129
2.5.3 Customer Requested Modification of Order Previously Routed to another Industry Member .....	134
2.5.4 System Driven Modification of Previously Routed Order .....	140
2.5.5 Manual Route, Followed by an Electronic Modification .....	144
2.5.6 Modification to an Order Previously Routed to an Exchange that requires the use of the Original Routed Order ID .....	149
2.5.7 Modification of a Multi-day Order .....	152
2.5.8 Modification of a Customer Order Resulting in a Modification to the Corresponding Representative Order.....	154
2.6 Cancellation Scenarios .....	159
2.6.1 Full cancellation of a Customer Order .....	159
2.6.2 Partial Cancellation of an Order.....	162
2.6.3 Partial Cancellation of a Partially Executed Order.....	164
2.6.4 Industry Member Cancels an Order Previously Routed to Another Industry Member...	170
2.6.5 Industry Member Cancels a Route to Another Industry Member .....	174
2.6.6 Firm Initiated Cancellation of a Customer Order.....	179
2.6.7 Customer Requests to Cancel an Order that has Already Been Fully Executed.....	182
2.6.8 Unsolicited Cancellation of a Customer Order by an Exchange .....	186
2.7 ATS Reporting Scenarios .....	191
2.7.1 ATS Cross with One Order on Each Side.....	191
2.7.2 ATS Cross with Multiple Orders on One Side.....	196
2.7.3 ATS Cross with Multiple Orders on Each Side.....	203

2.7.4 Order Modification of a PEG Order .....	212
2.7.5 Receipt of PEG Order, Followed by Change in NBBO with No Modification on the Order 216	
2.7.6 Crossing of PEG Order after a Change in NBBO with No Modification on the Order ....	219
2.7.7 Display Modifications of a Display ATS .....	224
2.8 OTC Reporting Scenarios.....	228
2.8.1 Trade Negotiated over the Phone .....	228
2.8.2 Trade Executed as a Result of an OTC Link ATS Message.....	231
2.8.3 Trade Executed as a Result of an OTC Link ATS Counter Message.....	237
2.8.4 Customer Order Executed as a Result of an OTC Link ATS Message.....	247
2.8.5 Representative Order Executed as a Result of an OTC Link Message.....	253
2.8.6 Fill of a Customer Order at a Previously Displayed Quote .....	261
2.8.7 OTC Link Messages Directed by an OTC Link ATS Subscriber to a Quote from Another ATS.....	268
2.8.8 Unsolicited Cancellation by OTC Link ATS .....	273
2.8.9 Trade Executed as a Result of an OTC Link ATS MAX Trade Message.....	279
2.8.10 Market Maker Responds to an OTC Link ATS MAX Trade Message That Has Already Been Fully Filled .....	290
2.9 Foreign Scenarios .....	299
2.9.1 Route to a Foreign Broker-Dealer .....	299
2.9.2 Customer Order is Routed to a Foreign Affiliate, and the Foreign Affiliate Executes the Order on a Net Basis .....	303
2.9.3 Customer Order is Routed to a Foreign Broker-Dealer and Executed on a Riskless Principal Basis.....	305
2.9.4 Industry Member Routes an Order in an OTC Equity Symbol of a Foreign Security to Another Industry Member with Discretion on Where to Execute .....	309
2.9.5 Industry Member Routes an Order in an OTC Equity Symbol of a Foreign Security to Another Industry Member with Instructions to Execute on a Foreign Market .....	311
2.10 Electronic Duplicate Scenarios.....	314
2.10.1 Manual Order Route Followed by Electronic Route, Merged Event.....	314
2.10.2 Manual Order Route, Electronic Duplicate Order .....	317
2.10.3 Manual Order, One Side Reports Merged Event .....	320
2.11 Child Order Scenarios.....	324
2.11.1 Industry Member Creates Child Orders and Routes.....	324
2.11.2 Industry Member Creates Multiple Branches of Child Orders.....	329
2.11.3 Industry Member Creates Child Orders Then Cancels the Parent order .....	336
2.11.4 Industry Member Generates a Representative Order then Creates Child Orders .....	339



2.11.5	Industry Member a Creates Child Order Then Generates a Representative Order ....	344
2.12	Proprietary Order Scenarios .....	350
2.12.1	Unsolicited Cancellation of a Proprietary Order by an Exchange .....	350
2.12.2	Industry Member Cancels a Proprietary Order that has Already Been Executed .....	356
2.12.3	Industry Member Cancels a Proprietary Order Previously Routed to an Exchange..	360
2.13	Clearing Firm Scenarios .....	362
2.13.1	Order Routed and Executed via a Clearing Firm .....	362
2.13.2	Direct Order Routing via a Clearing Firm's System.....	365
2.13.3	Order Routing via an Algorithm Provided by the Clearing Firm .....	366
2.14	Fractional Share Scenarios .....	369
2.14.1	Industry Member Liquidates Customer Position by Routing Away the Whole Share Quantity and Internalizing the Fractional Share .....	369
2.14.2	Introducing Firm Routes the Position to the Clearing Firm.....	372
2.14.3	Introducing Firm Routes the Whole Share Quantity to Another Industry Member and Routes the Fractional Share to the Clearing Firm .....	376
2.14.4	Clearing Firm Liquidates a Fractional Share after an ACAT or Account Closure Request .....	381
2.14.5	Dividend Reinvestment.....	383
2.14.6	Industry Member Receives an Order for Fractional Shares .....	389
2.15	Stop and Conditional Order Scenarios .....	393
2.15.1	Stop Order .....	393
2.15.2	Stop on Quote Order .....	397
2.15.3	Trailing Stop Order.....	399
2.15.4	Stop Stock Order .....	403
2.15.5	Stop Price is Based on Underlying Condition.....	405
2.15.6	Order Contingent on Spread Condition .....	408
2.16	RFQ and Solicitation Response Scenarios.....	414
2.16.1	Response to RFQ is Sent Electronically and is Executed by the Solicitor .....	414
2.16.2	Response to RFQ is Sent Through an RFQ Platform, and the Solicitor Routes the Customer Order to the Winning Bidder .....	422
2.16.3	Response to RFQ is Sent Electronically and Further Action is Required.....	426
2.16.4	Non-CAT Reporting Firm Issues an RFQ and Sends an Order to the Winning Bidder Who is a CAT Reporting Industry Member .....	430
2.16.5	Industry Members Sends an Electronic Response to an RFQ Through a 3 <sup>rd</sup> Party Vendor RFQ Platform Not Operated by a Broker-Dealer.....	433
2.16.6	Updating an Electronic RFQ Response Sent Through a 3 <sup>rd</sup> Party Vendor RFQ Platform Not Operated by a Broker-Dealer.....	437

2.16.7	Electronic Response to RFQ Sent Through a 3 <sup>rd</sup> Party Vendor RFQ Platform Not Operated by a Broker-Dealer is subsequently Cancelled by the Responder.....	444
2.16.8	Non-CAT Reporting Firm Responds to an RFQ Solicitation through a 3 <sup>rd</sup> Party Vendor RFQ Platform Not Operated by a Broker-Dealer .....	447
2.16.9	Industry Member Sends an Electronic Response to an RFQ Sent to an RFQ Platform Operated by a Broker Dealer.....	450
2.17	Additional Reporting Scenarios.....	453
2.17.1	GTC Order Routed to Exchange, Modified by Customer .....	453
2.17.2	Retired Scenario .....	457
2.17.3	Retired Scenario .....	457
2.17.4	Order Fulfillment Amendment.....	457
2.17.5	Automated Investment Plan .....	459
2.18	JSON and CSV Examples .....	465
2.18.1	JSON Representation.....	465
2.18.2	CSV Representation .....	466
3	Option Scenarios and Examples .....	468
3.1	Option Order Origination and Route Scenarios .....	468
3.1.1	New Principal Option Order Routed to Exchange and Executed .....	468
3.1.2	Customer Option Order Routed to the Exchange and Executed.....	469
3.1.3	Customer Option Order Electronically Routed between Two Industry Members and Subsequently Executed on an Exchange .....	471
3.1.4	Retired Scenario .....	474
3.1.5	Retired Scenario .....	474
3.2	Fulfillment Scenarios .....	474
3.2.1	Broker Receives Single Leg Electronic Orders, Creates a Combined Order and Routes the Combined Order to an Exchange.....	474
3.3	Option Order Modification Scenarios.....	479
3.3.1	Customer Requests the Modification of an Option Order that was Previously Routed to an Exchange .....	479
3.4	Cancellation Scenarios .....	483
3.5	Internal Route Scenarios .....	483
3.5.1	Customer Option Order Internally Routed Electronically .....	483
3.5.2	Order is Routed Internally and Child Orders are Generated Prior to Routing .....	485
3.6	Complex Order Scenarios .....	489
3.6.1	Industry Member Receives and Routes an Exchange Defined Complex Option Order to be Executed on the Exchange .....	489

3.6.2 Industry Member Receives a Complex Option Order Which is worked as Individual Single Order Legs in the Customer’s Account .....	492
3.6.3 Industry Member Receives a Complex Order Manually Followed by Individual FIX Messages for Each Leg.....	496
3.6.4 Retired Scenario .....	506
3.6.5 Complex Order is Routed as a Pair to an Exchange for Execution .....	506
3.6.6 Industry Member Receives a Complex Option Order and Routes Option Legs as QCC to an Exchange .....	510
3.6.7 Industry Member Receives a Complex Option Order with Different Leg Ratio Format .	518
3.6.8 Industry Member Cancels a Previously Routed Complex Order .....	520
3.6.9 Industry Member Cancels a Complex Option Order Previously Routed as Individual Single Order Legs.....	525
3.6.10 Industry Member Receives a Complex Order with too many Legs to Report in a Single Multi-Leg Order Message .....	531
3.6.11 Upstairs Market Maker Originates Proprietary Multi-leg Order and Routes to Floor Broker .....	539
3.6.12 Broker Combines Two Multi-Leg Orders and Routes Legs Separately .....	542
3.7 RFQ and Solicitation Response Scenarios.....	548
3.7.1 Retired Scenario .....	548
3.7.2 Retired Scenario .....	548
3.7.3 Response to RFQ is Sent Through an RFQ Platform operated by a Broker-Dealer.....	548
3.7.4 Industry Member Receives a Customer Order and Solicits the Contra Side, then Routes the Orders as a pair to an Exchange for Execution.....	556
3.7.5 Industry Member Receives a Customer Order and is Only Able to Pair a Portion of the Order.....	560
3.7.6 Floor Broker Solicits the Contra Side of a Multi-Leg Order and Routes the Equity Leg Orders to the Responder for Execution .....	565
3.7.7 Broker Solicits Upstairs Market Maker for Contra Side.....	576
3.7.8 An Electronic Response for a Multi-Leg RFQ is Sent Through a 3 <sup>rd</sup> Party Vendor RFQ Platform .....	584
3.8 Additional Options Reporting Scenarios .....	589
3.8.1 Response to an Exchange Auction .....	589
3.8.2 Broker Receives a Partially Formed Multi-Leg Order where not all Legs are Determined when Trading Authorization is Immediately Actionable .....	591
3.8.3 Customer FLEX Percent Option Order Routed between Two Industry Members.....	597
4 Error Account Scenarios .....	601
4.1 Equity Error Account Scenarios .....	601

4.1.1	Industry Member Purchases the Wrong Security for a Customer/Client in Error .....	601
4.1.2	Customer/Client Places an Order in Error and the Industry Member Elects to Correct the Error as an Accommodation to the Customer/Client .....	607
4.1.3	Price Adjustment Through the Execution of a New Trade .....	612
4.1.4	Industry Member Enters the Incorrect Side on a Customer/Client Order in Error.....	615
4.1.5	Industry Member Does Not Enter a Customer Order Until T+1 .....	620
4.1.6	Correction of a Trade Incorrectly Reported to a TRF/ADF/ORF .....	623
4.2	Options Error Account Scenarios .....	626
4.2.1	Industry Member Purchases the Wrong Option for a Customer in Error .....	626
4.2.2	Price Adjustment of a Customer Order .....	634
4.2.3	Industry Member Enters the Incorrect Side on a Customer Order in Error.....	638
4.2.4	Industry Member Does Not Enter a Customer Order Until T+1 .....	644
5	FDID Scenarios .....	650
5.1.1	An Order is Received from a New Customer and an Account Number is not Finalized Until a Later Date .....	650
5.1.2	Order is Entered in the Wrong Account.....	652
5.1.3	Customer Requests a Change in FDID Prior to Allocation .....	655
6	Allocation Scenarios .....	659
6.1	Allocation Scenarios .....	659
6.1.1	Order is Booked Directly in a Customer Account at a Self-Clearing Broker-Dealer .....	659
6.1.2	Order Originated by Registered Rep with Discretion Over Multiple Customer Accounts at a Self-Clearing Broker-Dealer .....	661
6.1.3	DVP Allocations by a Self-Clearing Broker-Dealer to Institutional Customer Accounts Held at a Different Firm.....	664
6.1.4	Order is Booked Directly in a Customer Account at an Introducing Broker.....	668
6.1.5	DVP Allocations by a Clearing Firm of a Non-Clearing Executing Broker .....	672
6.2	Allocation Amendment Scenarios .....	675
6.2.1	Allocation is Amended After Initial Booking.....	675
6.2.2	Allocation is Amended After Initial Booking Then Cancelled.....	679
6.2.3	Allocation is Amended then Reverted to the Original Terms and Conditions .....	685
7	Error Correction Scenarios .....	688
7.1	Correcting Ingestion Errors.....	688
7.1.1	Correcting an Error using Action Type of 'RPR' .....	688
7.1.2	Correcting an Error using the Action Type of 'COR' .....	689
7.1.3	Firm Initiated Correction using Action Type of 'COR' .....	691
7.1.4	File Deletion.....	692
7.1.5	Deleting an Erroneous Record using Action Type of 'DEL' .....	693

7.1.6	Deleting a record with no Error Feedback using Action Type of 'DEL' .....	695
7.1.7	Correcting an Unreadable Event using Action Type of 'RPR' .....	696
7.2	Correcting Linkage Discovery Errors.....	697
7.2.1	Correcting an Intrafirm Linkage Error using Action Type of 'NEW' .....	697
7.2.2	Correcting an Interfirm Linkage Error using Action Type of 'RPR' .....	698
7.2.3	Correcting an Interfirm Linkage Error using Action Type of 'RPR' .....	700
7.2.4	Correcting an Interfirm Linkage Error by Submitting the Missing Event .....	704
7.2.5	Retired Scenario .....	706
8	Floor Broker Scenarios.....	708
8.1	NYSE Floor Broker Scenarios.....	708
8.1.1	Order Routed to a Floor Broker Within the Same Broker-Dealer .....	708
8.1.2	Order Routed to a Floor Broker at Another Broker-Dealer .....	711
8.1.3	Floor Broker Routes an Order to a Floor Broker at Another Broker-Dealer.....	714
8.1.4	Floor Broker Routes an Order to an Exchange Operated Algorithm .....	718
8.1.5	Floor Broker Routes an Order to an Algorithm Operated by Another Broker-Dealer ....	722
8.2	Cboe Floor Trader Scenarios .....	728
8.2.1	Cboe Options Floor Broker Receives and Routes Order to Cboe Options Matching Engine for Further Handling and Execution.....	728
8.2.2	Cboe Options Floor Broker Receives and Routes an Order to Exchange Matching Engine with Instructions to Return any Unexecuted Portion to the Floor Broker .....	731
8.2.3	Industry Member Cancels a Route to a Cboe Options Floor Broker.....	735
8.2.4	Cboe Options Floor Broker Manually Trades an Options Order Against a Market Maker in Open Outcry.....	738
8.2.5	Cboe Options Floor Broker Manually Trades the Options Leg of a Complex Order Against a Cboe Options Market Maker Verbal Quote in Open Outcry then the Floor Broker and Market Maker Each Route their Side of the Equity Leg to another Industry Member.....	743
8.3	BOX Floor Broker Scenarios .....	754
8.3.1	BOX Options Floor Broker Receives Offsetting Orders for Crossing in Open Outcry (no market interference).....	754
8.3.2	BOX Options Floor Broker Receives Offsetting Orders for Crossing in Open Outcry (Floor Market Maker takes partial contra side).....	758
8.4	PHLX Floor Broker Scenarios .....	762
8.4.1	PHLX Options Floor Broker Receives Offsetting Orders for Crossing in Open Outcry (no market interference).....	762
8.4.2	PHLX Options Floor Broker Receives Offsetting Orders for Crossing in Open Outcry (Floor Market Maker takes partial contra side).....	766

8.4.3	PHLX Options Floor Broker Receives Offsetting Multi-leg Orders for Crossing in Open Outcry (Floor Market Maker takes full contra side) .....	772
8.5	Retired Section .....	784
8.5.1	Retired Scenario .....	784
8.5.2	Retired Scenario .....	784
8.5.3	Retired Scenario .....	784
8.5.4	Retired Scenario .....	784
8.5.5	Retired Scenario .....	784
8.6	AMEROP/ARCAOP Floor Broker Scenarios (Pillar Platform) .....	785
8.6.1	AMEROP/ARCAOP Options Floor Broker Receives an Order and Trades against a Floor Market Maker in Open Outcry .....	785
8.6.2	AMEROP/ARCAOP Options Floor Broker Receives Offsetting Orders for Crossing in Open Outcry (No Market Interference) .....	789
8.6.3	AMEROP/ARCAOP Options Floor Broker Receives Offsetting Orders for Crossing in Open Outcry (Floor Market Maker takes partial contra side).....	794
8.6.4	AMEROP/ARCAOP Options Floor Broker Receives Offsetting Multi-leg Orders with an Equity Leg for Crossing in Open Outcry (Floor Market Maker takes full contra side) 800	
9	TRF Scenarios .....	812
9.1.1	Trade is Cancelled after TRF Rejection due to 'Price out of Range' .....	812
9.1.2	Trade is Updated at the Trade Reporting Facility Using the Same Compliance ID or FINRA Control Number .....	815
9.1.3	Trade is Cancelled at the Trade Reporting Facility and a New Trade is Reported Using the Same Compliance ID or FINRA Control Number .....	817
9.1.4	Trade is Cancelled at the Trade Reporting Facility and a New Trade is Reported Using a New Compliance ID or FINRA Control Number .....	820
9.1.5	Trade is Incorrectly Reported to both CAT and to the Trade Reporting Facility .....	822

## Executive Summary

This document is a companion document to the [CAT Reporting Technical Specifications for Industry Members \(“Technical Specifications”\)](#) and is provided to assist Industry Members in implementing the reporting requirements laid out in the Technical Specifications. This document illustrates the specific reporting requirements for a variety of order handling execution scenarios for both equities and options Eligible Securities (as defined in the CAT NMS Plan). The scenarios illustrate the reporting requirements for Phase 2d.

The reporting scenarios are presented in a separate document from the Technical Specifications to provide the greatest flexibility in the ability to modify or add scenarios as new questions are presented and trading practices evolve. It is expected that changes and additions will be necessary for reporting scenarios with greater frequency than changes to the Technical Specifications that would be required when record format, field value changes, etc., occur. By maintaining a separate reporting scenarios document, reporting scenarios may be clarified or added without the need for a new version of the Technical Specifications.

This document contains interpretive guidance for Industry Member CAT Reporters with respect to how the Technical Specifications must be implemented. As such, any changes to this document are subject to the same review and approval process by the Operating Committee, pursuant to the CAT NMS Plan, as the Technical Specifications.

This document represents a phased approach to industry reporting. The Participants propose to seek a modification of the requirements of the CAT NMS Plan from the Securities and Exchange Commission (“Commission”) to reflect the phased approach for the Industry Member CAT reporting described in the Technical Specifications. The proposed amendment will be subject to the approval of the Commission.

An archived version of the revision/change log detailing changes to previous versions of this document is available at [www.catnmsplan.com](http://www.catnmsplan.com).

Version	Date	Author	Description
4.0	2/5/21	Consolidated Audit Trail, LLC	Initial Publication for Phase 2d  Updated executive summary language Updated modification/cancellation scenarios to add new events and requirements Updated allocation scenarios with new requirements Added <i>pairedOrderID</i> to relevant scenarios Moved Scenario 2.5.6 to 2.1.7 Retired scenarios 3.1.4 and 3.1.5
4.1	3/5/21	Consolidated Audit Trail, LLC	Updated requirements for Section 2.8 Updated Scenarios 2.4.6 – 2.4.8 Updated Scenarios in Section 2.8 with Phase 2d guidance

Version	Date	Author	Description
			<p>Updated Scenarios in Section 3.7 with Phase 2d guidance</p> <p>Updated Scenarios in Section 6 with Phase 2d guidance</p> <p>Updated Scenarios in Section 8.2 with Phase 2d guidance</p> <p>Updated Scenarios 2.6.6, 2.6.8 and 2.12.1 with new guidance for unsolicited cancels</p> <p>Moved Scenario 3.8.1 to 3.7.4</p> <p>Moved Scenario 2.16.5 to 3.7.5</p> <p>Retired Scenarios 2.17.2 – 2.17.3</p>
4.2	4/5/21	Consolidated Audit Trail, LLC	<p>Made conforming changes with v3.11</p> <p>Added Scenarios 3.6.5 and 3.6.6</p> <p>Corrected description, graphics, and <i>handlingInstructions</i> in Scenarios 2.8.3 and 2.8.7</p> <p>Added <i>priceType</i> and <i>multiLegInd</i> to Multi-Leg scenarios</p> <p>Corrected graphic in Scenarios 3.6.2, 3.6.3 and 3.7.5</p> <p>Updated timestamp requirements for MEMR/MECR scenarios (conforming change with v4.0.0 r8)</p>
4.3	5/21/21	Consolidated Audit Trail, LLC	<p>Made conforming changes with v3.12</p> <p>Added Scenarios 2.8.8 – 2.8.10</p> <p>Corrected/Clarified Scenarios 2.6.1, 3.7.4- 3.7.5 and 8.2.2-8.2.4</p>
4.4	6/18/21	Consolidated Audit Trail, LLC	<p>Updated requirements in Section 8.2 and added MOOT events</p> <p>Added new Scenario 3.7.4, moved existing Scenario 3.7.4 to 3.7.5 and Scenario 3.7.5 to 3.7.6.</p> <p>Corrected <i>accountHolderType</i> in Scenario 3.2.1</p>
4.5	7/16/21	Consolidated Audit Trail, LLC	<p>Added Section 4.2 Options Error Account Scenarios</p> <p>Added Scenarios 3.6.8 and 3.6.9</p> <p>Updated steps for Scenario 8.3.2</p> <p>Updated <i>electronicTimestamp</i> and added <i>accountHolderType</i> on MOOT events in Section 8.2 and 8.3</p> <p>Added <i>pairedOrderID</i> to Order Accepted events</p>
4.6	9/21/2021	Consolidated Audit Trail, LLC	<p>Removed <i>handlingInstructions</i> value of 'SMT' from Scenario 2.1.7</p> <p>Updated description, graphics and <i>handlingInstructions</i> in Scenario 2.5.4</p> <p>Removed <i>leavesQty</i> field from Route Cancelled and Route Modified events in all scenarios that include these events</p> <p>Updated graphic/steps in Scenario 2.6.7</p> <p>Updated graphic/steps in Scenario 2.12.2</p> <p>Added <i>multiLegInd</i> field to MEOTS scenarios 2.7.2 and 2.7.3</p> <p>Corrected graphic/steps in Scenario 3.6.8</p>



Version	Date	Author	Description
			<p>Corrected dates in Scenario 4.2.4</p> <p>Updated requirements in Section 6</p> <p>Added PHLX and AMEROP floor broker scenarios</p> <p>Updated scenarios 2.16.2, 3.6.6, 3.6.7, 3.7.6, 8.2.5, 8.3.1, 8.3.2 to reflect current guidance on Paired Orders</p>
4.7	11/3/2021	Consolidated Audit Trail, LLC	<p>Made conforming changes with IM Spec version 4.0.0 r11</p> <p>Added Scenarios 2.14.6, 3.6.10, 3.6.11, 3.7.7, 8.5.5, 8.6.1 – 8.6.4</p> <p>Updated Scenario 2.6.7 to reflect Broker 1 reporting of MEOCR and MECR events</p> <p>Updated Scenario 2.8.7 to refer to “ATS B” and remove references to FAQ J3</p> <p>Updated Scenarios 2.8.9 and 2.8.10 to reflect use of ‘MAX’ <i>handlingInstructions</i> value</p> <p>Updated Scenarios in Section 8.5 to reflect both AMEROP and ARCAOP Exchanges</p> <p>Updated <i>representativeInd</i> and <i>fulfillmentLinkType</i> fields values ‘YE’ and ‘YP’ to remind IMs that linkage will be required when exemptive relief expires on July 31, 2023</p> <p>Added <i>deptType</i> to MLOA events in applicable scenarios</p> <p>Added <i>clearingFirm</i> to MOOT event in applicable scenarios</p> <p>Removed ‘OPT’ <i>handlingInstructions</i> from applicable scenarios</p> <p>Corrected typos for ‘DLVT’ and ‘DLVF’ <i>handlingInstructions</i> throughout document</p>
4.8	12/07/2021	Consolidated Audit Trail, LLC	<p>Added Scenario 3.8.2 for Partially Formed Multi-Leg Orders</p>
4.9	3/09/2022	Consolidated Audit Trail, LLC	<p>Replaced <i>handlingInstructions</i> ‘GVWAP’ with ‘GP’ in Scenario 2.3.11</p> <p>Updated description to address when to use MEOC event on Scenario 2.8.3</p> <p>Updated Scenarios 2.8.9 and 2.8.10 to reflect provision of multiple values as an array for the ‘DLVT’ <i>handlingInstructions</i> value</p> <p>Added <i>solicitationFlag</i> to the MONO in Scenario 3.8.1</p> <p>Updated the following scenario descriptions, diagrams, and/or steps for consistency and clarity: 2.4.6, 2.6.4, 2.8.8, 2.12.1, 2.12.3, 2.15.3, 3.6.3, 3.6.11, 3.7.7, and 8.6.4</p> <p>Changed <i>side</i> of ‘SL’ to ‘S’ for option events</p> <p>Updated OMS/EMS exemptive relief granted date from November 12, 2020 to December 16, 2020</p> <p>Added Scenario 3.6.12 for a Combined Multi-Leg Order</p>
4.10	10/21/2022	Consolidated Audit Trail, LLC	<p>Updated the following scenario descriptions, diagrams, and/or steps for consistency and clarity on use of <i>handlingInstructions</i> ‘OPT’: 3.6.2, 3.6.6, 3.6.9, 3.7.6, 3.7.7, 8.2.5, 8.5.4, and 8.6.4</p>

Version	Date	Author	Description
			<p>Updated <i>timeInForce</i> values to GFD for OTC Link ATS scenarios</p> <p>Replaced <i>tidType</i> with <i>accountHolderType</i> in allocation events</p> <p>Updated error code 8003, 8004, 9003, 9004 to include <i>routedQuoteID/receivedQuoteID</i></p> <p>Added <i>multiLegInd</i> for events MEMR, MECR, MOCR</p> <p>Added <i>deskOrderID</i> to MEIC, MEICR, MEIM, MEIMR, MEIR, MOIR events in applicable scenarios</p> <p>Added <i>priorDeskOrderID</i> to MEIM events</p> <p>Updated <i>representativeInd</i> and <i>fulfillmentLinkType</i> fields values 'YE' and 'YP' to remind IMs that linkage will be required when exemptive relief expires on July 31, 2024</p> <p>Updated CASH <i>handlingInstruction</i> to include total notional value and a zero <i>quantity</i> value</p> <p>Clarified the requirement to report <i>atsOrderType</i> in scenario 2.7.6</p> <p>Clarified the requirement to report DLVF <i>handlingInstruction</i> in scenario 2.8.7</p>
4.11	4/12/2024	Consolidated Audit Trail, LLC	<p><b>Updates, Clarifications, and Corrections</b></p> <ul style="list-style-type: none"> <li>• Updated <i>eventTimestamp</i>, and/or <i>settlementDate</i> and/or <i>tradeDate</i>, and/or <i>allocationKeyDate</i> and/or <i>cancelTimestamp</i> as applicable for all Allocation events to reflect T+1 Settlement changes</li> <li>• Updated <i>representativeInd</i> and <i>fulfillmentLinkType</i> fields values 'YE' and 'YP' throughout to reflect extension of exemptive relief from July 31, 2024 to January 31, 2025.</li> <li>• Updated Scenario 3.6.6 Step 8 to clarify that the QCC value on the Order Accepted event is only reportable if known</li> <li>• Updated Scenario 3.1.3 to remove the comments and updated the <i>optionID</i> field values</li> <li>• Added Scenario 3.8.3 covering FLEX Percent Options Order</li> <li>• Retired Scenarios 8.5.1 – 8.5.5</li> <li>• Corrected minor typographical errors and updated reference hyperlinks</li> </ul> <p><b>Electronic RFQ Reporting</b></p> <ul style="list-style-type: none"> <li>• Updated the market maker verbal announcements of firm quotes on an exchange trading floor are subject to the <a href="#">SEC's July 28, 2023 order</a> granting a temporary conditional exemption relating to the reporting of certain on and off floor activities until July 31, 2026</li> <li>• Added Scenarios 2.16.5, 2.16.6, 2.16.7, 2.16.8, 2.16.9, and 3.7.8 covering reporting of electronic RFQ events</li> </ul>

Version	Date	Author	Description
			<ul style="list-style-type: none"> <li>Added information regarding February 13, 2024 exemptive relief request associated with requirements to report responses to requests for quotes (RFQs) provided in standard electronic format (e.g., FIX) that are not “immediately actionable”, to the extent such responses are considered “orders” reportable pursuant to Rule 613(j)(8)</li> </ul>
4.12	10/18/2024	Consolidated Audit Trail, LLC	<p><b>Electronic RFQ Reporting</b></p> <ul style="list-style-type: none"> <li>Updated Scenarios 2.16.1 and 3.7.3 to clarify that the scenario applies to electronic RFQ responses in standard electronic format (e.g., FIX) that are immediately actionable</li> <li>Updated Scenarios 2.16.6, 2.16.7, and 3.7.8 to clarify that the scenario applies to electronic RFQ responses in standard electronic format (e.g., FIX) that are not immediately actionable</li> <li>Added reference in Scenarios 2.16 – 2.16.9, and 3.7.8 to reference Section 3.4.1 Scope of the CAT Reporting Technical Specification</li> <li>Updated the footnote information regarding May 20, 2024 announcement by the SEC granting exemptive relief to report responses to requests for quotes (RFQs) provided in standard electronic format (e.g., FIX) that are not “immediately actionable”, to the extent such responses are considered “orders” reportable pursuant to Rule 613(j)(8), from August 1, 2024 to August 1, 2026</li> <li>Minor typographical corrections in the document</li> </ul>
4.13	1/22/2025	Consolidated Audit Trail, LLC	<p><b>Updates, Clarifications, and Corrections</b></p> <ul style="list-style-type: none"> <li>Updated reference to the following exemptive relief, All Industry Members will be required to provide representative order linkages to unlinked OMS/EMS and position fill scenarios no later than July 31, 2025 due to the expiry of the exemptive relief granted by the SEC on January 17, 2025.</li> <li>Updated Scenario 2.3.9 Fill of Multiple Customer Orders at an Average Price Using an Unlinked OMS/EMS to reflect <i>accountHolderType</i> of “V” as it is an average price account</li> <li>Updated Scenario 2.5.3 Customer Requested Modification of Order Previously Routed to another Industry Member for the order and labelling of Broker 1 and Broker 2's reporting requirements</li> </ul>

Version	Date	Author	Description
<u>4.14</u>	<u>4/16/2025</u>	<u>Consolidated Audit Trail, LLC</u>	<p><b><u>Updates, Clarifications, and Corrections</u></b></p> <ul style="list-style-type: none"> <li>• <u>Updated Scenario 2.7.5 Receipt of PEG Order, Followed by Change in NBBO with No Modification for Steps 3 and 4 to reflect the <i>handlingInstructions</i> of 'R' for Primary Peg</u></li> <li>• <u>Retired Scenario 7.2.5 Interfirm Linkage Warning for a Record Reported Early to CAT due to the retirement of 897 Warning Code (Early Reported Event)</u></li> <li>• <u>Clarified the description to using <i>fulfillmentLinkType</i> of 'YP' to applicable orders</u></li> <li>• <u>Minor typographical corrections in the document</u></li> </ul>

## 1 Introduction

This document is organized by product, and then within each product, by general handling scenario, such as order receipt and routing, order execution, etc.

For each scenario, a description of the scenario along with a diagram is provided and then is followed by specific Event Reports illustrating the correct values to be populated for each field. All examples are illustrative and do not identify all applicable fields.

## 2 Equity Scenarios and Examples

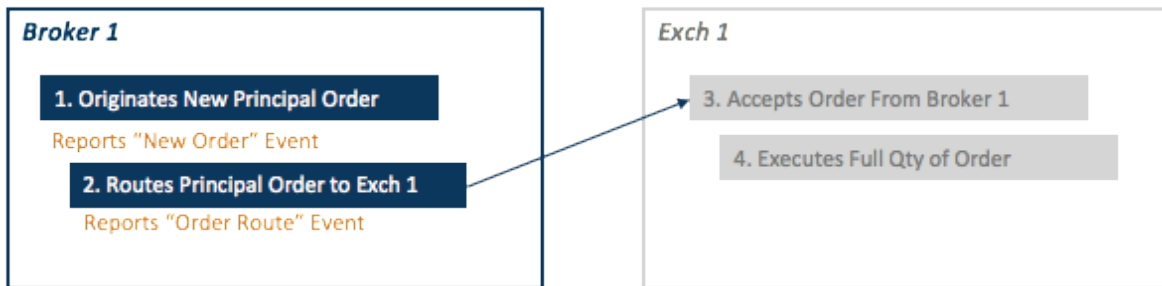
This section illustrates sample equity reporting scenarios. Each scenario will include a brief description including the reportable CAT events, a flow chart, and step-by-step reporting responsibilities. Refer to Section 4 of the [CAT Reporting Technical Specifications for Industry Members](#) for additional information.

### 2.1 Order Route Scenarios

This section illustrates the CAT reporting requirements when an order is received or originated, and is subsequently routed away from the firm for execution. Refer to Section 4.3 of the [CAT Reporting Technical Specifications for Industry Members](#) for additional information.

#### 2.1.1 New Principal Order Routed to an Exchange and Executed

This scenario illustrates the CAT reporting requirements when an Industry Member originates a new principal order, routes the order to an exchange, and the order is executed on the exchange.



Industry Member Broker 1 is required to report:

- The origination of a principal order (New Order event)
- The route to an exchange (Order Route event)

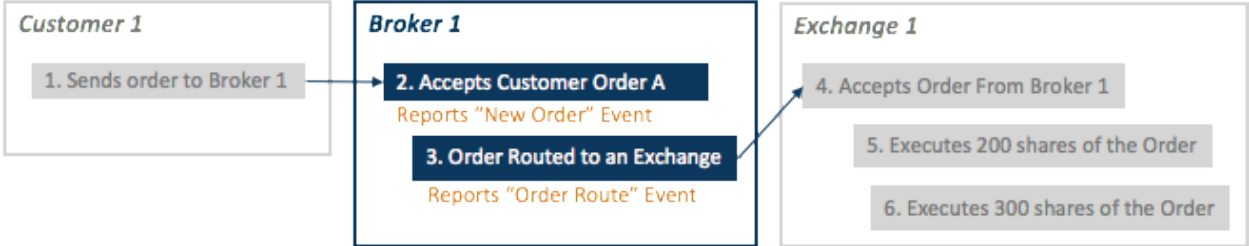
The execution will be reported by the exchange.

#	Step	Reported Event	Comments
1	Broker 1 originates a New Order	<i>Broker 1 reports a <b>New Order</b> event</i> type: MENO orderKeyDate: 20180501T000000 orderID: O12345 symbol: XYZ eventTimestamp: 20180501T153035.234456 manualFlag: false deptType: T side: B price: 10.00 quantity: 1000 orderType: LMT timeInForce: DAY=20180501	

#	Step	Reported Event	Comments
		tradingSession: REG custDsplntrFlag: false firmDesignatedID: PRO001 accountHolderType: P affiliateFlag: false negotiatedTradeFlag: false representativeInd: N	
2	Broker 1 routes the order to Exch 1	<b>Broker 1 reports an <i>Order Route event</i></b> type: MEOR orderKeyDate: 20180501T000000 orderID: O12345 symbol: XYZ eventTimestamp: 20180501T153035.234556 manualFlag: false senderIMID: 123:FRMA destination: EXCH1 destinationType: E routedOrderID: AO123 session: s5 side: B price: 10.00 quantity: 1000 orderType: LMT timeInForce: DAY=20180501 tradingSession: REG affiliateFlag: false isoInd: NA	Since Broker 1 is routing to a national securities exchange, <i>session</i> must be populated. The <i>senderIMID</i> field must be populated using the format <CRD>:<IMID> as described in the IM Technical Specifications in order to manage IMID conflicts.
3	Exch 1 accepts the order from Broker 1	<b>Exch 1 reports a <i>Participant Order Accepted event</i></b>	
4	Exch 1 executes the full quantity of the order	<b>Exch 1 reports a <i>Participant Order Trade event</i></b>	

**2.1.2 Customer Order Routed to an Exchange as Agent**

This scenario illustrates the CAT reporting requirements when an Industry Member routes a customer order to an exchange on an agency basis.



Industry Member Broker 1 is required to report:

- The receipt of the customer order (New Order event)
- The route of the customer order to the exchange (Order Route event)

In this scenario, since the execution is passed back directly to the customer, no Order Fulfillment event is required to be reported.

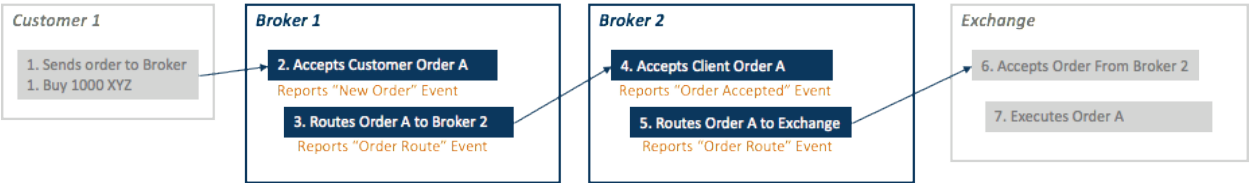
#	Step	Reported Event	Comments
1	Customer sends a Buy order to Broker 1	NA	
2	Broker 1 accepts the customer order	<p><i>Broker 1 reports a <b>New Order event</b></i></p> <p>type: MENO  orderKeyDate: 20180417T000000  orderID: O11111  symbol: XYZ  eventTimestamp: 20180417T153035.234456  manualFlag: false  deptType: A  side: B  price: 10.00  quantity: 500  orderType: LMT  timeInForce: DAY=20180417  tradingSession: REG  custDsplntrFlag: false  firmDesignatedID: INS001  accountHolderType: A  affiliateFlag: false  negotiatedTradeFlag: false  representativeInd: N</p>	
3	Broker 1 routes the order to exchange EXCH1	<p><i>Broker 1 (IMID = FRMA) reports an <b>Order Route event</b></i></p> <p>type: MEOR  orderKeyDate: 20180417T000000  orderID: O11111  symbol: XYZ  eventTimestamp: 20180417T153035.234556  manualFlag: false  senderIMID: 123:FRMA  destination: EXCH1  destinationType: E  routedOrderID: XYZO555  session: s5  side: B</p>	<p>Since Broker 1 is routing to a national securities exchange, <i>session</i> must be populated.</p> <p>Since the values in the <i>handlingInstructions</i> field have not changed from the New Order to the Order Route, Broker 1 may use a value of "RAR" in the <i>handlingInstructions</i> field to indicate the order was "routed as received". Alternatively, firms have the option to re-state all <i>handlingInstructions</i> values.</p> <p>The <i>senderIMID</i> field must be populated using the format</p>



#	Step	Reported Event	Comments
		price: 10.00 quantity: 500 orderType: LMT timeInForce: DAY=20180417 tradingSession: REG affiliateFlag: false isolnd: NA handlingInstructions: RAR	<CRD>:<IMID> as described in the IM Technical Specifications in order to manage IMID conflicts.
4	The Exchange accepts the order from Broker 1	<i>EXCH1 reports a Participant <b>Order Accepted</b> event</i>	
5	The Exchange executes a partial quantity (200) of the order	<i>EXCH1 reports a Participant <b>Order Trade</b> event</i>	
6	The Exchange executes a partial quantity (300) of the order	<i>EXCH1 reports a Participant <b>Order Trade</b> event</i>	

### 2.1.3 Order Routed between Two Industry Members and Subsequently Executed on an Exchange

This scenario illustrates the CAT reporting requirements when an order is routed from one Industry Member to another prior to execution on an Exchange.



Industry Member Broker 1 is required to report:

- The receipt of the customer order (New Order event)
- The route of the customer order to Broker 2 (Order Route event)

Industry Member Broker 2 is required to report:

- The receipt of the order from Broker 1 (Order Accepted event)
- The route of Broker 1's order to the exchange (Order Route event)

#	Step	Reported Event	Comments
1	Customer sends a Buy order to Broker 1	NA	
2	Broker 1 accepts the customer order	<i>Broker 1 reports a <b>New Order event</b></i>	

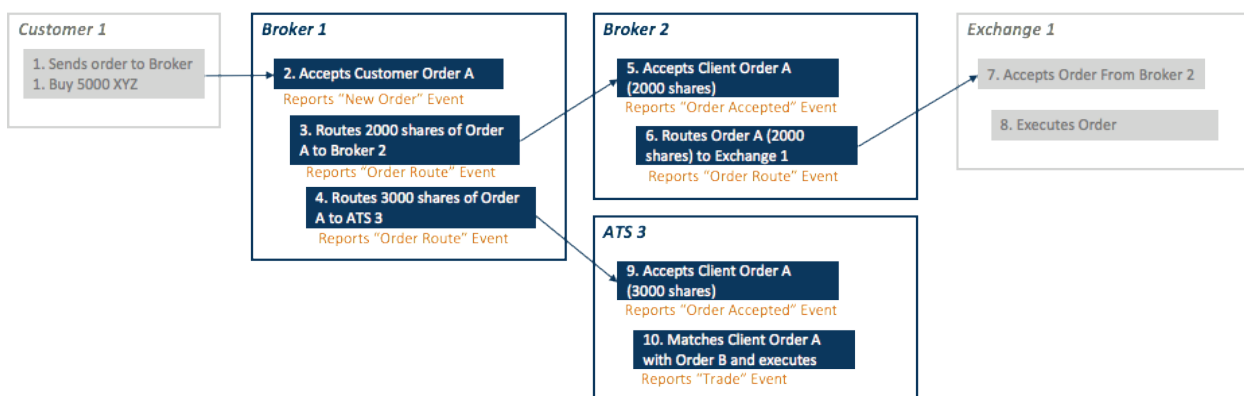
#	Step	Reported Event	Comments
		type: MENO orderKeyDate: 20180417T000000 orderID: O23456 symbol: XYZ eventTimestamp: 20180417T153030.234456 manualFlag: false deptType: A side: B price: 10.00 quantity: 1000 orderType: LMT timeInForce: DAY=20180417 tradingSession: REG custDspIntrFlag: false firmDesignatedID: INS001 accountHolderType: A affiliateFlag: false negotiatedTradeFlag: false representativeInd: N	
3	Broker 1 routes the order to Broker 2	<b>Broker 1 reports an <i>Order Route event</i></b>  type: MEOR orderKeyDate: 20180417T000000 orderID: O23456 symbol: XYZ eventTimestamp: 20180417T153031.234556 manualFlag: false senderIMID: 123:FRMA destination: 456:FRMB destinationType: F routedOrderID: AO222 side: B price: 10.00 quantity: 1000 orderType: LMT timeInForce: DAY=20180417 tradingSession: REG affiliateFlag: false isoInd: NA	Both the <i>senderIMID</i> and <i>destination</i> fields must be populated using the format <CRD>:<IMID> as described in the IM Technical Specifications in order to manage IMID conflicts.
4	Broker 2 accepts the order from Broker 1	<b>Broker 2 reports an <i>Order Accepted event</i></b>	Both the <i>senderIMID</i> and <i>receiverIMID</i> fields must be populated using the format <CRD>:<IMID> as described in

#	Step	Reported Event	Comments
		type: MEOA orderKeyDate: 20180417T000000 orderID: O34567 symbol: XYZ eventTimestamp: 20180417T153031.323556 manualFlag: false receiverIMID: 456:FRMB senderIMID: 123:FRMA senderType: F routedOrderID: AO222 affiliateFlag: false deptType: A side: B price: 10.00 quantity: 1000 orderType: LMT timeInForce: DAY=20180417 tradingSession: REG isoInd: NA custDsplIntrFlag: false	the IM Technical Specifications in order to manage IMID conflicts.
5	Broker 2 routes the order to exchange EXCH1	Broker 2 reports an <b>Order Route event</b>  type: MEOR orderKeyDate: 20180417T000000 orderID: O34567 symbol: XYZ eventTimestamp: 20180417T153031.324556 manualFlag: false senderIMID: 456:FRMB destination: EXCH1 destinationType: E routedOrderID: XYZO555 session: Es6:AA side: B price: 10.00 quantity: 1000 orderType: LMT timeInForce: DAY=20180417 tradingSession: REG affiliateFlag: false isoInd: NA	Since Broker 2 is routing the order to a national securities exchange, <i>session</i> must be populated. The <i>senderIMID</i> field must be populated using the format <CRD>:<IMID> as described in the IM Technical Specifications in order to manage IMID conflicts.
6	The Exchange accepts the order	<i>EXCH1 reports a Participant Order Accepted event</i>	

#	Step	Reported Event	Comments
	from Broker 2		
7	The Exchange executes the order	<i>EXCH1 reports a Participant Order Trade event</i>	

### 2.1.4 Order Routed to Multiple Destinations and Filled

This scenario illustrates the CAT reporting requirements when a customer order is routed to multiple destinations. In this scenario, the order is partially routed to another Industry Member followed by an exchange, and is partially routed to an ATS.



Industry Member Broker 1 is required to report:

- The receipt of the customer order (New Order event)
- The route to Broker 2 (Order Route event)
- The route to ATS 3 (Order Route event)

Industry Member Broker 2 is required to report:

- The receipt of the order from Broker 1 (Order Accepted event)
- The route to Exchange 1 (Order Route event)

Industry Member ATS 3 is required to report:

- The receipt of the order from Broker 1 (Order Accepted event)
- The matching and execution of Broker 1's order (Trade event)

#	Step	Reported Event	Comments
1	Customer sends a Buy order to Broker 1	NA	
2	Broker 1 accepts the customer order	<i>Broker 1 reports a <b>New Order event</b></i>  type: MENO	

#	Step	Reported Event	Comments
		orderKeyDate: 20180417T000000 orderID: O45678 symbol: XYZ eventTimestamp: 20180417T153035.234456 manualFlag: false deptType: A side: B price: 10.00 quantity: 5000 orderType: LMT timeInForce: DAY=20180417 tradingSession: REG custDspIntrFlag: false firmDesignatedID: INS002 accountHolderType: A affiliateFlag: false negotiatedTradeFlag: false representativeInd: N	
3	Broker 1 routes the order to Broker 2	<i>Broker 1 reports an <b>Order Route event</b></i>  type: MEOR orderKeyDate: 20180417T000000 orderID: O45678 symbol: XYZ eventTimestamp: 20180417T153035.234556 manualFlag: false senderIMID: 123:FRMA destination: 456:FRMB destinationType: F routedOrderID: ABO4561 side: B price: 10.00 quantity: 2000 orderType: LMT timeInForce: DAY=20180417 tradingSession: REG affiliateFlag: false isoInd: NA	Both the <i>senderIMID</i> and <i>destination</i> fields must be populated using the format <CRD>:<IMID> as described in the IM Technical Specifications in order to manage IMID conflicts.
4	Broker 1 routes the order to ATS 3	<i>Broker 1 reports an <b>Order Route event</b></i>  type: MEOR orderKeyDate:	Both the <i>senderIMID</i> and <i>destination</i> fields must be populated using the format <CRD>:<IMID> as described in the IM Technical Specifications in order to manage IMID conflicts.

#	Step	Reported Event	Comments
		20180417T000000.0000 orderID: O45678 symbol: XYZ eventTimestamp: 20180417T153035.234556 manualFlag: false senderIMID: 123:FRMA destination: 987:ATSC destinationType: F routedOrderID: ACO4562 side: B price: 10.00 quantity: 3000 orderType: LMT timeInForce: DAY=20180417 tradingSession: REG affiliateFlag: false isoInd: NA	
5	Broker 2 accepts the order from Broker 1	<i>Broker 2 reports an <b>Order Accepted event</b></i>  type: MEOA orderKeyDate: 20180417T000000 orderID: O21234 symbol: XYZ eventTimestamp: 20180417T153035.334556 manualFlag: false receiverIMID: 456:FRMB senderIMID: 123:FRMA senderType: F routedOrderID: ABO4561 affiliateFlag: false deptType: A side: B price: 10.00 quantity: 2000 orderType: LMT timeInForce: DAY=20180417 tradingSession: REG isoInd: NA custDsplIntrFlag: false	Both the <i>senderIMID</i> and <i>receiverIMID</i> fields must be populated using the format <CRD>:<IMID> as described in the IM Technical Specifications in order to manage IMID conflicts.
6	Broker 2 routes the order to Exchange 1	<i>Broker 2 reports an <b>Order Route event</b></i>  type: MEOR	Since Broker 2 is routing the order to a national securities exchange, <i>session</i> must be populated. The <i>senderIMID</i> field must be populated using the format <CRD>:<IMID> as described in

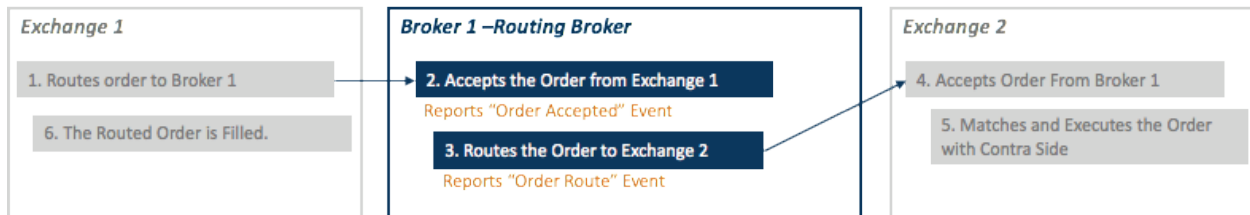
#	Step	Reported Event	Comments
		orderKeyDate: 20180417T000000 orderID: O21234 symbol: XYZ eventTimestamp: 20180417T153035.334656 manualFlag: false senderIMID: 456:FRMB destination: EXCH1 destinationType: E routedOrderID: XYZO555 session: s5 side: B price: 10.00 quantity: 2000 orderType: LMT timeInForce: DAY=20180417 tradingSession: REG affiliateFlag: false isoInd: NA	the IM Technical Specifications in order to manage IMID conflicts.
7	Exchange 1 accepts the order from Broker 2	<i>EXCH1 reports a Participant <b>Order Accepted event</b></i>	
8	Exchange 1 executes the order	<i>EXCH1 reports a Participant <b>Order Trade event</b></i>	
9	ATS 3 accepts the order from Broker 1	<i>ATS 3 reports an <b>Order Accepted event</b></i>  type: MEOA orderKeyDate: 20180417T000000 orderID: O31235 symbol: XYZ eventTimestamp: 20180417T153035.334557 manualFlag: false receiverIMID: 987:ATSC senderIMID: 123:FRMA senderType: F routedOrderID: ACO4562 affiliateFlag: false deptType: A side: B price: 10.00 quantity: 3000 orderType: LMT timeInForce: DAY=20180417 tradingSession: REG isoInd: NA	Both the <i>senderIMID</i> and <i>receiverIMID</i> fields must be populated using the format <CRD>:<IMID> as described in the IM Technical Specifications in order to manage IMID conflicts.

#	Step	Reported Event	Comments
		custDsplntrFlag: false seqNum: 10987 atsDisplayInd: N displayPrice: 0 workingPrice: 10.02 displayQty: 0 atsOrderType: Fb nbbPrice: 9.99 nboPrice: 10.02 nbboSource: S nbboTimestamp: 20180417T153035.334527	
10	ATS 3 matches Broker 1's order with a sell order (ID: 21945)	<b>ATS 3 reports a Trade event</b>  type: MEOT tradeKeyDate: 20180417T000000 tradeID: T4562111 symbol: XYZ eventTimestamp: 20180417T153035.334657 manualFlag: false cancelFlag: false cancelTimestamp: quantity: 3000 price: 10.00 capacity: A tapeTradeID: TP12345 marketCenterID: DN sideDetailsInd: NA buyDetails: orderKeyDate: 20180417T000000 orderID: O31235 side: B sellDetails: orderKeyDate: 20180417T000000 orderID: 21945 side: SL  seqNum: 12007 nbbPrice: 10.00 nboPrice: 10.02 nbboSource: S nbboTimestamp: 20180417T153035.334457	



## 2.1.5 Order Routed from an Exchange through a Routing Broker

This scenario illustrates the CAT reporting requirements when an exchange routes an order through its affiliated Industry Member routing broker to another exchange.



Industry Member Broker 1 is required to report:

- The receipt of the order from Exchange 1 (Order Accepted event)
- The route of the order to Exchange 2 (Order Route event)

Exchange 1 is required to report the following as outlined in the [CAT Reporting Technical Specifications for Plan Participants](#):

- The route of the order to its routing broker (Participant Order Route event)
- The fill of the routed order (Participant Order Fill event)

Exchange 2 is required to report the following as outlined in the [CAT Reporting Technical Specifications for Plan Participants](#):

- The receipt of the order from Broker 1 (Participant Order Accepted event)
- Matching and execution of Broker 1's order (Participant Order Trade event)

In the event that Broker 1 routes the order to another broker-dealer as opposed to an exchange, Broker 1 would report an Order Accepted event and Order Route event as outlined above, with the Order Route event reflecting a route to another broker-dealer. The broker-dealer receiving the order from Broker 1 would report an Order Accepted event, along with any subsequent actions on the order.

#	Step	Reported Event	Comments
1	Exchange 1 routes an order to its routing broker, Broker 1.	<i>Exchange 1 reports a Participant <b>Order Route event</b></i>	
2	Broker 1 accepts the order from Exchange 1	<i>Broker 1 reports an <b>Order Accepted event</b></i>  type: MEOA orderKeyDate: 20170801T000000 orderID: O12345 symbol: XYZ eventTimestamp:	

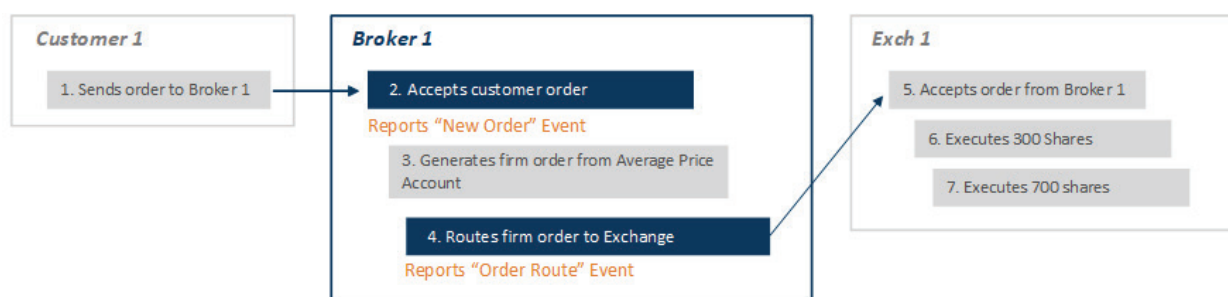
#	Step	Reported Event	Comments
		20170801T143030.234456 manualFlag: false receiverIMID: 123:FIRM1 senderIMID: Exch1 senderType: E routedOrderID: S2O12345 affiliateFlag: true deptType: A side: B price: 10.00 quantity: 500 orderType: LMT timeInForce: DAY=20170801 tradingSession: REG isoInd: NA custDspIntrFlag: false	
3	Broker 1 routes the order to Exchange 2	<i>Broker 1 reports an <b>Order Route event</b></i>  type: MEOR orderKeyDate: 20170801T000000 orderID: O12345 symbol: XYZ eventTimestamp: 20170801T143031.234456 manualFlag: false senderIMID: 123:FIRM1 destination: Exch2 destinationType: E routedOrderID: S9O12345 session: 1109 side: B price: 10.00 quantity: 500 orderType: LMT timeInForce: DAY=20170801 tradingSession: REG affiliateFlag: false isoInd: NA	Since Broker 1 is routing the order to a national securities exchange, <i>session</i> must be populated.
4	Exchange 2 receives the order from Broker 1	<i>Exchange 2 reports a Participant <b>Order Accepted event</b></i>	
5	Exchange 2 crosses Broker 1's order	<i>Exchange 2 reports a Participant <b>Order Trade event</b></i>	
6	Exchange 1 receives	<i>Exchange 1 reports a Participant</i>	

#	Step	Reported Event	Comments
	the fill	<b>Order Fill Event</b>	

### 2.1.6 Customer Order Facilitated via a Firm Agency Account Where a Route can be Directly Associated with the Customer Order

This scenario illustrates the CAT reporting requirements when an Industry Member facilitates a single customer order via a firm agency account, commonly referred to as an “agency flip” scenario.

In this example, the Industry Member receives a customer order and then generates a firm order in its agency account, which is sent to the market. In this instance, the Industry Member’s order handling and/or reporting system allows the route sent to the street to be directly associated with the customer order. Since the firm’s system maintains the direct association between the customer order and the actions taken to facilitate that order, the firm is not required to report a separate representative order.



Industry Member Broker 1 is required to report:

- The receipt of the customer order (New Order event)
- The route of the order from its agency account (Order Route event)

#	Step	Reported Event	Comments
1	Customer sends a Buy order to Broker 1	NA	
2	Broker 1 accepts the customer order	<p><b>Broker 1 reports a <i>New Order event</i></b></p> <p>type: MENO  orderKeyDate: 20180417T000000  orderID: O12345  symbol: XYZ  eventTimestamp:  20180417T153035.234456  manualFlag: false</p>	

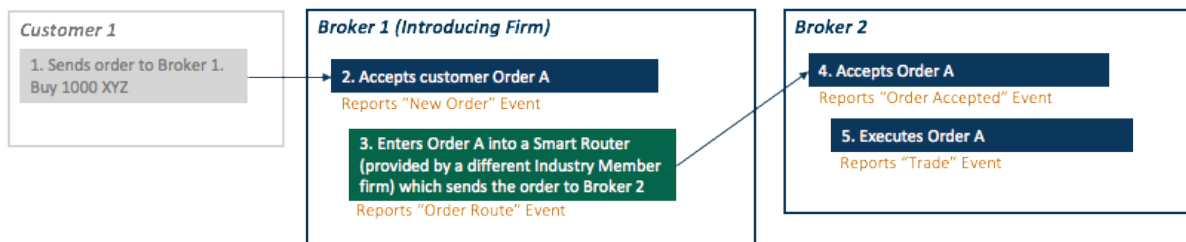
#	Step	Reported Event	Comments
		deptType: A side: B price: 10.00 quantity: 1000 orderType: LMT timeInForce: DAY=20180417 tradingSession: REG custDsplIntrFlag: false firmDesignatedID: INS001 accountHolderType: A affiliateFlag: false negotiatedTradeFlag: false representativeInd: N	
3	Broker 1 generates a firm order	N/A	Since the Industry Member's system maintains a direct association between the customer order and the route sent to the street on behalf of the customer, a representative order is not required.
4	Broker 1 routes the order to an exchange	<i>Broker 1 reports an <b>Order Route event</b></i>  type: MEOR orderKeyDate: 20180417T000000 orderID: O12345 symbol: XYZ eventTimestamp: 20180417T153036.234556 manualFlag: false senderIMID: 123:FRMA destination: EXCH1 destinationType: E routedOrderID: XYZO555 session: s5 side: B price: 10.00 quantity: 1000 orderType: LMT timeInForce: DAY=20180417 tradingSession: REG affiliateFlag: false isolnd: NA	
5	The Exchange accepts the order from Broker 1	<i>EXCH1 reports a Participant <b>Order Accepted event</b></i>	
6	The Exchange partially executes the order (300	<i>EXCH1 reports a Participant <b>Order Trade event</b></i>	

#	Step	Reported Event	Comments
	shares)		
7	The Exchange executes the remainder of the order (700 shares)	<i>EXCH1 reports a Participant <b>Order Trade event</b></i>	

**2.1.7 Order Routing via Smart Router Provided by another Industry Member**

This scenario illustrates the CAT reporting requirements when an introducing firm receives a customer order and enters it directly to a Smart Router provided by another Industry Member. The Smart Router provided by the Industry Member does not need to report to CAT when all of the following conditions apply:

- 1) The Industry Member providing the order routing system has no discretion over the order once it is entered into the Industry Member's order-routing system. The order routing destination ("Destination Market Center") must either be directed by the originating Industry Member or be subject to the pre-determined routing mechanism agreed to by the originating Industry Member. The Industry Member providing the order routing system would have no involvement relating to the routing of the order, other than providing the routing mechanism.
  
- 2) The originating Industry Member must have established a relationship with the Destination Market Center, including meeting any and all applicable requirements to route orders to that destination. The originating Industry Member understands that the Industry Member providing the order routing system has no involvement with respect to the order in any way, except for providing a routing mechanism. No pre-established relationship between the Industry Member providing the order routing system and the Destination Market Center would be necessary for the originating Industry Member to access the routing destination.
  
- 3) The Destination Market Center views the order as coming directly from the originating Industry Member, not the Industry Member providing the order routing system, for all purposes, but not limited to, CAT reporting, trade reporting, applicable fees, etc.
  
- 4) The originating Industry Member, rather than the member providing the order routing system, identifies itself as the routing firm for purposes for the SEC Rule 606 (formerly SEC Rule 11Ac1-6).



Industry Member Broker 1 is required to report:

- The receipt of the customer order (New Order event)
- The route of the order through a Smart Router (Order Route event)

Industry Member Broker 2 is required to report:

- The receipt of the order from Broker 1 (Order Accepted event)
- The execution of the order (Trade event)

The Industry Member providing the order routing system is not required to report to CAT. In accordance with [CAT FAQ D35](#), the *handlingInstructions* value of 'SMT' (Smart Router) has been retired and must not be reported in Phase 2d.

#	Step	Reported Event	Comments
1	Customer sends the order to Broker 1	NA	
2	Broker 1 (as the introducing firm) accepts the customer order	<p><b>Broker 1 reports a <i>New Order event</i></b></p> <p>type: MENO  orderKeyDate: 20180417T000000  orderID: O34567  symbol: XYZ  eventTimestamp: 20180417T151018.123456  manualFlag: false  deptType: A  side: B  price: 10.00  quantity: 1000  orderType: LMT  timeInForce: DAY=20180417  tradingSession: REG  custDspIntrFlag: false  firmDesignatedID: FDID358  accountHolderType: A  affiliateFlag: false  negotiatedTradeFlag: false  representativeInd: N</p>	

#	Step	Reported Event	Comments
3	Broker 1 enters the order into the smart router	<p><i>Broker 1 reports an <b>Order Route event</b></i></p> <p>type: MEOR  orderKeyDate: 20180417T000000  orderID: O34567  symbol: XYZ  eventTimestamp: 20180417T151018.125456  manualFlag: false  senderIMID: 123:BRKR1  destination: 456:BRKR2  destinationType: F  routedOrderID: SR1112  side: B  price: 10.00  quantity: 1000  orderType: LMT  timeInForce: DAY=20180417  tradingSession: REG  affiliateFlag: false  isoInd: NA  handlingInstructions:</p>	
4	Broker 2 accepts the order from Broker 1 via the smart router	<p><i>Broker 2 reports an <b>Order Accepted event</b></i></p> <p>type: MEOA  orderKeyDate: 20180417T000000  orderID: B26789  symbol: XYZ  eventTimestamp: 20180417T151018.155456  manualFlag: false  receiverIMID: 456:BRKR2  senderIMID: 123:BRKR1  senderType: F  routedOrderID: SR1112  affiliateFlag: false  deptType: T  side: B  price: 10.00  quantity: 1000  orderType: LMT  timeInForce: DAY=20180417  tradingSession: REG  isoInd: NA  custDsplIntrFlag: false</p>	
5	Broker 2 matches Broker 1's order with sell order B2O1234	<p><i>Broker 2 reports a <b>Trade event</b></i></p> <p>type: MEOT</p>	

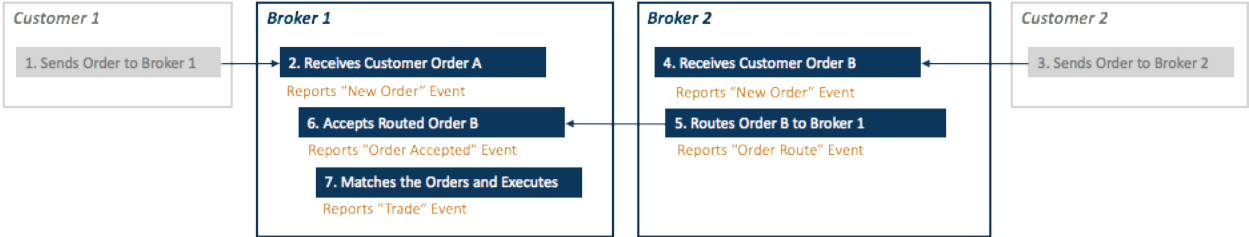
#	Step	Reported Event	Comments
	and executes	tradeKeyDate: 20180417T000000 tradeID: TB21567 symbol: XYZ eventTimestamp: 20180417T151018.255456 manualFlag: false cancelFlag: false cancelTimestamp: quantity: 1000 price: 10.00 capacity: A tapeTradeID: TRFB12321 marketCenterID: DN sideDetailsInd: NA buyDetails: orderKeyDate: 20180417T000000 orderID: B26789 side: B sellDetails: orderKeyDate: 20180417T000000 orderID: B2O1234 side: SL	

## 2.2 Trade Scenarios

This section illustrates the CAT reporting requirements when the execution of a customer/client order is required to be reported for public dissemination purposes, and the use a Trade event is required. Refer to Section 4.12 of the [CAT Reporting Technical Specifications for Industry Members](#) for additional information.

### 2.2.1 Agency Order Cross

This scenario illustrates the CAT reporting requirements when an Industry Member matches a Customer Buy order with a Sell order received from another Industry Member.



Industry Member Broker 1 is required to report:

- The receipt of the customer order (New Order event)
- The receipt of the order from Broker 2 (Order Accepted event)



- The matching and execution of both orders (Trade event)

Industry Member Broker 2 is required to report:

- The receipt of the customer order (New Order event)
- The route of the order to Broker 1 (Order Route event)

Broker 1's customer order was fully executed, while Broker 2's customer order was partially executed.

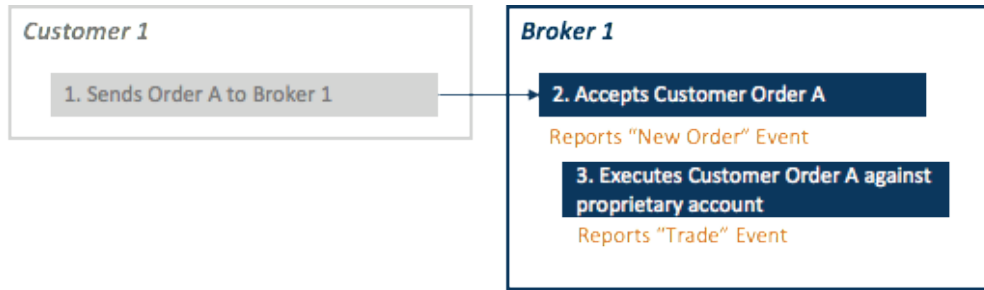
#	Step	Reported Event	Comments
1	Customer sends a Buy order to Broker 1.	NA	
2	Broker 1 receives the Buy order from the customer	<i>Broker 1 (IMID=FRMA) reports a <b>New Order event</b></i>  type: MENO orderKeyDate: 20170801T000000 orderID: O12345 symbol: XYZ eventTimestamp: 20170801T143031.123456 manualFlag: false deptType: T side: B price: 10.01 quantity: 300 orderType: LMT timeInForce: DAY=20170801 tradingSession: REG custDspIntrFlag: false firmDesignatedID: INC123 accountHolderType: A affiliateFlag: false negotiatedTradeFlag: false representativeInd: N	
3	Customer sends a Sell order to Broker 2	NA	
4	Broker 2 receives the Sell order from the customer	<i>Broker 2 (IMID=ABCD) reports a <b>New Order event</b></i>  type: MENO orderKeyDate: 20170801T000000 orderID: O555 symbol: XYZ eventTimestamp: 20170801T143031.123456 manualFlag: false deptType: A	

#	Step	Reported Event	Comments
		side: SL price: 10.01 quantity: 500 orderType: LMT timeInForce: DAY=20170801 tradingSession: REG custDsplntrFlag: false firmDesignatedID: INC555 accountHolderType: A affiliateFlag: false negotiatedTradeFlag: false representativeInd: N	
5	Broker 2 routes the Sell order to Broker 1	<i>Broker 2 reports an <b>Order Route event</b></i>  type: MEOR orderKeyDate: 20170801T000000 orderID: O555 symbol: XYZ eventTimestamp: 20170801T143031.134456 manualFlag: false senderIMID: 123:ABCD destination: 456:FRMA destinationType: F routedOrderID: ABCDXYZ555 side: SL price: 10.01 quantity: 500 orderType: LMT timeInForce: DAY=20170801 tradingSession: REG affiliateFlag: false isoInd: NA	
6	Broker 1 receives the order from Broker 2	<i>Broker 1 reports an <b>Order Accepted event</b></i>  type: MEOA orderKeyDate: 20170801T000000 orderID: O12347 symbol: XYZ eventTimestamp: 20170801T143031.234456 manualFlag: false receiverIMID: 456:FRMA senderIMID: 123:ABCD	

#	Step	Reported Event	Comments
		senderType: F routedOrderID: ABCDXYZ555 affiliateFlag: false deptType: A side: SL price: 10.01 quantity: 500 orderType: LMT timeInForce: DAY=20170801 tradingSession: REG isoInd: NA custDspIntrFlag: false	
7	Broker 1 matches and crossed the Buy and Sell orders	<i>Broker 1 reports a Trade event</i>  type: MEOT tradeKeyDate: 20170801T000000 tradeID: TXYZ124 symbol: XYZ eventTimestamp: 20170801T143031.253456 manualFlag: false cancelFlag: false cancelTimestamp: quantity: 300 price: 10.01 capacity: A tapeTradeID: TRF123 marketCenterID: DN sideDetailsInd: NA buyDetails: orderKeyDate: 20170801T000000 orderID: O12345 side: B sellDetails: orderKeyDate: 20170801T000000 orderID: O12347 side: SL	

**2.2.2 Internalized Trade against Proprietary Account**

This scenario illustrates the CAT reporting requirements when an Industry Member executes a customer order against its own proprietary account, and does not generate a new order to facilitate the execution of the customer order.



Industry Member Broker 1 is required to report:

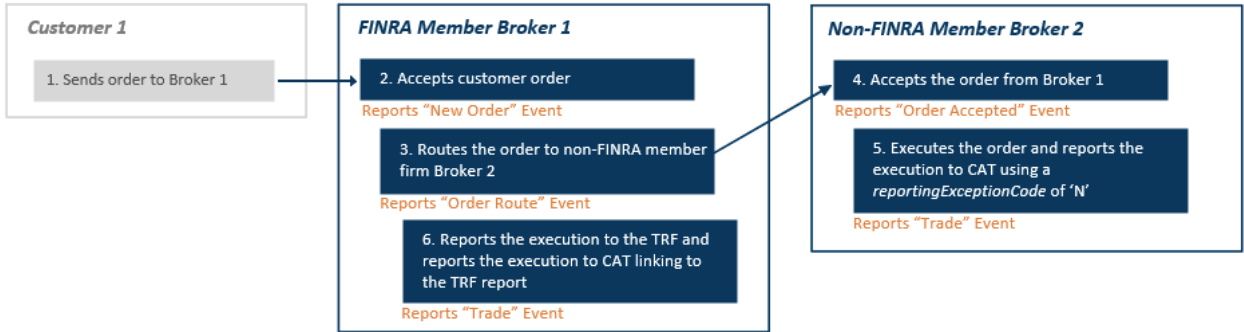
- The receipt of the customer order (New Order event)
- The execution of the customer order against its proprietary account (Trade event)

#	Step	Reported Event	Comments
1	Customer sends a Buy order to Broker 1	NA	
2	Broker 1 accepts the customer order	<p><b>Broker 1 reports a <i>New Order event</i></b></p> <p>type: MENO  orderKeyDate: 20180416T000000  orderID: O12345  symbol: XYZ  eventTimestamp: 20180416T153035.234456  manualFlag: false  deptType: T  side: B  price: 10.00  quantity: 500  orderType: LMT  timeInForce: DAY=20180416  tradingSession: REG  custDspIntrFlag: false  firmDesignatedID: INS001  accountHolderType: A  affiliateFlag: false  negotiatedTradeFlag: false  representativeInd: N</p>	
3	Broker 1 executes the order against its own proprietary account	<p><b>Broker 1 reports a <i>Trade event</i></b></p> <p>type: MEOT  tradeKeyDate: 20180416T000000  tradeID: TXYZ555  symbol: XYZ  eventTimestamp: 20180416T153035.253456  manualFlag: false  cancelFlag: false</p>	The <i>buyDetails</i> reflect the details of customer order O12345. The <i>sellDetails</i> capture the FDID of the firm proprietary account from which the customer order was filled.

#	Step	Reported Event	Comments
		cancelTimestamp: quantity: 500 price: 10.00 capacity: P tapeTradeID: TRF123 marketCenterID: DN sideDetailsInd: NA buyDetails: orderKeyDate: 20180416T000000 orderID: O12345 side: B sellDetails: side: SL firmDesignatedID: PROP123 accountHolderType: P	

**2.2.3 Order is Routed to and Executed by a Non-FINRA Member Firm, but the Routing FINRA Member Firm Must Report the Trade to the TRF**

This scenario illustrates the CAT reporting requirements when a FINRA member firm receives an order and routes the order to a non-FINRA member firm, who executes the order. In this scenario, both parties will be required to report the order to CAT. Although the non-FINRA member firm executed the trade, the FINRA member has an obligation to report the trade to the TRF. In the TRF report, the FINRA member firm will be identified as the executing firm on the trade report with a blank contra, and the non-FINRA member will be unable to link to the trade report.



FINRA Member Broker 1 is required to report:

- The receipt of the order (New Order event)
- The route of the order to non-FINRA Member Broker 2 (Order Route event)
- The execution of the order (one-sided Trade event linking to the TRF report with a *sideDetailsInd* of 'BUY')

Non-FINRA Member Broker 2 is required to report:

- The receipt of the order from Broker 1 (Order Accepted event)
- The execution of the order (Trade event with a *reportingExceptionCode* of 'N' and)

FINRA member Broker 1 is required to report the execution to CAT using a Trade event with linkage to the TRF report. Broker 1 is only required to report its own side of the execution in the Trade event side details. The *sideDetailsInd* field must be populated with a value of 'BUY', indicating that the Trade event is one sided, and that only the *buyDetails* will be populated.

Non-FINRA member Broker 2 is required to report the execution to CAT using a Trade event with a *reportingExceptionCode* of 'N' indicating that linkage to the related trade report is not available, as the Trade was executed by a non-FINRA member and reported to the TRF by the FINRA member counterparty. Broker 2 is required to report a two sided trade event showing that the order received from Broker 1 was executed in its proprietary account.

#	Step	Reported Event	Comments
1	Customer sends a Buy order to FINRA Member Broker 1.	NA	
2	Broker 1 receives the Buy order from the customer	<p><i>Broker 1 (IMID=FRMA) reports a <b>New Order event</b></i></p> <p>type: MENO  orderKeyDate: 20170801T000000  orderID: O12345  symbol: XYZ  eventTimestamp: 20170801T143031.123456  manualFlag: false  deptType: A  side: B  price: 10.01  quantity: 300  orderType: LMT  timeInForce: DAY=20170801  tradingSession: REG  custDsplntrFlag: false  firmDesignatedID: INC123  accountHolderType: A  affiliateFlag: false  negotiatedTradeFlag: false  representativeInd: N</p>	
3	Broker 1 routes the Buy order to non-FINRA	<i>Broker 1 reports an <b>Order Route event</b></i>	

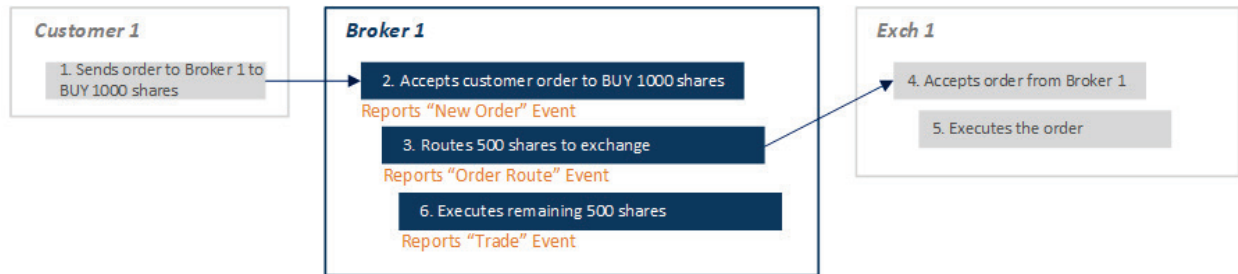
#	Step	Reported Event	Comments
	Member affiliate Broker 2	type: MEOR orderKeyDate: 20170801T000000 orderID: O12345 symbol: XYZ eventTimestamp: 20170801T143031.134456 manualFlag: false senderIMID: 123:FRMA destination: 456:FRMB destinationType: F routedOrderID: ABCDXYZ555 side: B price: 10.01 quantity: 300 orderType: LMT timeInForce: DAY=20170801 tradingSession: REG affiliateFlag: false isoInd: NA	
4	Broker 2 receives the order from Broker 1	<i>Broker 2 (IMID=FRMB) reports an <b>Order Accepted event</b></i>  type: MEOA orderKeyDate: 20170801T000000 orderID: O12347 symbol: XYZ eventTimestamp: 20170801T143031.234456 manualFlag: false receiverIMID: 456:FRMB senderIMID: 123:FRMA senderType: F routedOrderID: ABCDXYZ555 affiliateFlag: false deptType: A side: B price: 10.01 quantity: 300 orderType: LMT timeInForce: DAY=20170801 tradingSession: REG isoInd: NA custDspIntrFlag: false	
5	Broker 2 executes the order and reports a one-sided Trade event	<i>Broker 2 reports a <b>Trade event</b></i>  type: MEOT	Since Broker 2 is not a FINRA member, Broker 1 has an obligation to report the trade to the TRF.

#	Step	Reported Event	Comments
		tradeKeyDate: 20170801T000000 tradeID: XYZ124 symbol: XYZ eventTimestamp: 20170801T143031.253456 manualFlag: false cancelFlag: false cancelTimestamp: quantity: 300 price: 10.01 capacity: P tapeTradeID: marketCenterID: sideDetailsInd: NA buyDetails: firmDesignatedID: PROP123 accountHolderType: P side: B sellDetails: orderKeyDate: 20170801T000000 orderID: O12347 side: SL reportingExceptionCode: N	<p>Therefore, Broker 2 is unable to link its Trade event to the related TRF report.</p> <p>The <i>tapeTradeID</i> and <i>marketCenterID</i> fields must be blank, and the <i>reportingExceptionCode</i> field must be populated with a value of 'N'.</p> <p>In this scenario, Broker 2 is required to report a two sided trade event showing that the order received from Broker 1 was executed in its proprietary account.</p>
6	Broker 1 reports the trade to the TRF and reports a one-sided Trade event	<p><b>Broker 1 reports a Trade event</b></p> type: MEOT tradeKeyDate: 20170801T000000 tradeID: XYZ125 symbol: XYZ eventTimestamp: 20170801T143031.253456 manualFlag: false cancelFlag: false cancelTimestamp: quantity: 300 price: 10.01 capacity: A tapeTradeID: TRF123 marketCenterID: DN sideDetailsInd: BUY buyDetails: orderKeyDate: 20170801T000000 orderID: O12345 side: B	<p>Since Broker 1 reported the trade to the TRF, Broker 1 must populate all relevant fields required to link to the related trade report.</p> <p>In this scenario, Broker 1 is only required to report its own side in the Trade event side details. The <i>sideDetailsInd</i> field must be populated with a value of 'BUY' indicating that only the <i>buyDetails</i> are populated.</p>



## 2.2.4 Industry Member Acting in a Mixed Capacity

This scenario illustrates the CAT reporting requirements when an Industry Member receives a customer order and handles the order in a mixed capacity. In this scenario, the Industry Member receives a customer order for 1,000 shares, routes 500 shares as agent to an exchange for execution, and executes the remainder from a proprietary account.



Industry Member Broker 1 is required to report:

- The receipt of the customer order (MENO)
- The partial route of the customer order to an exchange (MEOR)
- The execution of the remainder of the order from a proprietary account (MEOT)

#	Step	Reported Event	Comments
1	Customer sends a Buy order to Broker 1	NA	
2	Broker 1 accepts the customer order	<p><i>Broker 1 reports a <b>New Order event</b></i></p> <p>type: MENO            orderKeyDate: 20180416T000000            orderID: O12345            symbol: XYZ            eventTimestamp:            20180416T153035.234456            manualFlag: false            deptType: T            side: B            price: 10.00            quantity: 1000            orderType: LMT            timeInForce: DAY=20180416            tradingSession: REG            custDsplntrFlag: false            firmDesignatedID: INS001            accountHolderType: A            affiliateFlag: false            negotiatedTradeFlag: false</p>	

#	Step	Reported Event	Comments
		representativeInd: N	
3	Broker 1 routes a portion of the order to an exchange	<p><i>Broker 1 reports an <b>Order Route event</b></i></p> <p>type: MEOR  orderKeyDate: 20180416T000000  orderID: O12345  symbol: XYZ  eventTimestamp: 20180416T153037.234456  manualFlag: false  senderIMID: 123:BRK1  destination: EXCH1  destinationType: E  routedOrderID: ABCDXYZ555  session: SESS1  side: B  price: 10.00  quantity: 500  orderType: LMT  timeInForce: DAY=20180416  tradingSession: REG  affiliateFlag: false  isoInd: NA</p>	
4	The Exchange accepts the order from Broker 1	<i>EXCH1 reports a Participant <b>Order Accepted event</b></i>	
5	The Exchange executes the order	<i>EXCH1 reports a Participant <b>Order Trade event</b></i>	
4	Broker 1 executes the remainder of the customer order against its own proprietary account	<p><i>Broker 1 reports a <b>Trade event</b></i></p> <p>type: MEOT  tradeKeyDate: 20180416T000000  tradeID: TXYZ555  symbol: XYZ  eventTimestamp: 20180416T153037.534456  manualFlag: false  cancelFlag: false  cancelTimestamp:  quantity: 500  price: 10.00  capacity: P  tapeTradeID: TRF123  marketCenterID: DN  sideDetailsInd: NA  buyDetails:  orderKeyDate:</p>	The <i>buyDetails</i> reflect the details of customer order O12345. The <i>sellDetails</i> capture the FDID of the firm proprietary account from which the customer order was filled.

#	Step	Reported Event	Comments
		20180416T000000 orderID: O12345 side: B sellDetails: side: SL firmDesignatedID: PROP123 accountHolderType: P	

### 2.3 Representative Order Scenarios

This section illustrates the CAT reporting requirements when an Industry Member generates a representative order in a firm account to facilitate a single customer/client order. Refer to Sections 2.5.8 and 2.11.4 for additional representative order scenarios. Refer to Appendix C of the [CAT Reporting Technical Specifications for Industry Members](#) and [Section F of the CAT FAQs regarding Representative Orders](#) for additional information.

#### 2.3.1 Fill of a Single Customer Order on a Riskless Principal Basis

This scenario illustrates the CAT reporting requirements when an Industry Member fills a customer order on a Riskless Principal basis. In this example, Industry Member Broker 1 generates a representative order to facilitate the execution of a customer order, and routes the order to an exchange for execution.



Industry Member Broker 1 is required to report:

- The receipt of the customer order (New Order event)
- The generation of a representative order (New Order event)
- The route of the representative order to the exchange (Order Route event)
- The fill of the customer order on a Riskless Principal basis (Order Fulfillment Event)

Explicit linkage between the customer order and the representative order is required in the *aggregatedOrders* field on the representative MENO and the *firmDetails* on the MEOF.

The same guidance would apply in a scenario where one or more of the orders being represented was a proprietary order.

#	Step	Reported Event	Comments
1	The customer sends an order to Broker 1	N/A	
2	Broker 1 accepts the customer order	<p><b>Broker 1 reports a New Order event</b></p> <p>type: MENO  orderKeyDate: 20170801T000000  orderID: O12345  symbol: XYZ  eventTimestamp: 20170801T143030.123456  manualFlag: false  deptType: T  side: B  price: 10.00  quantity: 500  orderType: LMT  timeInForce: DAY=20170801  tradingSession: REG  custDsplntrFlag: false  firmDesignatedID: C12345  accountHolderType: A  affiliateFlag: false  negotiatedTradeFlag: false  representativeInd: N</p>	
3	Broker 1 generates a representative order	<p><b>Broker 1 reports a New Order event</b></p> <p>type: MENO  orderKeyDate: 20170801T000000  orderID: O12350  symbol: XYZ  eventTimestamp: 20170801T143030.623456  manualFlag: false  deptType: T  side: B  price: 10.00  quantity: 500  orderType: LMT  timeInForce: DAY=20170801  tradingSession: REG  custDsplntrFlag: false  firmDesignatedID: C0005</p>	<p>The <i>representativeInd</i> field must be populated with a value of 'Y' to indicate that the order is a representative order, and that explicit linkage is required.</p> <p>The <i>aggregatedOrders</i> field must be populated.</p>

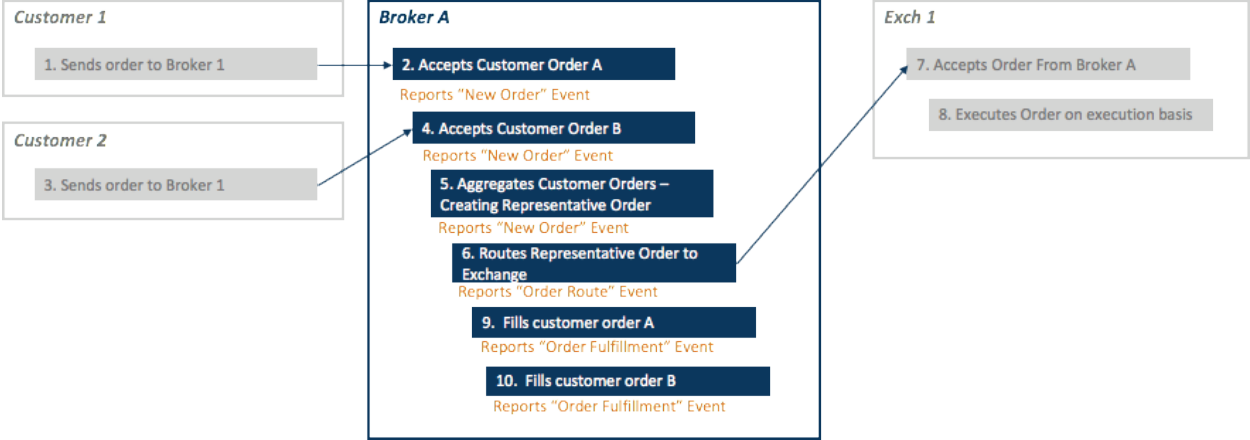
#	Step	Reported Event	Comments
		accountHolderType: P affiliateFlag: false aggregatedOrders: O12345@20170801T000000@@ negotiatedTradeFlag: false representativeInd: Y	
4	Broker 1 routes the representative order to an exchange	<b>Broker 1 reports an Order Route event</b>  type: MEOR orderKeyDate: 20170801T000000 orderID: O12350 symbol: XYZ eventTimestamp: 20170801T143031.123456 manualFlag: false senderIMID: 123:BRK1 destination: Exch1 destinationType: E routedOrderID: S9O12350 session: 1109 side: B price: 10.00 quantity: 500 orderType: LMT timeInForce: DAY=20170801 tradingSession: REG affiliateFlag: false isoInd: NA	
5	Exchange 1 accepts the order	<b>Exchange 1 reports a Participant Order Accepted event</b>	
6	Exchange 1 matches and crosses the order	<b>Exchange 1 reports a Participant Order Trade event</b>	
7	Broker 1 fills the customer order on a Riskless Principal basis	<b>Broker 1 reports an Order Fulfillment event</b>  type: MEOF fillKeyDate: 20170801T000000 fulfillmentID: FO12350 symbol: XYZ eventTimestamp: 20170801T143036.123456 manualFlag: false fulfillmentLinkType: Y quantity: 500 price: 10.00	The <i>fulfillmentLinkType</i> field must be populated with a value of 'Y' to indicate that the order is a representative order, and that explicit linkage is required. <i>firmDetails</i> are required.  Although the firm's representative order was a buy order, the <i>side</i> field in the <i>firmDetails</i> must be populated with a value of 'SL' to indicate that the firm sold shares to the customer.

#	Step	Reported Event	Comments
		capacity: R clientDetails: orderKeyDate: 20170801T000000 orderID: O12345 side: B firmDetails: orderKeyDate: 20170801T000000 orderID: O12350 side: SL	

**2.3.2 Fill of Multiple Customer Orders on a Riskless Principal Basis**

This scenario illustrates the CAT reporting requirements when an Industry Member generates a proprietary order to facilitate the execution of more than one customer order on a Riskless Principal basis.

In this scenario, Industry Member Broker A receives two customer orders to buy XYZ at 10.01, and generates a single representative order that will be used to facilitate the execution of these two customer orders. The representative order is routed to an exchange where it is executed. Upon execution of the representative order, the Industry Member fills each of the customer orders on a Riskless Principal basis.



Industry Member Broker A is required to report:

- The receipt of each customer order (New Order events)
- The generation of a representative order (New Order event)
- The route of the representative order to the exchange (Order Route event)
- The fill of each customer order on a Riskless Principal basis (Order Fulfillment events)

The execution of the representative order is reported by the exchange.

Explicit linkage between each customer order and the representative order is required in the *aggregatedOrders* field on the representative MENO and the *firmDetails* in each MEOF.

The guidance outlined in this scenario would also apply when an Industry Member combines multiple customer orders into an aggregated or combined order that is not a “representative proprietary” order.

#	Step	Reported Event	Comments
1	Customer 1 sends a Buy order to Broker A	NA	
2	Broker A receives the Buy order from Customer 1	<p><b>Broker A reports a New Order event</b></p> <p>type: MENO  orderKeyDate: 20170801T000000  orderID: O12345  symbol: XYZ  eventTimestamp:  20170801T143030.123456  manualFlag: false  deptType: A  side: B  price: 10.01  quantity: 500  orderType: LMT  timeInForce: DAY=20170801  tradingSession: REG  custDsplntrFlag: false  firmDesignatedID: C123  accountHolderType: A  affiliateFlag: false  negotiatedTradeFlag: false  representativeInd: N</p>	
3	Customer 2 sends a Buy order to Broker A	NA	
4	Broker A receives the Buy order from Customer 2	<p><b>Broker A reports a New Order event</b></p> <p>type: MENO  orderKeyDate: 20170801T000000  orderID: O12350  symbol: XYZ  eventTimestamp:  20170801T143030.723456  manualFlag: false  deptType: A  side: B  price: 10.01  quantity: 700</p>	

#	Step	Reported Event	Comments
		orderType: LMT timeInForce: DAY=20170801 tradingSession: REG custDspIntrFlag: false firmDesignatedID: C456 accountHolderType: A affiliateFlag: false negotiatedTradeFlag: false representativeInd: N	
5	Broker A generates a representative order	<b>Broker A reports a <i>New Order event</i></b>  type: MENO orderKeyDate: 20170801T000000 orderID: RPO555 symbol: XYZ eventTimestamp: 20170801T143031.123456 manualFlag: false deptType: A side: B price: 10.01 quantity: 1200 orderType: LMT timeInForce: DAY=20170801 tradingSession: REG custDspIntrFlag: false firmDesignatedID: PROP123 accountHolderType: P affiliateFlag: false aggregatedOrders: O12345@20170801T000000@@  O12350@20170801T000000@@  negotiatedTradeFlag: false representativeInd: Y	The <i>representativeInd</i> field must be populated with a value of 'Y' to indicate that the order is a representative order, and that explicit linkage is required.  The <i>aggregatedOrders</i> field must be populated with explicit linkage to each customer order.
6	Broker A routes the representative order to an exchange for execution	<b>Broker A reports an <i>Order Route event</i></b>  type: MEOR orderKeyDate: 20170801T000000 orderID: RPO555 symbol: XYZ eventTimestamp: 20170801T143031.623456 manualFlag: false senderIMID: 123:BRKA	

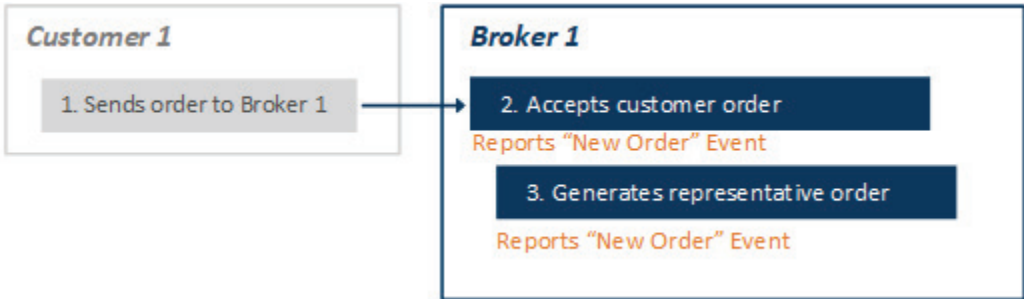


#	Step	Reported Event	Comments
		destination: EXCH1 destinationType: E routedOrderID: S12O555 session: 1112 side: B price: 10.01 quantity: 1200 orderType: LMT timeInForce: DAY=20170801 tradingSession: REG affiliateFlag: false isoInd: NA	
7	The exchange receives the order from Broker A	<i>Exchange 1 reports a <b>Participant Order Accepted</b> event</i>	
8	Execution of the order occurs on the exchange	<i>Exchange 1 reports a <b>Participant Order Trade</b> event</i>	
9, 10	Broker A fills each individual customer order on a Riskless Principal basis	<i>Broker A reports an <b>Order Fulfillment</b> event (1 of 2)</i>  type: MEOF fillKeyDate: 20170801T000000 fulfillmentID: FO55501 symbol: XYZ eventTimestamp: 20170801T143040.123456 manualFlag: false quantity: 500 price: 10.01 capacity: R fulfillmentLinkType: Y clientDetails: orderKeyDate: 20170801T000000 orderID: O12345 side: B firmDetails: orderKeyDate: 20170801T000000 orderID: RPO555 side: SL  <i>Broker A reports an <b>Order Fulfillment</b> event (2 of 2)</i>  type: MEOF fillKeyDate: 20170801T000000	The <i>fulfillmentLinkType</i> field must be populated with a value of 'Y' to indicate that the order is a representative order, and that explicit linkage is required. <i>firmDetails</i> are required.

#	Step	Reported Event	Comments
		fulfillmentID: FO55502 symbol: XYZ eventTimestamp: 20170801T143040.323456 manualFlag: false quantity: 700 price: 10.01 capacity: R fulfillmentLinkType: Y clientDetails: orderKeyDate: 20170801T000000 orderID: O12350 side: B firmDetails: orderKeyDate: 20170801T000000 orderID: RPO555 side: SL	

**2.3.3 Single Customer Order Handled on a Riskless Principal Basis Where No Execution Occurs**

This scenario illustrates the CAT reporting requirements when an Industry Member handles a customer order on a Riskless Principal basis, but the order is ultimately not filled. In this example, Industry Member Broker 1 generates a representative order to facilitate the execution of a customer order, but no further action occurs on the order due to market conditions.



Industry Member Broker 1 is required to report:

- The receipt of the customer order (New Order event)
- The generation of a representative order (New Order event)

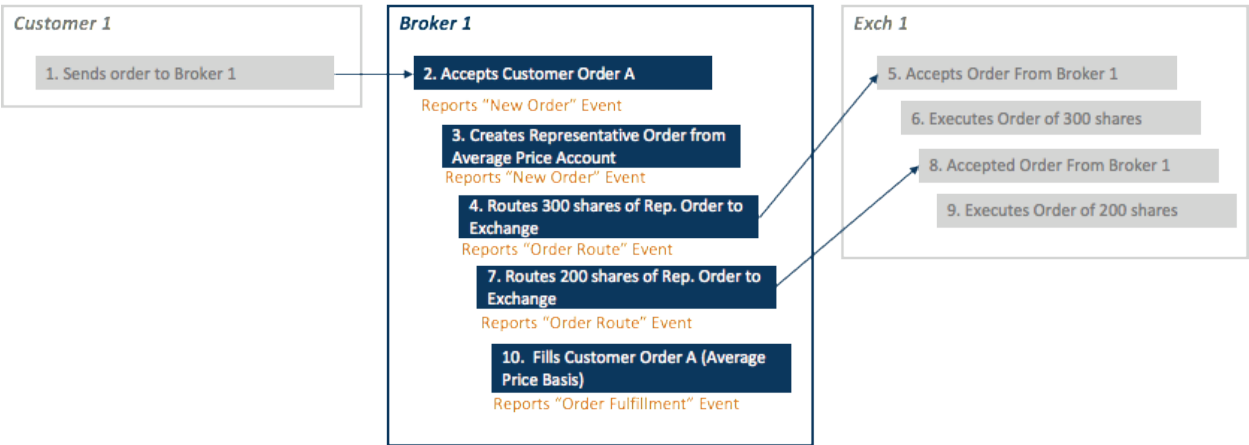
Explicit linkage between the customer order and the representative order is required in the *aggregatedOrders* field on the representative MENO.

#	Step	Reported Event	Comments
1	The customer sends an order to Broker 1	N/A	
2	Broker 1 accepts the customer order	<p><i>Broker 1 reports a <b>New Order event</b></i></p> <p>type: MENO  orderKeyDate: 20170801T000000  orderID: O12345  symbol: XYZ  eventTimestamp: 20170801T143030.123456  manualFlag: false  deptType: T  side: B  price: 10.00  quantity: 500  orderType: LMT  timeInForce: DAY=20170801  tradingSession: REG  custDsplntrFlag: false  firmDesignatedID: C12345  accountHolderType: A  affiliateFlag: false  negotiatedTradeFlag: false  representativeInd: N</p>	
3	Broker 1 generates a representative order	<p><i>Broker 1 reports a <b>New Order event</b></i></p> <p>type: MENO  orderKeyDate: 20170801T000000  orderID: O12350  symbol: XYZ  eventTimestamp: 20170801T143030.623456  manualFlag: false  deptType: T  side: B  price: 10.00  quantity: 500  orderType: LMT  timeInForce: DAY=20170801  tradingSession: REG  custDsplntrFlag: false  firmDesignatedID: C0005  accountHolderType: P  affiliateFlag: false</p>	<p>The <i>representativeInd</i> field must be populated with a value of 'Y' to indicate that the order is a representative order, and that explicit linkage is required.</p> <p>The <i>aggregatedOrders</i> field must be populated.</p>

#	Step	Reported Event	Comments
		aggregatedOrders: O12345@20170801T000000@@ negotiatedTradeFlag: false representativeInd: Y	

**2.3.4 Fill of a Single Customer Order on an Average Price Basis**

This scenario illustrates the CAT reporting requirements when an Industry Member works a customer order through an average price account and generates one or more representative orders that are routed to an exchange. The Industry Member then fills the customer order on an average price basis.



Industry Member Broker 1 is required to report:

- The receipt of the customer order (New Order event)
- The generation of a representative order in an average price account (New Order event)
- Each route of the representative order (Order Route events)
- The fill of the customer order at an average price (Order Fulfillment event)

Explicit linkage between the customer order and the representative order is required in the *aggregatedOrders* field on the representative MENO and the *firmDetails* on the MEOF.

Refer to [Scenario 2.1.6](#) for guidance on reporting requirements when an Industry Member facilitates a single customer order via a firm agency account, commonly referred to as an “agency flip” scenario.

#	Step	Reported Event	Comments
1	Customer sends a Buy order to Broker 1	NA	
2	Broker 1 accepts the customer order	<i>Broker 1 reports a <b>New Order event</b></i>	

#	Step	Reported Event	Comments
		type: MENO orderKeyDate: 20180417T000000 orderID: O12345 symbol: XYZ eventTimestamp: 20180417T153035.234456 manualFlag: false deptType: A side: B price: 10.00 quantity: 500 orderType: LMT timeInForce: DAY=20180417 tradingSession: REG custDsplNtrFlag: false firmDesignatedID: INS001 accountHolderType: A affiliateFlag: false negotiatedTradeFlag: false representativeInd: N	
3	Broker 1 generates a representative order from its average price account	<i>Broker 1 reports a <b>New Order event</b></i>  type: MENO orderKeyDate: 20180417T000000 orderID: R04826 symbol: XYZ eventTimestamp: 20180417T153035.534456 manualFlag: false deptType: T side: B price: 10.00 quantity: 500 orderType: LMT timeInForce: DAY=20180417 tradingSession: REG custDsplNtrFlag: false firmDesignatedID: AVG0123 accountHolderType: V affiliateFlag: false aggregatedOrders: O12345@20170801T000000@@ negotiatedTradeFlag: false representativeInd: Y	The <i>representativeInd</i> field must be populated with a value of 'Y' to indicate that the order is a representative order, and that explicit linkage is required.  The <i>aggregatedOrders</i> field must be populated.
4	Broker 1 routes 300	<i>Broker 1 reports an <b>Order Route</b></i>	

#	Step	Reported Event	Comments
	shares of the representative order to exchange EXCH1	<b>event</b> type: MEOR orderKeyDate: 20180417T000000 orderID: R04826 symbol: XYZ eventTimestamp: 20180417T153036.234556 manualFlag: false senderIMID: 123:FRMA destination: EXCH1 destinationType: E routedOrderID: XYZ0555 session: s5 side: B price: 10.00 quantity: 300 orderType: LMT timeInForce: DAY=20180417 tradingSession: REG affiliateFlag: false isoInd: NA	
5	The Exchange accepts the order from Broker 1	<b>EXCH1 reports a Participant Order Accepted event</b>	
6	The Exchange executes the order	<b>EXCH1 reports a Participant Order Trade event</b>	
7	Broker 1 routes 200 shares of the representative order to exchange EXCH1	<b>Broker 1 reports an Order Route event</b> type: MEOR orderKeyDate: 20180417T000000 orderID: R04826 symbol: XYZ eventTimestamp: 20180417T153036.234566 manualFlag: false senderIMID: 123:FRMA destination: EXCH1 destinationType: E routedOrderID: XYZ0888 session: s5 side: B price: 10.00 quantity: 200 orderType: LMT timeInForce: DAY=20180417	

#	Step	Reported Event	Comments
		tradingSession: REG affiliateFlag: false isoInd: NA	
8	The Exchange accepts the order from Broker 1	<i>EXCH1 reports a Participant <b>Order Accepted</b> event</i>	
9	The Exchange executes a partial quantity (200) of the order	<i>EXCH1 reports a Participant <b>Order Trade</b> event</i>	
10	Broker 1 fills the customer order from its average price account	Broker 1 reports an <b>Order Fulfillment</b> event  type: MEOF fillKeyDate: 20180417T000000 fulfillmentID: AABB1231 symbol: XYZ eventTimestamp: 20180417T153037.326456 manualFlag: false fulfillmentLinkType: Y quantity: 500 price: 10.00 capacity: A clientDetails: orderKeyDate: 20180417T000000 orderID: O12345 side: B firmDetails: orderKeyDate: 20180417T000000 orderID: R04826 side: SL	The <i>fulfillmentLinkType</i> field must be populated with a value of 'Y' to indicate that the order is a representative order, and that explicit linkage is required. <i>firmDetails</i> are required.

### 2.3.5 Fill of a Single Customer Order from a Pre-Existing Principal Order

This scenario illustrates the CAT reporting requirements when an Industry Member fills a single customer order from a pre-existing principal order as a result of a Manning Obligation. In this scenario, the Industry Member originates a new principal order and routes it to an exchange. Before the principal order is executed, the Industry Member receives a customer order. Upon execution of the principal order, the Industry Member fills the customer order on a Riskless Principal basis.



Industry Member Broker 1 is required to report:

- The origination of the principal order (New Order event)
- The route of the principal order to an exchange (Order Route event)
- The receipt of the customer order (New Order event)
- The fill of the customer order on a Riskless Principal basis (Order Fulfillment event)

Explicit linkage between the customer order and the principal order is required through the *firmDetails* on the MEOF when the customer order is filled from a pre-existing principal order.

#	Step	Reported Event	Comments
1	Broker 1 originates a new principal order	<p><i>Broker 1 reports a <b>New Order event</b></i></p> <p>type: MENO            orderKeyDate: 20180501T000000            orderID: O12345            symbol: XYZ            eventTimestamp:            20180501T153035.234456            manualFlag: false            deptType: T            side: B            price: 10.00            quantity: 1000            orderType: LMT            timeInForce: DAY=20180501            tradingSession: REG            custDspIntrFlag: false            firmDesignatedID: PRO001            accountHolderType: P            aggregatedOrders:            affiliateFlag: false            negotiatedTradeFlag: false            representativeInd: N</p>	<p>The <i>representativeInd</i> field must be populated with a value of 'N' to indicate that this was not a representative order, as the principal order was not generated to facilitate the execution of a customer order.</p> <p>The <i>aggregatedOrders</i> field must not be populated.</p> <p>If the order generated by Broker 1 had been generated in a proprietary account where it was eligible to receive customer fills, the Industry Member would be able to populate a <i>representativeInd</i> value of "YE" in this step without receiving a rejection in CAT.</p>
2	Broker 1 routes the principal order to Exch 1	<p><i>Broker 1 reports an <b>Order Route event</b></i></p>	



#	Step	Reported Event	Comments
		type: MEOR orderKeyDate: 20180501T000000 orderID: O12345 symbol: XYZ eventTimestamp: 20180501T153035.234556 manualFlag: false senderIMID: 123:FRMA destination: EXCH1 destinationType: E routedOrderID: AO123 session: s5 side: B price: 10.00 quantity: 1000 orderType: LMT timeInForce: DAY=20180501 tradingSession: REG affiliateFlag: false isoInd: NA	
3	Exch 1 accepts the principal order from Broker 1	<i>Exch 1 reports a Participant Order Accepted event</i>	
4	Customer sends an order to Broker 1	NA	
5	Broker 1 accepts the customer order	<i>Broker 1 reports a New Order event</i>  type: MENO orderKeyDate: 20180501T000000 orderID: O34567 symbol: XYZ eventTimestamp: 20180501T153035.634456 manualFlag: false deptType: T side: B price: 10.00 quantity: 800 orderType: LMT timeInForce: DAY=20180501 tradingSession: REG custDspIntrFlag: false firmDesignatedID: INS001 accountHolderType: A affiliateFlag: false negotiatedTradeFlag: false representativeInd: N	

#	Step	Reported Event	Comments
6	Exch 1 executes the full quantity of the principal order	<i>Exch 1 reports a Participant <b>Order Trade event</b></i>	
7	Broker 1 executes the customer order on a Riskless Principal basis with the shares acquired from the pre-existing principal order	<p><i>Broker 1 reports an <b>Order Fulfillment event</b></i></p> <p>type: MEOF  fillKeyDate: 20180501T000000  fulfillmentID: FXYZ111  symbol: XYZ  eventTimestamp: 20180501T153035.653456  manualFlag: false  fulfillmentLinkType: YP  quantity: 800  price: 10.00  capacity: R  clientDetails:  orderKeyDate: 20180501T000000  orderID: O34567  side: B  firmDetails:  orderKeyDate: 20180501T000000  orderID: O12345  side: SL</p>	<p>The <i>fulfillmentLinkType</i> field must be populated with a value of 'YP' to indicate that the customer order is being filled from a pre-existing principal order <u>or pre-existing quote</u>, and that explicit linkage is required. <i>firmDetails</i> are required.</p> <p>If the customer order was executed from a firm account and reported as a media trade report to the TRF, Broker 1 would be required to report an MEOT in this step.</p> <p>All Industry Members will be required to provide representative order linkages to unlinked OMS/EMS and position fill scenarios no later than July 31, 2025 due to the expiry of the exemptive relief granted by the SEC on January 17, 2025.</p>

**2.3.6 Customer Order is Received and Filled on a Net Basis**

This scenario illustrates the CAT reporting requirements when an Industry Member receives a customer order and generates a representative order to facilitate the execution of the customer order. The Industry Member routes the representative order to an exchange for execution, then sells the shares to the customer at a different price than it purchased the shares on the exchange. This scenario is commonly referred to as 'net trading'.



Industry Member Broker 1 is required to report:

- The receipt of the customer order (New Order event)
- The generation of the representative order (New Order event)
- The route of the representative order to an exchange (Order Route event)
- The execution of the customer order at a net price (Trade event)

In this scenario, since the customer order is executed at a price different than what Broker 1 received on the exchange, Broker 1 has an obligation to submit a media trade report for public dissemination purposes. Therefore, Broker 1 would be required to report a Trade event representing the outcome of the customer order as opposed to an Order Fulfillment event.

Explicit linkage between the customer order and the representative order is required in the *aggregatedOrders* field on the representative MENO.

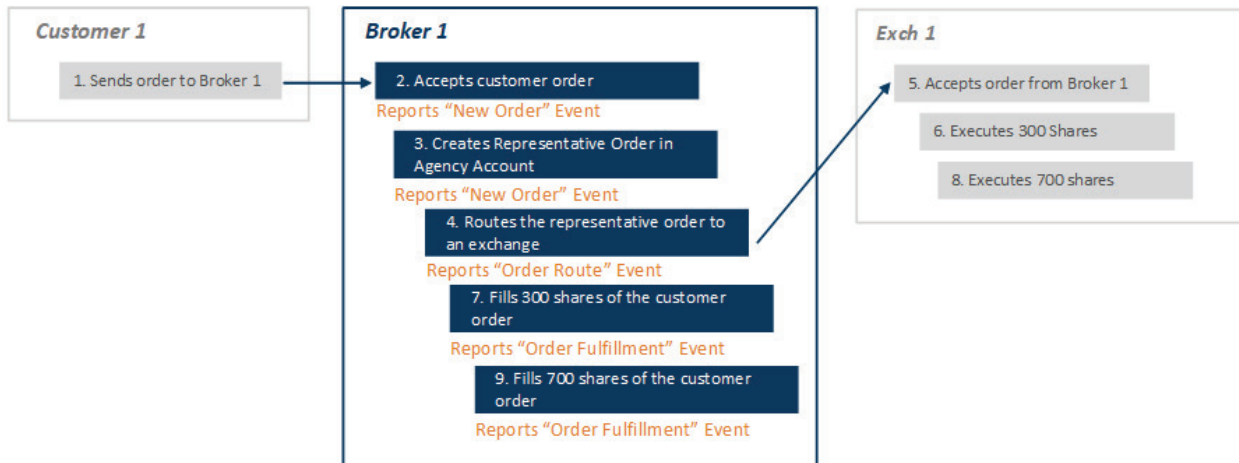
#	Step	Reported Event	Comments
1	Broker 1 accepts the customer order	<p><i>Broker 1 reports a <b>New Order event</b></i></p> <p>type: MENO            orderKeyDate: 20180501T000000            orderID: O34567            symbol: XYZ            eventTimestamp: 20180501T153035.634456            manualFlag: false            deptType: T            side: B            price: 9.99            quantity: 1000            orderType: LMT            timeInForce: DAY=20180501            tradingSession: REG            custDspIntrFlag: false            firmDesignatedID: INS001            accountHolderType: A</p>	

#	Step	Reported Event	Comments
		affiliateFlag: false negotiatedTradeFlag: false representativeInd: N	
2	Broker 1 originates a proprietary order	<b>Broker 1 reports a <i>New Order event</i></b>  type: MENO orderKeyDate: 20180501T000000 orderID: O12345 symbol: XYZ eventTimestamp: 20180501T153036.234456 manualFlag: false deptType: T side: B price: 9.97 quantity: 1000 orderType: LMT timeInForce: DAY=20180501 tradingSession: REG custDsplntrFlag: false firmDesignatedID: PRO001 accountHolderType: P aggregatedOrders: O34567@20180501T000000@@ affiliateFlag: false negotiatedTradeFlag: false representativeInd: Y	The <i>representativeInd</i> field must be populated with a value of 'Y' to indicate that the order is a representative order, and that explicit linkage is required.  The <i>aggregatedOrders</i> field is required to be populated.
3	Broker 1 routes the proprietary order to Exch 1	<b>Broker 1 reports an <i>Order Route event</i></b>  type: MEOR orderKeyDate: 20180501T000000 orderID: O12345 symbol: XYZ eventTimestamp: 20180501T153036.234556 manualFlag: false senderIMID: 123:FRMA destination: EXCH1 destinationType: E routedOrderID: AO123 session: s5 side: B price: 9.97 quantity: 1000 orderType: LMT	

#	Step	Reported Event	Comments
		timeInForce: DAY=20180501 tradingSession: REG affiliateFlag: false isoInd: NA	
4	Exch 1 accepts the proprietary order from Broker 1	<i>Exch 1 reports a Participant Order Accepted event</i>	
5	Exch 1 executes the order	<i>Exch 1 reports a Participant Order Trade event</i>	
6	Broker 1 satisfies the original customer order at a price of 9.99	<i>Broker 1 reports a Trade event</i>  type: MEOT tradeKeyDate: 20180501T000000 tradeID: XYZ555 symbol: XYZ eventTimestamp: 20180501T153038.234556 manualFlag: false cancelFlag: false cancelTimestamp: quantity: 1000 price: 9.99 capacity: P tapeTradeID: TRF123 marketCenterID: DN sideDetailsInd: NA buyDetails: orderKeyDate: 20180501T000000 orderID: O34567 side: B sellDetails: orderKeyDate: 20180501T000000 orderID: O12345 side: SL	The <i>buyDetails</i> reflect the details of customer order O34567. The <i>sellDetails</i> reflect the details of representative order O12345.

**2.3.7 Fill of a Single Customer Order with Multiple Executions Print for Print**

This scenario illustrates the CAT reporting requirements when an Industry Member generates a representative order in its agency account to facilitate a single customer order. The representative order is routed out to the market and receives multiple fills, which are passed back to the customer’s account on a print for print basis.



Industry Member Broker 1 is required to report:

- The receipt of the customer order (New Order event)
- The generation of the representative order (New Order event)
- The route of the representative order to the exchange (Order Route event)
- Each print for print fill of the customer order (Order Fulfillment event)

Explicit linkage between the customer order and the representative order is required in the *aggregatedOrders* field on the representative MENO and the *firmDetails* on each MEOF.

#	Step	Reported Event	Comments
1	The customer sends an order to Broker 1	N/A	
2	Broker 1 accepts the customer order	<p><i>Broker 1 reports a <b>New Order event</b></i></p> <p>type: MENO            orderKeyDate: 20170801T000000            orderID: O12345            symbol: XYZ            eventTimestamp:            20170801T143030.123456            manualFlag: false            deptType: T            side: B            price: 10.00            quantity: 1000            orderType: LMT            timeInForce: DAY=20170801            tradingSession: REG            custDspIntrFlag: false            firmDesignatedID: C12345</p>	

#	Step	Reported Event	Comments
		accountHolderType: A affiliateFlag: false negotiatedTradeFlag: false representativeInd: N	
3	Broker 1 generates a representative order	<b>Broker 1 reports a <i>New Order event</i></b>  type: MENO orderKeyDate: 20170801T000000 orderID: O12350 symbol: XYZ eventTimestamp: 20170801T143030.623456 manualFlag: false deptType: T side: B price: 10.00 quantity: 1000 orderType: LMT timeInForce: DAY=20170801 tradingSession: REG custDsplntrFlag: false firmDesignatedID: C0005 accountHolderType: V affiliateFlag: false aggregatedOrders: O12345@20170801T000000@@ negotiatedTradeFlag: false representativeInd: Y	The <i>representativeInd</i> field must be populated with a value of 'Y' to indicate that the order is a representative order, and that explicit linkage is required.  The <i>aggregatedOrders</i> field must be populated.
4	Broker 1 routes the representative order to an exchange	<b>Broker 1 reports an <i>Order Route event</i></b>  type: MEOR orderKeyDate: 20170801T000000 orderID: O12350 symbol: XYZ eventTimestamp: 20170801T143031.123456 manualFlag: false senderIMID: 12#:BRK1 destination: Exch1 destinationType: E routedOrderID: S9O12350 session: 1109 side: B price: 10.00	

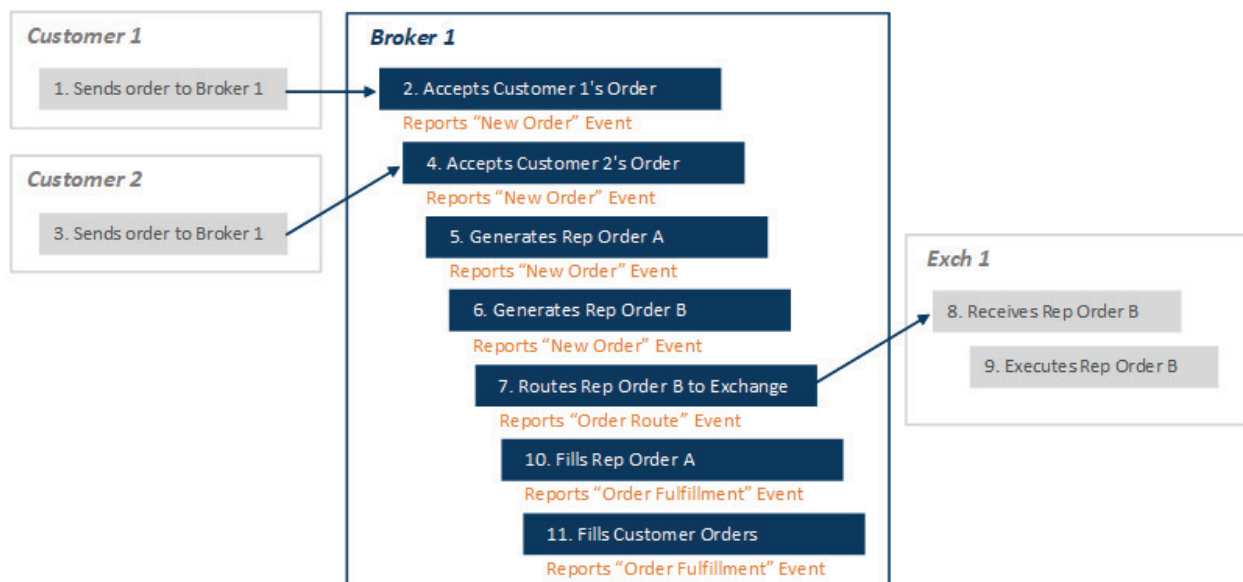
#	Step	Reported Event	Comments
		quantity: 1000 orderType: LMT timeInForce: DAY=20170801 tradingSession: REG affiliateFlag: false isoInd: NA	
5	Exchange 1 accepts the order	<i>Exchange 1 reports a Participant <b>Order Accepted</b> event</i>	
6	Exchange 1 partially executes the order (300 shares)	<i>Exchange 1 reports a Participant <b>Order Trade</b> event</i>	
7	Broker 1 fills the customer order print for print	<i>Broker 1 reports an <b>Order Fulfillment</b> event</i>  Type: MEOF fillKeyDate: 20170801T000000 fulfillmentID: FO12350 symbol: XYZ eventTimestamp: 20170801T143036.123456 manualFlag: false fulfillmentLinkType: Y quantity: 300 price: 10.00 capacity: A clientDetails: orderKeyDate: 20170801T000000 orderID: O12345 side: B firmDetails: orderKeyDate: 20170801T000000 orderID: O12350 side: SL	The <i>fulfillmentLinkType</i> field must be populated with a value of 'Y' to indicate that the order is a representative order, and that explicit linkage is required. <i>firmDetails</i> are required.
8	Exchange 1 executes the remainder of the order (700 shares)	<i>Exchange 1 reports a Participant <b>Order Trade</b> event</i>	
9	Broker 1 fills the customer order print for print	<i>Broker 1 reports an <b>Order Fulfillment</b> event</i>  Type: MEOF fillKeyDate: 20170801T000000 fulfillmentID: FO12360 symbol: XYZ	The <i>fulfillmentLinkType</i> field must be populated with a value of 'Y' to indicate that the order is a representative order, and that explicit linkage is required. <i>firmDetails</i> are required.



#	Step	Reported Event	Comments
		eventTimestamp: 20170801T143036.123456 manualFlag: false fulfillmentLinkType: Y quantity: 700 price: 10.00 capacity: A clientDetails: orderKeyDate: 20170801T000000 orderID: O12345 side: B firmDetails: orderKeyDate: 20170801T000000 orderID: O12350 side: SL	

**2.3.8 Firm Generates a Representative Order to Facilitate the Execution of another Representative Order**

This scenario illustrates the CAT reporting requirements when an Industry Member generates a representative order to facilitate the execution of another representative order. In this scenario, the Industry Member receives two customer orders, and generates a single representative order (Representative Order A) in its agency average price account that will be used to facilitate the execution of these two customer orders. The Industry Member then generates a second representative order (Representative Order B) to facilitate the execution of the original representative order on a Riskless Principal basis.



Industry Member Broker 1 is required to report:

- The receipt of each customer order (New Order events)
- The generation of Representative Orders A and B (New Order events)
- The route of Representative Order B to an exchange (Order Route event)
- The fill of Representative Order A on a Riskless Principal basis (Order Fulfillment event)
- The fill of each customer order from its agency average price account (Order Fulfillment events)

The execution of Representative Order B is reported by the exchange.

Since Representative Order A was generated to represent more than one customer order, explicit linkage between Representative Order A and each customer order is required through the *aggregatedOrders* field in the MENO for Representative Order A and the *firmDetails* in each MEOF representing the fill of a customer order.

Explicit linkage between Representative Order A and Representative Order B is required through the *aggregatedOrders* field in the MENO for Representative Order B and the *firmDetails* in the MEOF representing the fill of Representative Order A.

This reporting scenario is applicable when a firm's system generates two separate and distinct representative orders. This reporting scenario is not applicable if the firm's system only generates one representative order, combining steps 5 and 6. If the two representative orders are generated by different desks or departments within the firm, an Order Internal Route Accepted event is required.

#	Step	Reported Event	Comments
1	Customers 1 sends a Buy order to Broker 1	NA	

#	Step	Reported Event	Comments
2	Broker 1 receives the Buy order from Customer 1	<p><i>Broker 1 reports a <b>New Order event</b></i></p> <p>type: MENO  orderKeyDate: 20170801T000000  orderID: O12345  symbol: XYZ  eventTimestamp:  20170801T143030.123456  manualFlag: false  deptType: A  side: B  price: 10.01  quantity: 500  orderType: LMT  timeInForce: DAY=20170801  tradingSession: REG  custDsplntrFlag: false  firmDesignatedID: C123  accountHolderType: A  affiliateFlag: false  negotiatedTradeFlag: false  representativeInd: N</p>	
3	Customer 2 sends a Buy order to Broker 1	NA	
4	Broker 1 receives the Buy order from Customer 2	<p><i>Broker 1 reports a <b>New Order event</b></i></p> <p>type: MENO  orderKeyDate: 20170801T000000  orderID: O12350  symbol: XYZ  eventTimestamp:  20170801T143030.723456  manualFlag: false  deptType: A  side: B  price: 10.01  quantity: 700  orderType: LMT  timeInForce: DAY=20170801  tradingSession: REG  custDsplntrFlag: false  firmDesignatedID: C456  accountHolderType: A  affiliateFlag: false  negotiatedTradeFlag: false</p>	

#	Step	Reported Event	Comments
		representativeInd: N	
5	Broker 1 generates Representative Order A in an agency average price account	<p><b>Broker 1 reports a New Order event</b></p> <p>type: MENO  orderKeyDate: 20170801T000000  orderID: AVGO555  symbol: XYZ  eventTimestamp: 20170801T143031.123456  manualFlag: false  deptType: A  side: B  price: 10.01  quantity: 1200  orderType: LMT  timeInForce: DAY=20170801  tradingSession: REG  custDsplNtrFlag: false  firmDesignatedID: AVG123  accountHolderType: V  affiliateFlag: false  aggregatedOrders: O12345@20170801T000000@@   O12350@20170801T000000@@   negotiatedTradeFlag: false  representativeInd: Y</p>	<p>The <i>representativeInd</i> field must be populated with a value of 'Y' to indicate that the order is a representative order, and that explicit linkage is required.</p> <p>The <i>aggregatedOrders</i> field is required to be populated.</p>
6	Broker 1 generates Representative Order B	<p><b>Broker 1 reports a New Order event</b></p> <p>type: MENO  orderKeyDate: 20170801T000000  orderID: RPO556  symbol: XYZ  eventTimestamp: 20170801T143031.723456  manualFlag: false  deptType: A  side: B  price: 10.01  quantity: 1200  orderType: LMT  timeInForce: DAY=20170801  tradingSession: REG  custDsplNtrFlag: false  firmDesignatedID: PROP123</p>	<p>The <i>representativeInd</i> field must be populated with a value of 'Y' to indicate that the order is a representative order, and that explicit linkage is required.</p> <p>The <i>aggregatedOrders</i> field must be populated.</p>

#	Step	Reported Event	Comments
		accountHolderType: P affiliateFlag: false aggregatedOrders: AVGO555@20170801T000000@@ negotiatedTradeFlag: false representativeInd: Y	
7	Broker 1 routes Representative Order B to an exchange	<i>Broker 1 reports an <b>Order Route event</b></i>  type: MEOR orderKeyDate: 20170801T000000 orderID: RPO556 symbol: XYZ eventTimestamp: 20170801T143031.723456 manualFlag: false senderIMID: 123:BRK1 destination: Exch1 destinationType: E routedOrderID: S9O12350 session: 1109 side: B price: 10.01 quantity: 1200 orderType: LMT timeInForce: DAY=20170801 tradingSession: REG affiliateFlag: false isoInd: NA	
8	Exchange 1 accepts the order	<i>Exchange 1 reports a Participant <b>Order Accepted event</b></i>	
9	Exchange 1 matches and crosses the order	<i>Exchange 1 reports a Participant <b>Order Trade event</b></i>	
10	Broker 1 fills Representative Order A on a Riskless Principal basis	<i>Broker 1 reports an <b>Order Fulfillment event</b></i>  Type: MEOF fillKeyDate: 20170801T000000 fulfillmentID: FO12350 symbol: XYZ eventTimestamp: 20170801T143036.123456 manualFlag: false fulfillmentLinkType: Y quantity: 1200	The <i>fulfillmentLinkType</i> field must be populated with a value of 'Y' to indicate that the order is a representative order, and that explicit linkage is required. <i>firmDetails</i> are required.

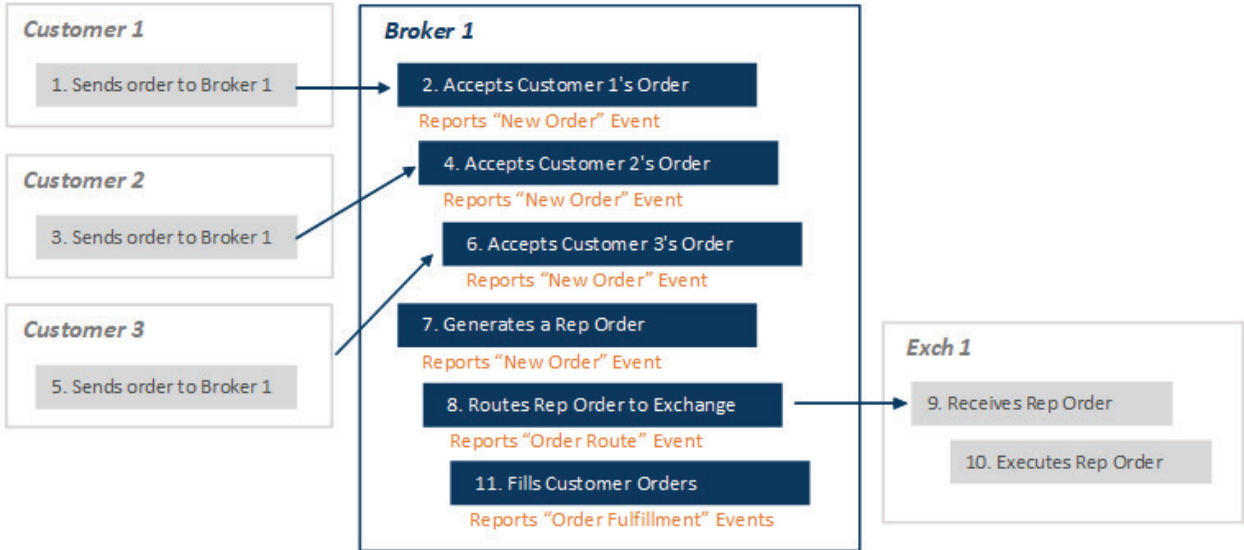
#	Step	Reported Event	Comments
		price: 10.01 capacity: R clientDetails: orderKeyDate: 20170801T000000 orderID: AVGO555 side: B firmDetails: orderKeyDate: 20170801T000000 orderID: RPO556 side: SL	
11	Broker 1 fills Customer 1's order from its average price account	<i>Broker 1 reports an <b>Order Fulfillment event</b></i>  Type: MEOF fillKeyDate: 20170801T000000 fulfillmentID: FO12360 symbol: XYZ eventTimestamp: 20170801T143036.123456 manualFlag: false fulfillmentLinkType: Y quantity: 500 price: 10.01 capacity: R clientDetails: orderKeyDate: 20170801T000000 orderID: O12345 side: B firmDetails: orderKeyDate: 20170801T000000 orderID: AVGO555 side: SL	The <i>fulfillmentLinkType</i> field must be populated with a value of 'Y' to indicate that the order is a representative order, and that explicit linkage is required. <i>firmDetails</i> are not required.
12	Broker 1 fills Customer 2's order from its average price account	<i>Broker 1 reports an <b>Order Fulfillment event</b></i>  Type: MEOF fillKeyDate: 20170801T000000 fulfillmentID: FO12370 symbol: XYZ eventTimestamp: 20170801T143036.123456 manualFlag: false	The <i>fulfillmentLinkType</i> field must be populated with a value of 'Y' to indicate that the order is a representative order, and that explicit linkage is required. <i>firmDetails</i> are required.

#	Step	Reported Event	Comments
		fulfillmentLinkType: Y quantity: 700 price: 10.01 capacity: R clientDetails: orderKeyDate: 20170801T000000 orderID: O12350 side: B firmDetails: orderKeyDate: 20170801T000000 orderID: AVGO555 side: SL	

**2.3.9 Fill of Multiple Customer Orders at an Average Price Using an Unlinked OMS/EMS**

This scenario illustrates the CAT reporting requirements when an Industry Member fills customer orders at an average price, but a direct electronic link does not exist between its OMS and EMS. In this example, Industry Member Broker 1 receives three customer orders in its OMS, and generates a representative order to facilitate the execution of the customer orders in its EMS. The representative order is further routed to an exchange for execution, where it receives multiple fills. The Industry Member manually assigns fills to the customer orders in its OMS at an average price of the fills received on the exchange.

In this scenario, direct electronic linkage does not exist between the customer orders and the representative order because direct electronic linkage does not exist between the firm’s OMS and EMS.



Industry Member Broker 1 is required to report:

- The receipt of each customer order (New Order events)
- The generation of a representative order (New Order event)
- The route of the representative order to the exchange (Order Route event)
- The fill of each customer at an average price (Order Fulfillment event)

In this scenario, explicit linkage between the customer orders and the representative order is not required since there is no direct electronic link in the firm’s system between the orders being represented and the representative order. However, CAT requires that the orders be marked with the relevant *representativeInd* or *fulfillmentLinkType* value of “YE” to indicate that each order was eligible for customer fills via an unlinked system.

The Industry Member must populate a *representativeInd* value of “YE” on its New Order event reflecting the origination of the representative order. When a *representativeInd* value of “YE” is populated, the *aggregatedOrders* field must be blank.

The Industry Member must populate a *fulfillmentLinkType* value of “YE” on its Order Fulfillment events reflecting the fill of each customer order. When a *fulfillmentLinkType* value of “YE” is populated, the *firmDetails* must be populated with the *accountHolderType* and the FDID of the firm account from which the order was filled, and the *orderID* and *orderKeyDate* fields in the *firmDetails* must be blank.

All Industry Members will be required to provide representative order linkages to unlinked OMS/EMS and position fill scenarios no later than July 31, 2025 due to the expiry of the exemptive relief granted by the SEC on January 17, 2025.

Refer to Appendix C of the [CAT Reporting Technical Specifications for Industry Members](#) for additional information on use of the value “YE”.

#	Step	Reported Event	Comments
1	Customer 1 sends a Buy order to Broker 1	NA	
2	Broker 1 receives the Buy order from Customer 1	<p><b>Broker 1 reports a <i>New Order event</i></b></p> <p>type: MENO  orderKeyDate: 20170801T000000  orderID: O12345  symbol: XYZ  eventTimestamp:  20170801T143030.123456  manualFlag: false  deptType: A  side: B  price: 10.01</p>	



#	Step	Reported Event	Comments
		quantity: 500 orderType: LMT timeInForce: DAY=20170801 tradingSession: REG custDsplntrFlag: false firmDesignatedID: C123 accountHolderType: A affiliateFlag: false negotiatedTradeFlag: false representativeInd: N	
3	Customer 2 sends a Buy order to Broker 1	NA	
4	Broker 1 receives the Buy order from Customer 2	<i>Broker 1 reports a <b>New Order event</b></i>  type: MENO orderKeyDate: 20170801T000000 orderID: O12350 symbol: XYZ eventTimestamp: 20170801T143030.723456 manualFlag: false deptType: A side: B price: 10.01 quantity: 700 orderType: LMT timeInForce: DAY=20170801 tradingSession: REG custDsplntrFlag: false firmDesignatedID: C456 accountHolderType: A affiliateFlag: false negotiatedTradeFlag: false representativeInd: N	
5	Customer 3 sends a Buy order to Broker 1	NA	
6	Broker 1 receives the Buy order from Customer 3	<i>Broker 1 reports a <b>New Order event</b></i>  type: MENO orderKeyDate: 20170801T000000 orderID: O12355 symbol: XYZ eventTimestamp: 20170801T143030.923456	

#	Step	Reported Event	Comments
		manualFlag: false deptType: A side: B price: 10.01 quantity: 300 orderType: LMT timeInForce: DAY=20170801 tradingSession: REG custDsplntrFlag: false firmDesignatedID: C789 accountHolderType: A affiliateFlag: false negotiatedTradeFlag: false representativeInd: N	
7	Broker 1 generates a representative order	<i>Broker 1 reports a <b>New Order event</b></i>  type: MENO orderKeyDate: 20170801T000000 orderID: RPO555 symbol: XYZ eventTimestamp: 20170801T143031.323456 manualFlag: false electronicTimestamp: deptType: A side: B price: 10.01 quantity: 1500 orderType: LMT timeInForce: DAY=20170801 tradingSession: REG custDsplntrFlag: false firmDesignatedID: PROP123 accountHolderType: V affiliateFlag: false aggregatedOrders: negotiatedTradeFlag: false representativeInd: YE	<p>Although Broker 1 is manually entering the order into its EMS, proprietary orders that are simultaneously entered into an OMS/EMS upon origination are always considered electronic.</p> <p>The <i>representativeInd</i> field must be populated with a value of 'YE' to indicate that the order is a representative order, and that explicit linkage between the customer orders and the representative order does not exist. The <i>aggregatedOrders</i> field must be blank.</p> <p>All Industry Members will be required to provide representative order linkages to unlinked OMS/EMS and position fill scenarios no later than July 31, 2025 due to the expiry of the exemptive relief granted by the SEC on January 17, 2025.</p>
8	Broker 1 routes the representative order to an exchange for execution	<i>Broker 1 reports an <b>Order Route event</b></i>  type: MEOR orderKeyDate: 20170801T000000 orderID: RPO555	

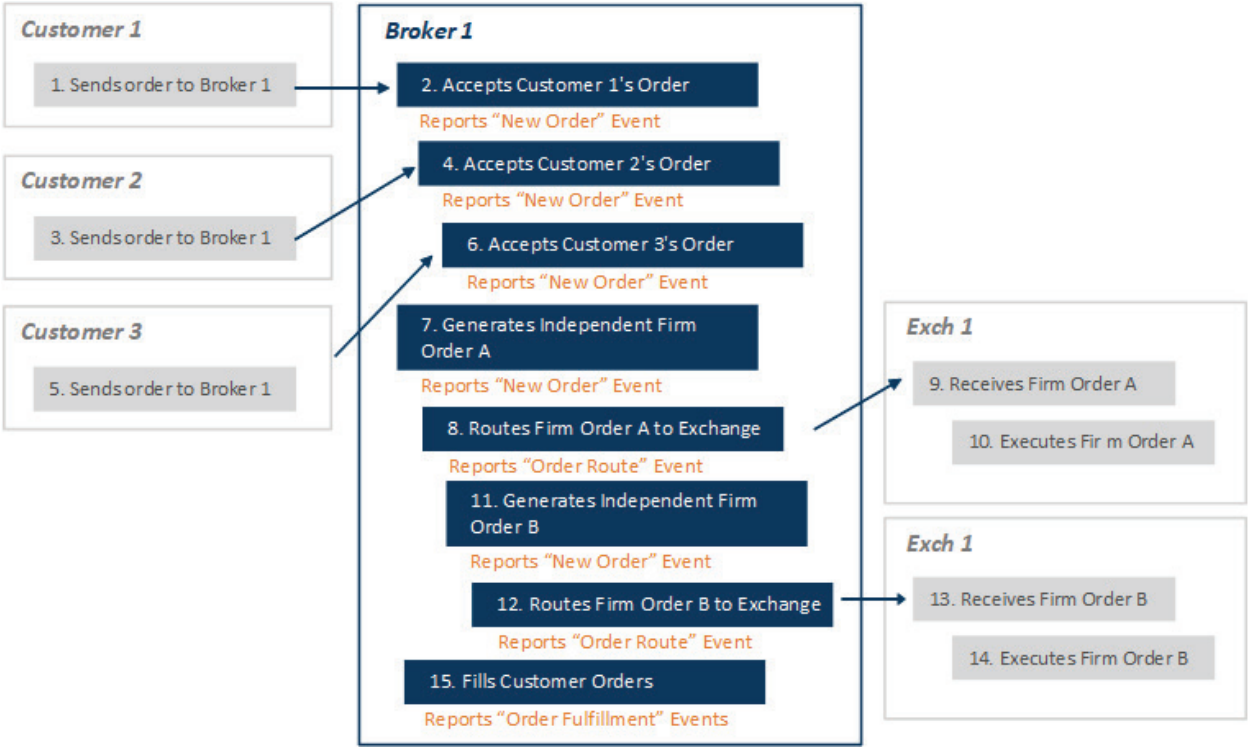
#	Step	Reported Event	Comments
		symbol: XYZ eventTimestamp: 20170801T143031.623456 manualFlag: false senderIMID: 123:BRKA destination: EXCH1 destinationType: E routedOrderID: S12O555 session: 1112 side: B price: 10.01 quantity: 1500 orderType: LMT timeInForce: DAY=20170801 tradingSession: REG isoInd: NA	
9	The exchange receives the order from Broker 1	<i>Exchange 1 reports a <b>Participant Order Accepted event</b></i>	
10	Executions of the order occur on the exchange	<i>Exchange 1 reports <b>Participant Order Trade events</b></i>	
11	Broker 1 fills each individual customer order at an average price	<i>Broker 1 reports an <b>Order Fulfillment event (1 of 3)</b></i>  type: MEOF fillKeyDate: 20170801T000000 fulfillmentID: FO55501 symbol: XYZ eventTimestamp: 20170801T143040.123456 manualFlag: true electronicTimestamp: 20170801T143040.123456 quantity: 500 price: 10.01 capacity: A fulfillmentLinkType: YE clientDetails: orderKeyDate: 20170801T000000 orderID: O12345 side: B firmDetails: side: SL firmDesignatedID: PROP123 accountHolderType: P	<p>Since Broker 1 is manually filling the customer orders in its OMS, the order could be considered either manual or electronic. If the fulfillment is reported as a manual event, the <i>eventTimestamp</i> and the <i>electronicTimestamp</i> fields must be populated with the same timestamp.</p> <p>The <i>fulfillmentLinkType</i> field must be populated with a value of 'YE' to indicate that the order is a representative order, and that explicit linkage between the customer orders and the representative order does not exist.</p> <p><i>firmDetails</i> are required. Broker 1 must populate the <i>firmDetails</i> with the <i>accountHolderType</i> and the FDID of the account from which the order was filled.</p> <p>All Industry Members will be required to provide representative order linkages to unlinked OMS/EMS and position fill scenarios no later than July 31, 2025 due to the expiry of the exemptive relief granted by the SEC on January 17, 2025.</p>

		<p><b>Broker 1 reports an Order Fulfillment event (2 of 3)</b></p> <p>type: MEOF  fillKeyDate: 20170801T000000  fulfillmentID: FO55502  symbol: XYZ  eventTimestamp:  20170801T143040.323456  manualFlag: true  electronicTimestamp:  20170801T143040.323456  quantity: 700  price: 10.01  capacity: A  fulfillmentLinkType: YE  clientDetails:      orderKeyDate:      20170801T000000      orderID: O12350      side: B  firmDetails:      side: SL      firmDesignatedID: PROP123      accountHolderType: P</p> <p><b>Broker 1 reports an Order Fulfillment event (3 of 3)</b></p> <p>type: MEOF  fillKeyDate: 20170801T000000  fulfillmentID: FO55502  symbol: XYZ  eventTimestamp:  20170801T143040.523456  manualFlag: true  electronicTimestamp:  20170801T143040.523456  quantity: 300  price: 10.01  capacity: A  fulfillmentLinkType: YE  clientDetails:      orderKeyDate:      20170801T000000      orderID: O12355      side: B  firmDetails:</p>	
--	--	--	--

#	Step	Reported Event	Comments
		side: SL firmDesignatedID: PROP123 accountHolderType: V	

**2.3.10 Fill of Multiple Customer Orders at an Average Price from an Existing Position**

This scenario illustrates the CAT reporting requirements when an Industry Member fills customer orders at an average price via a workflow whereby individual orders are filled after a position has been established and no direct link exists in the firm’s system between any single customer order and any single representative order. In this example, Industry Member Broker 1 receives three customer orders. The Industry Member generates two independent orders, from which part or all of the position at the weighted average cost may be given to the customer. The firm orders are further routed to an exchange for execution, and as the firm orders are filled, a position is established in a firm owned or controlled account. The customer orders are ultimately filled from the firm’s resulting position at the weighted average cost.



Industry Member Broker 1 is required to report:

- The receipt of each customer order (New Order events)
- The generation of each firm order (New Order event)
- The route of each firm order to the exchange (Order Route event)
- The fill of each customer order at an average price (Order Fulfillment event)

In this scenario, explicit linkage between the customer orders and the firm order is not required, since there is no direct electronic link in the firm’s system, as the customer orders were filled from an existing position. However, CAT requires that the orders be marked with the relevant *representativeInd* or *fulfillmentLinkType* value of “YE” to indicate that each order was eligible for customer fills.

The Industry Member must populate a *representativeInd* value of “YE” on its New Order event reflecting the origination of the firm order, since part or all of the order may be used to fill customer orders. When a *representativeInd* value of “YE” is populated, the *aggregatedOrders* field must be blank.

The Industry Member must populate a *fulfillmentLinkType* value of “YE” on its Order Fulfillment events reflecting the fill of each customer order. When a *fulfillmentLinkType* value of “YE” is populated, the *firmDetails* must be populated with the *accountHolderType* and the FDID of the firm account from which the order was filled, and the *orderID* and *orderKeyDate* fields in the *firmDetails* must be blank.

All Industry Members will be required to provide representative order linkages to unlinked OMS/EMS and position fill scenarios no later than July 31, 2025 due to the expiry of the exemptive relief granted by the SEC on January 17, 2025. Refer to Appendix C of the [CAT Reporting Technical Specifications for Industry Members](#) for additional information on use of the value “YE”.

#	Step	Reported Event	Comments
1	Customer 1 sends a Buy order to Broker 1	NA	
2	Broker 1 receives the Buy order from Customer 1	<p><b>Broker 1 reports a New Order event</b></p> <p>type: MENO  orderKeyDate: 20170801T000000  orderID: O12345  symbol: XYZ  eventTimestamp: 20170801T143030.123456  manualFlag: false  deptType: A  side: B  price: 10.01  quantity: 500  orderType: LMT  timeInForce: DAY=20170801  tradingSession: REG  custDspIntrFlag: false  firmDesignatedID: C123  accountHolderType: A  affiliateFlag: false  negotiatedTradeFlag: false  representativeInd: N</p>	

#	Step	Reported Event	Comments
3	Customer 2 sends a Buy order to Broker 1	NA	
4	Broker 1 receives the Buy order from Customer 2	<p><i>Broker 1 reports a <b>New Order event</b></i></p> <p>type: MENO  orderKeyDate: 20170801T000000  orderID: O12350  symbol: XYZ  eventTimestamp:  20170801T143030.723456  manualFlag: false  deptType: A  side: B  price: 10.01  quantity: 700  orderType: LMT  timeInForce: DAY=20170801  tradingSession: REG  custDspIntrFlag: false  firmDesignatedID: C456  accountHolderType: A  affiliateFlag: false  negotiatedTradeFlag: false  representativeInd: N</p>	
5	Customer 3 sends a Buy order to Broker 1	NA	
6	Broker 1 receives the Buy order from Customer 3	<p><i>Broker 1 reports a <b>New Order event</b></i></p> <p>type: MENO  orderKeyDate: 20170801T000000  orderID: O12355  symbol: XYZ  eventTimestamp:  20170801T143030.923456  manualFlag: false  deptType: A  side: B  price: 10.01  quantity: 300  orderType: LMT  timeInForce: DAY=20170801  tradingSession: REG  custDspIntrFlag: false  firmDesignatedID: C789</p>	

#	Step	Reported Event	Comments
		accountHolderType: A affiliateFlag: false negotiatedTradeFlag: false representativeInd: N	
7	Broker 1 generates an independent firm order	<b>Broker 1 reports a <i>New Order event</i></b>  type: MENO orderKeyDate: 20170801T000000 orderID: RPO555 symbol: XYZ eventTimestamp: 20170801T143031.123456 manualFlag: false electronicTimestamp: deptType: A side: B price: 10.01 quantity: 600 orderType: LMT timeInForce: DAY=20170801 tradingSession: REG custDspIntrFlag: false firmDesignatedID: PROP123 accountHolderType: V affiliateFlag: false aggregatedOrders: negotiatedTradeFlag: false representativeInd: YE	Although Broker 1 is manually entering the order into its EMS, proprietary orders that are simultaneously entered into an OMS/EMS upon origination are always considered electronic. The <i>representativeInd</i> field must be populated with a value of 'YE' to indicate that the order is a representative order, and that explicit linkage between the customer orders and the representative order does not exist. The <i>aggregatedOrders</i> field must be blank.  All Industry Members will be required to provide representative order linkages to unlinked OMS/EMS and position fill scenarios no later than July 31, 2025 due to the expiry of the exemptive relief granted by the SEC on January 17, 2025. If the firm's systems allow for direct linkage between the customer orders and the firm's proprietary order, the Industry Member would be able to populate a <i>representativeInd</i> value of "Y" in this step without receiving a rejection in CAT.
8	Broker 1 routes the firm order to an exchange for execution	<b>Broker 1 reports an <i>Order Route event</i></b>  type: MEOR orderKeyDate: 20170801T000000 orderID: RPO555 symbol: XYZ eventTimestamp: 20170801T143031.623456 manualFlag: false senderIMID: 123:BRKA destination: EXCH1 destinationType: E routedOrderID: S120555 session: 1112 side: B	



#	Step	Reported Event	Comments
		price: 10.01 quantity: 600 orderType: LMT timeInForce: DAY=20170801 tradingSession: REG isoInd: NA	
9	The exchange receives the order from Broker 1	<i>Exchange 1 reports a <b>Participant Order Accepted event</b></i>	
10	Execution of the order occurs on the exchange	<i>Exchange 1 reports a <b>Participant Order Trade event</b></i>	
11	Broker 1 generates an independent firm order	<i>Broker 1 reports a <b>New Order event</b></i>  type: MENO orderKeyDate: 20170801T000000 orderID: RPO555 symbol: XYZ eventTimestamp: 20170801T143032.123456 manualFlag: false electronicTimestamp: deptType: A side: B price: 10.01 quantity: 900 orderType: LMT timeInForce: DAY=20170801 tradingSession: REG custDspIntrFlag: false firmDesignatedID: PROP123 accountHolderType: V affiliateFlag: false aggregatedOrders: negotiatedTradeFlag: false representativeInd: YE	Although Broker 1 is manually entering the order into its EMS, proprietary orders that are simultaneously entered into an OMS/EMS upon origination are always considered electronic. The <i>representativeInd</i> field must be populated with a value of 'YE' to indicate that the order is a representative order, and that explicit linkage between the customer orders and the representative order does not exist. The <i>aggregatedOrders</i> field must be blank.  All Industry Members will be required to provide representative order linkages to unlinked OMS/EMS and position fill scenarios no later than July 31, 2025 due to the expiry of the exemptive relief granted by the SEC on January 17, 2025. If the firm's systems allow for direct linkage between the customer orders and the firm's proprietary order, the Industry Member would be able to populate a <i>representativeInd</i> value of "Y" in this step without receiving a rejection in CAT.
12	Broker 1 routes the firm order to an exchange for execution	<i>Broker 1 reports an <b>Order Route event</b></i>  type: MEOR orderKeyDate: 20170801T000000 orderID: RPO555 symbol: XYZ eventTimestamp: 20170801T143035.623456 manualFlag: false	

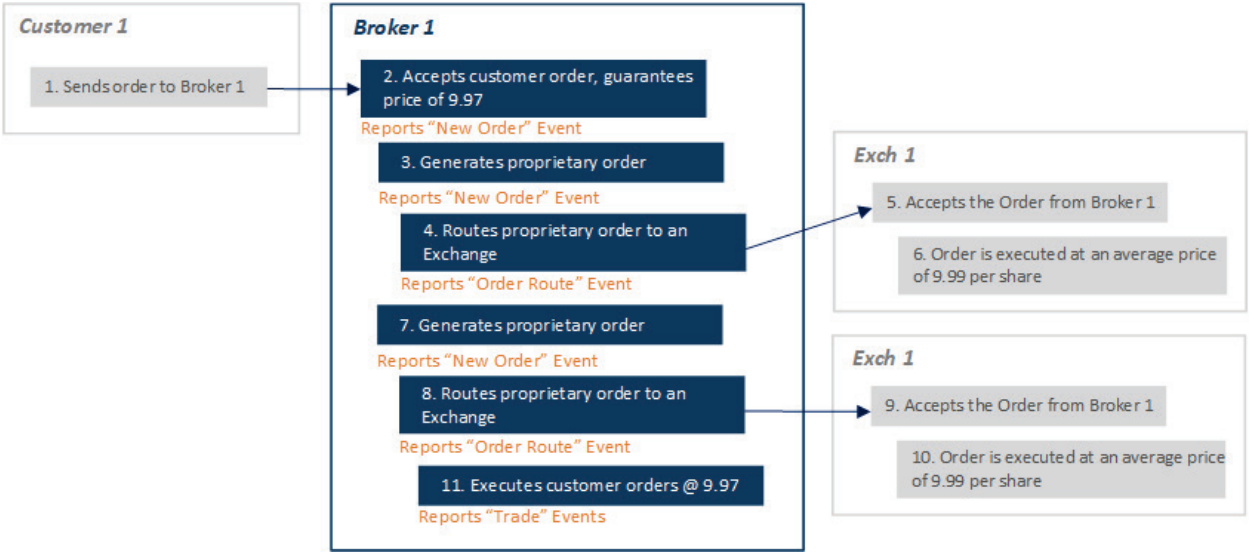
#	Step	Reported Event	Comments
		senderIMID: 123:BRKA destination: EXCH1 destinationType: E routedOrderID: S120560 session: 1112 side: B price: 10.01 quantity: 900 orderType: LMT timeInForce: DAY=20170801 tradingSession: REG isoInd: NA	
13	The exchange receives the order from Broker 1	<i>Exchange 1 reports a <b>Participant Order Accepted</b> event</i>	
14	Execution of the order occurs on the exchange	<i>Exchange 1 reports a <b>Participant Order Trade</b> event</i>	
15	Broker 1 fills each individual customer order at the weighted average cost in a Riskless Principal capacity	<i>Broker 1 reports an <b>Order Fulfillment event (1/3)</b></i>  type: MEOF fillKeyDate: 20170801T000000 fulfillmentID: FO55501 symbol: XYZ eventTimestamp: 20170801T143040.123456 manualFlag: true electronicTimestamp: 20170801T143040.123456 quantity: 500 price: 10.01 capacity: R fulfillmentLinkType: YE clientDetails: orderKeyDate: 20170801T000000 orderID: O12345 side: B firmDetails: side: SL firmDesignatedID: PROP123 accountHolderType: P	<p>Since Broker 1 is manually filling the customer orders in its OMS, the order could be considered either manual or electronic. If the fulfillment is reported as a manual event, the <i>eventTimestamp</i> and the <i>electronicTimestamp</i> fields must be populated with the same timestamp.</p> <p>The <i>fulfillmentLinkType</i> field must be populated with a value of 'YE' to indicate that the order is a representative order, and that explicit linkage between the customer orders and the representative order does not exist.</p> <p>All Industry Members will be required to provide representative order linkages to unlinked OMS/EMS and position fill scenarios no later than July 31, 2025 due to the expiry of the exemptive relief granted by the SEC on January 17, 2025. <i>firmDetails</i> are required. Broker 1 must populate the <i>firmDetails</i> with the <i>accountHolderType</i> and the FDID of the account from which the order was filled.</p>

		<p><b>Broker 1 reports an Order Fulfillment event (2/3)</b></p> <p>type: MEOF  fillKeyDate: 20170801T000000  fulfillmentID: FO55502  symbol: XYZ  eventTimestamp:  20170801T143040.323456  manualFlag: true  electronicTimestamp:  20170801T143040.323456  quantity: 700  price: 10.01  capacity: R  fulfillmentLinkType: YE  clientDetails:      orderKeyDate:      20170801T000000      orderID: O12350      side: B  firmDetails:      side: SL      firmDesignatedID: PROP123      accountHolderType: P</p> <p><b>Broker 1 reports an Order Fulfillment event (3/3)</b></p> <p>type: MEOF  fillKeyDate: 20170801T000000  fulfillmentID: FO55502  symbol: XYZ  eventTimestamp:  20170801T143040.523456  manualFlag: true  electronicTimestamp:  20170801T143040.523456  quantity: 300  price: 10.01  capacity: R  fulfillmentLinkType: YE  clientDetails:      orderKeyDate:      20170801T000000      orderID: O12355      side: B  firmDetails:</p>	
--	--	--	--

#	Step	Reported Event	Comments
		side: SL firmDesignatedID: PROP123 accountHolderType: P	

**2.3.11 Fill of a Customer Order at a Guaranteed Volume Weighted Average Price**

This scenario illustrates the CAT reporting requirements when an Industry Member fills a single customer order at a guaranteed volume weighted average price. In this scenario, the Industry Member receives a customer order to buy 10,000 shares of XYZ and the firm agrees to execute the order at an agreed upon VWAP. The Industry Member originates multiple proprietary orders in an effort to work the customer order. The Industry Member is unable to achieve the VWAP through its execution of the principal orders. Since the Industry Member was unable to obtain the price that was guaranteed to the customer, the Industry Member sells the shares to the customer from a proprietary account at the guaranteed VWAP price.



Industry Member Broker 1 is required to report:

- The receipt of the customer order (New Order event)
- The generation of each representative order (New Order events)
- The route of each representative order to an exchange (Order Route events)
- The execution of the customer order at the guaranteed VWAP price which was 9.97 (Trade event)

In this scenario, linkage between the customer order and the representative orders is not possible, as the customer order was not filled from the proprietary orders since the guaranteed price was not achieved on the exchange.

In this scenario, since the customer order is ultimately executed from a proprietary account at the guaranteed price, Broker 1 has an obligation to submit a media trade report for public dissemination purposes. Therefore, Broker 1 would be required to report a Trade event representing the outcome of the customer order as opposed to an Order Fulfillment event.

In a scenario where the Industry Member was able to achieve the VWAP through its proprietary orders and fills the customer order in a Riskless Principal capacity, the Industry Member would be required to report Order Fulfillment events with a *fulfillmentLinkType* value of 'Y'. *firmDetails* would be required, and would be populated with the *orderID* of the proprietary order from which the fill came. If the Industry Member's workflow involves a disconnected OMS/EMS or a position fill model, the Industry Member would be required to report an Order Fulfillment event with a *fulfillmentLinkType* value of 'YE'<sup>1</sup>, and *firmDetails* would be required. Broker 1 must populate the *firmDetails* with the *accountHolderType* and the FDID of the account from which the order was filled.

#	Step	Reported Event	Comments
1	Broker 1 accepts the customer order	<p><b>Broker 1 reports a <i>New Order event</i></b></p> <p>type: MENO  orderKeyDate: 20180501T000000  orderID: O12345  symbol: XYZ  eventTimestamp:  20180501T153035.634456  manualFlag: false  deptType: T  side: B  price:  quantity: 10000  orderType: MKT  timeInForce: DAY=20180501  tradingSession: REG  handlingInstructions: GP  custDsplntrFlag: false  firmDesignatedID: INS001  accountHolderType: A  affiliateFlag: false  negotiatedTradeFlag: false  representativeInd: N</p>	The <i>handlingInstructions</i> field must be populated with a value of 'GP' to indicate that the order was received with instructions to execute at a guaranteed volume-weighted average price.
2	Broker 1 originates a proprietary order	<p><b>Broker 1 reports a <i>New Order event</i></b></p> <p>type: MENO</p>	The <i>representativeInd</i> field must be populated with a value of 'YP' to indicate that this was a representative

<sup>1</sup> All Industry Members will be required to provide representative order linkages to unlinked OMS/EMS and position fill scenarios no later than July 31, 2025 due to the expiry of the exemptive relief granted by the SEC on January 17, 2025.

#	Step	Reported Event	Comments
		orderKeyDate: 20180501T000000 orderID: O34567 symbol: XYZ eventTimestamp: 20180501T153036.234456 manualFlag: false deptType: T side: B price: 9.99 quantity: 5000 orderType: LMT timeInForce: DAY=20180501 tradingSession: REG handlingInstructions: custDsplntrFlag: false <u>firmDesignatedID: PRO001</u> accountHolderType: P aggregatedOrders: affiliateFlag: false negotiatedTradeFlag: false representativeInd: YP	order, and that the original customer was guaranteed a specific price for execution.  The <i>aggregatedOrders</i> field must not be populated, as linkage between the customer order and the representative order is not possible.  All Industry Members will be required to provide representative order linkages to unlinked OMS/EMS and position fill scenarios no later than July 31, 2025 due to the expiry of the exemptive relief granted by the SEC on January 17, 2025.
3	Broker 1 routes the proprietary order to Exch 1	<i>Broker 1 reports an <b>Order Route event</b></i>  type: MEOR orderKeyDate: 20180501T000000 orderID: O34567 symbol: XYZ eventTimestamp: 20180501T153036.234556 manualFlag: false senderIMID: 123:FRMA destination: EXCH1 destinationType: E routedOrderID: AO123 session: s5 side: B price: 9.99 quantity: 5000 orderType: LMT timeInForce: DAY=20180501 tradingSession: REG isoInd: NA	
4	Exch 1 accepts the proprietary order from Broker 1	<i>Exch 1 reports a <b>Participant Order Accepted event</b></i>	

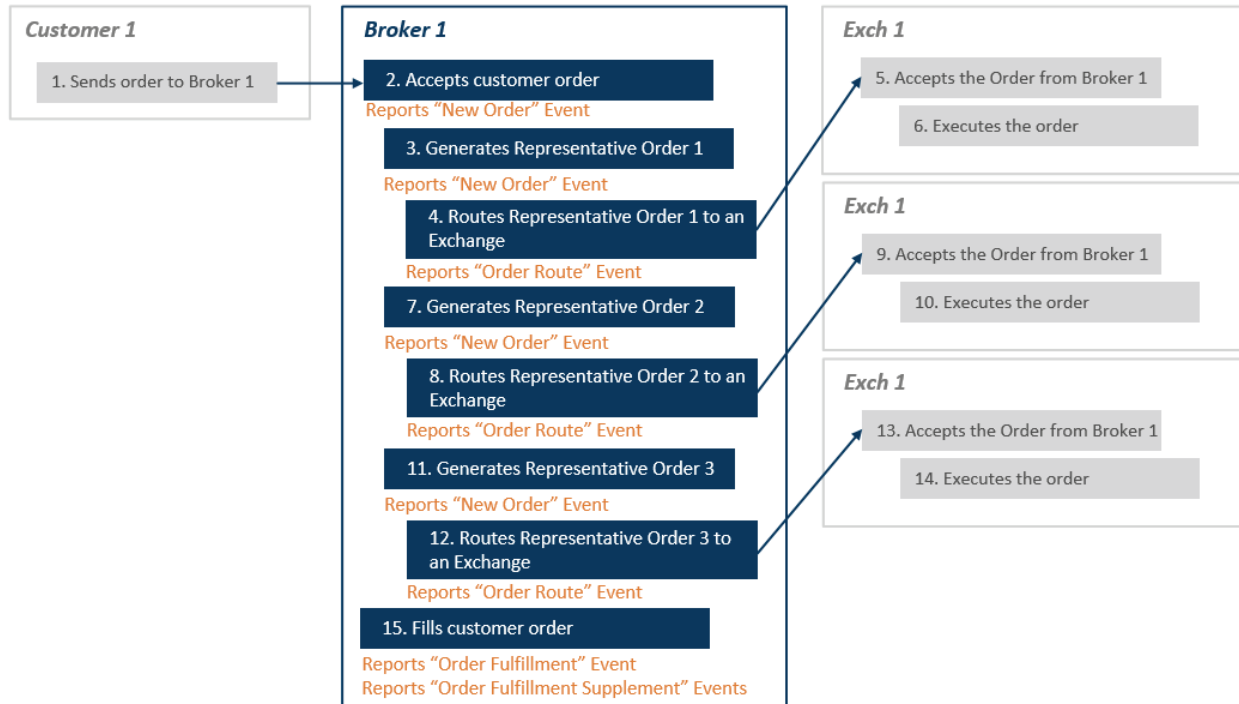
#	Step	Reported Event	Comments
5	Order is executed on the exchange at an average price of @9.99 per share	<i>Exch 1 reports Participant Order Trade events</i>	
6	Broker 1 originates a proprietary order	<p><i>Broker 1 reports a New Order event</i></p> <p>type: MENO  orderKeyDate: 20180501T000000  orderID: O98765  symbol: XYZ  eventTimestamp:  20180501T153038.234456  manualFlag: false  deptType: T  side: B  price: 9.99  quantity: 5000  orderType: LMT  timeInForce: DAY=20180501  tradingSession: REG  handlingInstructions:  custDspIntrFlag: false  accountHolderType: P  aggregatedOrders:  affiliateFlag: false  negotiatedTradeFlag: false  representativeInd: YP</p>	<p>The <i>representativeInd</i> field must be populated with a value of 'YP' to indicate that this was a representative order, and that the original customer was guaranteed a specific price for execution.</p> <p>The <i>aggregatedOrders</i> field must not be populated, as linkage between the customer order and the representative order is not possible.</p> <p>All Industry Members will be required to provide representative order linkages to unlinked OMS/EMS and position fill scenarios no later than July 31, 2025 due to the expiry of the exemptive relief granted by the SEC on January 17, 2025.</p>
7	Broker 1 routes the proprietary order to Exch 1	<p><i>Broker 1 reports an Order Route event</i></p> <p>type: MEOR  orderKeyDate: 20180501T000000  orderID: O98765  symbol: XYZ  eventTimestamp:  20180501T153038.234556  manualFlag: false  senderIMID: 123:FRMA  destination: EXCH1  destinationType: E  routedOrderID: AO456  session: s5  side: B  price: 9.99  quantity: 5000  orderType: LMT  timeInForce: DAY=20180501</p>	

#	Step	Reported Event	Comments
		tradingSession: REG isoInd: NA	
8	Exch 1 accepts the proprietary order from Broker 1	<i>Exch 1 reports a Participant Order Accepted event</i>	
9	Order is executed on the exchange at an average price of @9.99 per share	<i>Exch 1 reports Participant Order Trade events</i>	
10	Broker 1 executes the customer order from a proprietary account at the VWAP	<i>Broker 1 reports a Trade event</i>  type: MEOT tradeKeyDate: 20180501T000000 tradeID: TXYZ555 symbol: XYZ eventTimestamp: 20180501T153039.234556 manualFlag: false quantity: 10000 price: 9.97 capacity: P tapeTradeID: TRF123 marketCenterID: DN sideDetailsInd: NA buyDetails: orderKeyDate: 20180501T000000 orderID: O12345 side: B sellDetails: side: SL firmDesignatedID: PROP123 accountHolderType: P	The <i>buyDetails</i> reflect the details of customer order O12345. The <i>sellDetails</i> capture the FDID of the firm proprietary account from which the customer order was filled.  If Broker 1 filled the customer order in a Riskless Principal capacity, Broker 1 would report MEOFs instead of an MEOT with a <i>fulfillmentLinkType</i> of 'Y'. <i>firmDetails</i> would be required to be populated with the <i>orderID</i> of the proprietary order from which the fill came.  If Broker 1 filled the customer order from an existing position or using a disconnected OMS/EMS, the <i>fulfillmentLinkType</i> field would be populated with a value of 'YE' and <i>firmDetails</i> would be required. Broker 1 must populate the <i>firmDetails</i> with the <i>accountHolderType</i> and the FDID of the account from which the order was filled.

**2.3.12 Fill of a Single Customer Order from Multiple Representative Orders**

This scenario illustrates the CAT reporting requirements when an Industry Member fills a customer order on from multiple representative orders. In this example, Industry Member Broker 1 generates three representative orders to facilitate the execution of a customer order, and routes each representative order to an exchange for execution. The representative orders are executed throughout the day, and the Industry Member fills the customer at an average price of the three representative orders.





Industry Member Broker 1 is required to report:

- The receipt of the customer order (New Order event)
- The generation of each representative order (New Order events)
- The route of each representative order to the exchange (Order Route events)
- The fill of the customer order from each representative order (Order Fulfillment event with three Order Fulfillment Supplement events)

Explicit linkage between the customer order and each representative order is required in the *aggregatedOrders* field on the representative MENO. On the Order Fulfillment event, since the customer order was filled from more than one representative order, the *fulfillmentLinkType* must be populated with a value of 'YS'. The *firmDetails* in the Order Fulfillment event must be blank, but the *firmDetails* for each representative order that was used to fill the customer order must be provided in a separate Order Fulfillment Supplement event.

#	Step	Reported Event	Comments
1	The customer sends an order to Broker 1	N/A	
2	Broker 1 accepts the customer order	<b>Broker 1 reports a New Order event</b>  type: MENO orderKeyDate: 20170801T000000 orderID: O12345	

#	Step	Reported Event	Comments
		symbol: XYZ eventTimestamp: 20170801T143030.123456 manualFlag: false deptType: T side: B price: 10.00 quantity: 10000 orderType: LMT timeInForce: DAY=20170801 tradingSession: REG custDsplntrFlag: false firmDesignatedID: C12345 accountHolderType: A affiliateFlag: false negotiatedTradeFlag: false representativeInd: N	
3	Broker 1 generates Rep Order 1	<i>Broker 1 reports a <b>New Order event</b></i>  type: MENO orderKeyDate: 20170801T000000 orderID: RO3456 symbol: XYZ eventTimestamp: 20170801T143131.623456 manualFlag: false deptType: T side: B price: 10.00 quantity: 5000 orderType: LMT timeInForce: DAY=20170801 tradingSession: REG custDsplntrFlag: false firmDesignatedID: C0005 accountHolderType: P affiliateFlag: false aggregatedOrders: O12345@20170801T000000@5000@ negotiatedTradeFlag: false representativeInd: Y	The <i>representativeInd</i> field must be populated with a value of 'Y' to indicate that the order is a representative order, and that explicit linkage is required.  The <i>aggregatedOrders</i> field must be populated.
4	Broker 1 routes Rep Order 1 to an exchange	<i>Broker 1 reports an <b>Order Route event</b></i>  type: MEOR orderKeyDate: 20170801T000000	

#	Step	Reported Event	Comments
		orderID: RO3456 symbol: XYZ eventTimestamp: 20170801T143131.523456 manualFlag: false senderIMID: 123:BRK1 destination: Exch1 destinationType: E routedOrderID: S9O12350 session: 1109 side: B price: 10.00 quantity: 5000 orderType: LMT timeInForce: DAY=20170801 tradingSession: REG affiliateFlag: false isoInd: NA	
5	Exchange 1 accepts Rep Order 1	<i>Exchange 1 reports a Participant <b>Order Accepted</b> event</i>	
6	Exchange 1 matches and crosses the order	<i>Exchange 1 reports a Participant <b>Order Trade</b> events</i>	
7	Broker 1 generates Rep Order 2	<i>Broker 1 reports a <b>New Order</b> event</i>  type: MENO orderKeyDate: 20170801T000000 orderID: RO5678 symbol: XYZ eventTimestamp: 20170801T143830.123456 manualFlag: false deptType: T side: B price: 10.00 quantity: 3000 orderType: LMT timeInForce: DAY=20170801 tradingSession: REG custDsplntrFlag: false firmDesignatedID: C0005 accountHolderType: P affiliateFlag: false aggregatedOrders: O12345@20170801T000000@3000@ negotiatedTradeFlag: false representativeInd: Y	The <i>representativeInd</i> field must be populated with a value of 'Y' to indicate that the order is a representative order, and that explicit linkage is required.  The <i>aggregatedOrders</i> field must be populated.

#	Step	Reported Event	Comments
8	Broker 1 routes Rep Order 2 to an exchange	<p><i>Broker 1 reports an <b>Order Route event</b></i></p> <p>type: MEOR  orderKeyDate: 20170801T000000  orderID: RO5678  symbol: XYZ  eventTimestamp: 20170801T143830.623456  manualFlag: false  senderIMID: 123:BRK1  destination: Exch1  destinationType: E  routedOrderID: S9O12355  session: 1109  side: B  price: 10.00  quantity: 3000  orderType: LMT  timeInForce: DAY=20170801  tradingSession: REG  affiliateFlag: false  isolnd: NA</p>	
9	Exchange 1 accepts Rep Order 2	<p><i>Exchange 1 reports a Participant <b>Order Accepted event</b></i></p>	
10	Exchange 1 matches and crosses the order	<p><i>Exchange 1 reports a Participant <b>Order Trade events</b></i></p>	
11	Broker 1 generates Rep Order 3	<p><i>Broker 1 reports a <b>New Order event</b></i></p> <p>type: MENO  orderKeyDate: 20170801T000000  orderID: RO6789  symbol: XYZ  eventTimestamp: 20170801T144340.123456  manualFlag: false  deptType: T  side: B  price: 10.00  quantity: 2000  orderType: LMT  timeInForce: DAY=20170801  tradingSession: REG  custDsplntrFlag: false  firmDesignatedID: C0005  accountHolderType: P</p>	<p>The <i>representativeInd</i> field must be populated with a value of 'Y' to indicate that the order is a representative order, and that explicit linkage is required.</p> <p>The <i>aggregatedOrders</i> field must be populated.</p>

#	Step	Reported Event	Comments
		affiliateFlag: false aggregatedOrders: O12345@20170801T000000@2000@ negotiatedTradeFlag: false representativeInd: Y	
12	Broker 1 routes Rep Order 3 to an exchange	<b>Broker 1 reports an <i>Order Route event</i></b>  type: MEOR orderKeyDate: 20170801T000000 orderID: RO6789 symbol: XYZ eventTimestamp: 20170801T144340.623456 manualFlag: false senderIMID: 123:BRK1 destination: Exch1 destinationType: E routedOrderID: S9O12360 session: 1109 side: B price: 10.00 quantity: 2000 orderType: LMT timeInForce: DAY=20170801 tradingSession: REG affiliateFlag: false isoInd: NA	
13	Exchange 1 accepts Rep Order 2	<b>Exchange 1 reports a Participant <i>Order Accepted event</i></b>	
14	Exchange 1 matches and crosses the order	<b>Exchange 1 reports a Participant <i>Order Trade events</i></b>	
15	Broker 1 fills the customer order at an average price of the three representative orders	<b>Broker 1 reports an <i>Order Fulfillment event</i></b>  type: MEOF fillKeyDate: 20170801T000000 fulfillmentID: FO12350 symbol: XYZ eventTimestamp: 20170801T145030.623456 manualFlag: false fulfillmentLinkType: YS quantity: 10000 price: 10.00 capacity: R	The <i>fulfillmentLinkType</i> field must be populated with a value of 'YS' to indicate that the <i>firmDetails</i> will be provided in supplement events.  One MEOFS event must be reported for each representative order that was used to fill the customer order.

#	Step	Reported Event	Comments
		<p>clientDetails:  orderKeyDate: 20170801T000000  orderID: O12345  side: B  firmDetails:</p> <p><b>Broker 1 reports an Order Fulfillment Supplement event (1/3)</b></p> <p>type: MEOFS  fillKeyDate: 20170801T000000  fulfillmentID: FO12350  symbol: XYZ  eventTimestamp:  20170801T145030.623456  firmDetails:  orderKeyDate: 20170801T000000  orderID: RO3456  side: SL  quantity: 5000</p> <p><b>Broker 1 reports an Order Fulfillment Supplement event (2/3)</b></p> <p>type: MEOFS  fillKeyDate: 20170801T000000  fulfillmentID: FO12350  symbol: XYZ  eventTimestamp:  20170801T145030.623456  firmDetails:  orderKeyDate: 20170801T000000  orderID: RO5678  side: SL  quantity: 3000</p> <p><b>Broker 1 reports an Order Fulfillment Supplement event (3/3)</b></p> <p>type: MEOFS  fillKeyDate: 20170801T000000  fulfillmentID: FO12350  symbol: XYZ  eventTimestamp:  20170801T145030.623456  firmDetails:  orderKeyDate: 20170801T000000  orderID: RO6789  side: SL</p>	

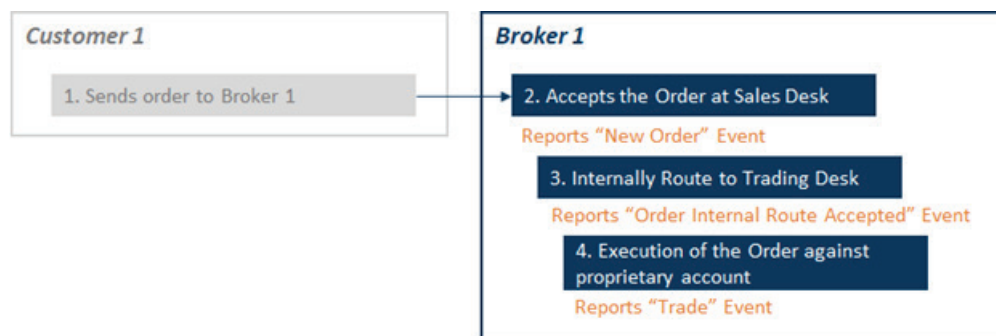
#	Step	Reported Event	Comments
		quantity: 2000	

## 2.4 Internal Route Scenarios

This section illustrates the CAT reporting requirements when an order is passed to a different department or desk within a *CATReporterIMID*. Refer to Section 4.5 of the [CAT Reporting Technical Specifications for Industry Members](#) for additional information.

### 2.4.1 Customer Order Internally Routed to another Desk and Subsequently Executed Against a Firm Proprietary Account

This scenario illustrates the CAT reporting requirements when an Industry Member internally routes a customer order from the Sales Desk to the Trading Desk, and the order is subsequently executed against a firm proprietary account. The Sales Desk and Trading Desk are separated by information barriers.



Industry Member Broker 1 is required to report:

- The receipt of the customer order (New Order event)
- The internal route from the Sales Desk to the Trading Desk (Order Internal Route Accepted event)
- The principal execution (Trade event)

#	Step	Reported Event	Comments
1	Customer sends an order to Broker 1	NA	
2	Broker 1 accepts the customer order	<i>Broker 1 (IMID = BRKA) reports a <b>New Order event</b></i>  type: MENO orderKeyDate: 20170801T000000 orderID: O12345 symbol: XYZ	

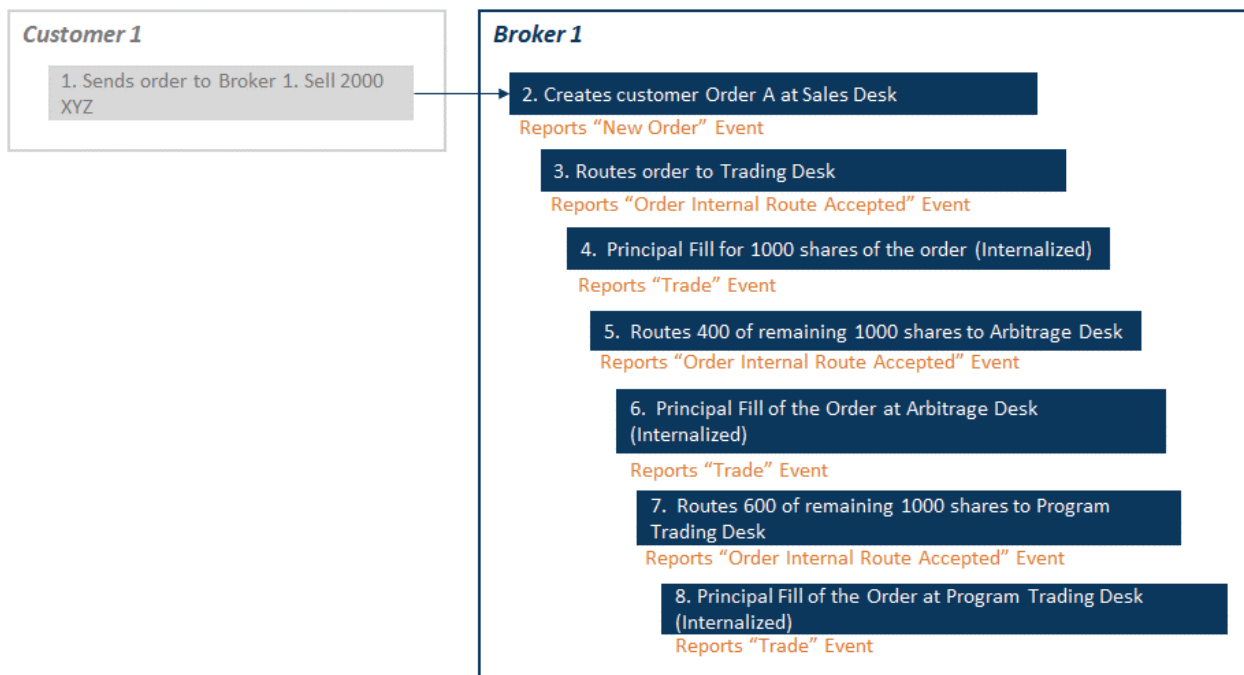
#	Step	Reported Event	Comments
		eventTimestamp: 20170801T143030.123456 manualFlag: false deptType: O side: B price: 10.01 quantity: 500 orderType: LMT timeInForce: DAY=20170801 tradingSession: REG custDsplntrFlag: false firmDesignatedID: C123 accountHolderType: A affiliateFlag: false infoBarrierID: AB12 negotiatedTradeFlag: false representativeInd: N	
3	Broker 1 internally routes the order from the Sales Desk to the Trading Desk	<i>Broker 1 reports an <b>Order Internal Route Accepted event</b></i>  type: MEIR orderKeyDate: 20170801T000000 orderID: O999 symbol: XYZ parentOrderKeyDate: 20170801T000000 parentOrderID: O12345 eventTimestamp: 20170801T143031.123456 manualFlag: false deptType: T receivingDeskType: T infoBarrierID: CD34 side: B price: 10.01 quantity: 500 orderType: LMT timeInForce: DAY=20170801 tradingSession: REG deskOrderID:	In this example, the Trading Desk, assigns a new Order Key upon receipt of the internal route with <i>orderID</i> O999.  The Parent Order Key with <i>orderID</i> O12345 must be populated in the <i>parentOrderID</i> field. The Parent Order Key links the Order Internal Route Accepted event with the New Order event.
4	The Trading Desk fills the customer on a Principal basis	<i>Broker 1 reports a <b>Trade event</b></i>  type: MEOT tradeKeyDate: 20170801T000000 tradeID: TO999 symbol: XYZ	For this Trade event, the <i>buyDetails</i> reflect the details of customer order O999. The <i>sellDetails</i> capture the FDID of the firm proprietary account from which the customer order was filled.



#	Step	Reported Event	Comments
		eventTimestamp: 20170801T143035.123456 manualFlag: false cancelFlag: false cancelTimestamp: quantity: 500 price: 10.01 capacity: P tapeTradeID: TRF9090 marketCenterID: DN sideDetailsInd: NA buyDetails: orderKeyDate: 20170801T000000 orderID: O999 side: B sellDetails: side: SL firmDesignatedID: P123 accountHolderType: P	

**2.4.2 Customer Order Internally Routed to Multiple Desks and Subsequently Executed**

This scenario illustrates the CAT reporting requirements when an Industry Member internally routes a customer order from the Sales Desk to multiple desks within the Industry Member. Each destination desk subsequently fills the order against a firm proprietary account.



Industry Member Broker 1 is required to report the following for each desk:

- At the Sales Desk
  - ♦ The receipt of the customer order (New Order event)
- At the Trading Desk
  - ♦ The receipt of the internal route from the Sales Desk (Order Internal Route Accepted event)
  - ♦ The principal execution (Trade event)
- At the Arbitrage Desk
  - ♦ The receipt of the internal route from the Sales Desk (Order Internal Route Accepted event)
  - ♦ The principal execution (Trade event)
- At the Program Trading Desk
  - ♦ The receipt of the internal route from the Sales Desk (Order Internal Route Accepted event)
  - ♦ The principal execution (Trade event)

#	Step	Reported Event	Comments
1	Customer sends a Sell order to Broker 1	NA	
2	Broker 1 accepts the customer order at the Sales Desk	<p><i>Broker 1 reports a <b>New Order event</b></i></p> <p>type: MENO            orderKeyDate: 20170801T000000            orderID: O11111            symbol: XYZ</p>	

#	Step	Reported Event	Comments
		eventTimestamp: 20170801T143030.123456 manualFlag: false deptType: O side: SL price: 10.02 quantity: 2000 orderType: LMT timeInForce: DAY=20170801 tradingSession: REG custDspIntrFlag: false firmDesignatedID: C5678 accountHolderType: A affiliateFlag: false negotiatedTradeFlag: false representativeInd: N	
3	Broker 1 internally routes the order from the Sales Desk to the Trading Desk	<i>Broker 1 reports an <b>Order Internal Route Accepted event</b></i>  type: MEIR orderKeyDate: 20170801T000000 orderID: O9996 symbol: XYZ parentOrderKeyDate: 20170801T000000 parentOrderID: O11111 eventTimestamp: 20170801T143031.123456 manualFlag: false deptType: T receivingDeskType: T side: SL price: 10.02 quantity: 2000 orderType: LMT timeInForce: DAY=20170801 tradingSession: REG deskOrderID:	In this example, The Trading Desk assigns a new Order Key upon receipt of the internal route with <i>orderID</i> O9996. Therefore, the <i>deskOrderID</i> is not required.  The Parent Order Key with <i>orderID</i> O11111 must be populated in the <i>parentOrderID</i> field. The Parent Order Key links the Order Internal Route Accepted event with the New Order event.
4	The Trading Desk partially fills order O9996 on a Principal basis	<i>Broker 1 reports a <b>Trade event</b></i>  type: MEOT tradeKeyDate: 20170801T000000 tradeID: TO9996 symbol: XYZ eventTimestamp: 20170801T143035.123456	For this Trade event, the <i>sellDetails</i> reflect the details of customer order O9996. The <i>buyDetails</i> capture the FDID of the firm proprietary account from which the customer order was filled.

#	Step	Reported Event	Comments
		manualFlag: false cancelFlag: false cancelTimestamp: quantity: 1000 price: 10.02 capacity: P tapeTradeID: T9996 marketCenterID: DN sideDetailsInd: NA buyDetails: side: B firmDesignatedID: PROP246 accountHolderType: P sellDetails: orderKeyDate: 20170801T000000 orderID: O9996 side: SL	
5	Broker 1 internally routes 400 of the remaining 1000 shares from the Sales Desk to the arbitrage desk	<b>Broker 1 reports an <i>Order Internal Route Accepted</i> event</b>  type: MEIR orderKeyDate: 20170801T000000 orderID: O9997 symbol: XYZ parentOrderKeyDate: 20170801T000000 parentOrderID: O11111 eventTimestamp: 20170801T143036.123456 manualFlag: false deptType: T receivingDeskType: AR side: SL price: 10.02 quantity: 400 orderType: LMT timeInForce: DAY=20170801 tradingSession: REGdeskOrderID:	In this example, the arbitrage desk assigns a new Order Key upon receipt of the internal route with <i>orderID</i> O9997. Therefore, the <i>deskOrderID</i> is not required.  The Parent Order Key with <i>orderID</i> O11111 must be populated in the <i>parentOrderID</i> field. The Parent Order Key links the Order Internal Route Accepted event with the parent New Order event.
6	The arbitrage desk fills order O9997 on a Principal basis.	<b>Broker 1 reports a <i>Trade</i> event</b>  type: MEOT tradeKeyDate: 20170801T000000 tradeID: TO9997 symbol: XYZ	For this Trade event, the <i>sellDetails</i> reflect the details of customer order O9997. The <i>buyDetails</i> capture the FDID of the firm proprietary account from which the customer order was filled.

#	Step	Reported Event	Comments
		eventTimestamp: 20170801T143037.122234 cancelFlag: false cancelTimestamp: manualFlag: false quantity: 400 price: 10.02 capacity: P tapeTradeID: T9997 marketCenterID: DN sideDetailsInd: NA buyDetails: side: B firmDesignatedID: PROP321 accountHolderType: P sellDetails: orderKeyDate: 20170801T000000 orderID: O9997 side: SL	
7	Broker 1 internally routes the 600 remaining shares from the Sales Desk to the Program Trading Desk	<b>Broker 1 reports an <i>Order Internal Route Accepted</i> event</b>  type: MEIR orderKeyDate: 20170801T000000 orderID: O1118 symbol: XYZ parentOrderKeyDate: 20170801T000000 parentOrderID: O11111 eventTimestamp: 20170801T143038.123456 manualFlag: false deptType: T receivingDeskType: PT side: SL price: 10.02 quantity: 600 orderType: LMT timeInForce: DAY=20170801 tradingSession: REG deskOrderID:	In this example, the Program Trading Desk assigns a new Order Key upon receipt of the internal route with <i>orderID</i> O1118. Therefore, the <i>deskOrderID</i> is not required.  The Parent Order Key with <i>orderID</i> O11111 must be populated in the <i>parentOrderID</i> field. The Parent Order Key links the Order Internal Route Accepted event with the parent New Order event.
8	The Program Trading Desk fills order O1118 on a Principal basis	<b>Broker 1 reports a <i>Trade</i> event</b>  type: MEOT tradeKeyDate: 20170801T000000	For this Trade event, the <i>sellDetails</i> reflect the details of customer order O1118. The <i>buyDetails</i> capture the FDID of the firm proprietary account from which the customer order was

#	Step	Reported Event	Comments
		tradeID: TO99981 symbol: XYZ eventTimestamp: 20170801T143038.125566 manualFlag: false cancelFlag: false cancelTimestamp: quantity: 600 price: 10.02 capacity: P tapeTradeID: T9998 marketCenterID: DN sideDetailsInd: NA buyDetails: side: B firmDesignatedID: PROP555 accountHolderType: P sellDetails: orderKeyDate: 20170801T000000 orderID: O1118 side: SL	filled.

**2.4.3 Internal Route and Execution, Leaves Quantity Routed Externally**

This scenario illustrates the CAT reporting requirements when an Industry Member internally routes an order to another desk where it is partially executed. The remainder of the order is routed to another Industry Member for execution.



Industry Member Broker 1 is required to report:

- The receipt of the customer order (New Order event)
- The receipt of the internal route from the Sales Desk (Order Internal Route Accepted event)
- The partial execution of the customer order (Trade event)

- The route of the remaining shares to Broker 2 (Order Route event)

Industry Member Broker 2 is required to report:

- Receipt of the order from Broker 1 (Order Accepted event)
- The execution of Broker 1's order (Trade event)

#	Step	Reported Event	Comments
1	Customer sends a Buy order to Broker 1	NA	
2	Broker 1 accepts the customer order at the Sales Desk	<p><b>Broker 1 reports a <i>New Order event</i></b></p> <p>type: MENO  orderKeyDate: 20170801T000000  orderID: O34567  symbol: XYZ  eventTimestamp:  20170801T143030.123456  manualFlag: false  deptType: O  side: B  price: 10.01  quantity: 5000  orderType: LMT  timeInForce: DAY=20170801  tradingSession: REG  custDsplntrFlag: false  firmDesignatedID: C0001  accountHolderType: A  affiliateFlag: false  negotiatedTradeFlag: false  representativeInd: N</p>	
3	Broker 1 internally routes the order from the Sales Desk to the Trading Desk	<p><b>Broker 1 reports an <i>Order Internal Route Accepted event</i></b></p> <p>type: MEIR  orderKeyDate: 20170801T000000  orderID: T12333  symbol: XYZ  parentOrderKeyDate:  20170801T000000  parentOrderID: O34567  eventTimestamp:  20170801T143031.123456  manualFlag: false  deptType: T  receivingDeskType: T</p>	<p>In this example, the Trading Desk assigns a new Order Key upon receipt of the internal route with <i>orderID</i> T12333. Therefore, the <i>deskOrderID</i> is not required. The new order ID will be used to refer to the order in the subsequent trade event.</p> <p>The order ID from the New Order event, O34567, must be populated in the <i>parentOrderID</i> field. The <i>parentOrderID</i> links the Order Internal Route Accepted event with the New Order event.</p>

#	Step	Reported Event	Comments
		side: B price: 10.01 quantity: 5000 orderType: LMT timeInForce: DAY=20170801 tradingSession: REG deskOrderID:	
4	The Trading Desk partially executes the order on a principal basis	<b>Broker 1 reports a Trade event</b>  type: MEOT tradeKeyDate: 20170801T000000 tradeID: TO9123 symbol: XYZ eventTimestamp: 20170801T143032.123456 manualFlag: false cancelFlag: false cancelTimestamp: quantity: 4000 price: 10.01 capacity: P tapeTradeID: TRF1234 marketCenterID: DN sideDetailsInd: NA buyDetails: orderKeyDate: 20170801T000000 orderID: T12333 side: B sellDetails: side: SL firmDesignatedID: PROP123 accountHolderType: P	For this Trade event, the <i>buyDetails</i> reflect the details of customer order T12333. The <i>sellDetails</i> capture the FDID of the firm proprietary account from which the customer order was filled.
5	Broker 1 routes the leaves quantity to Broker 2	Broker 1 reports an <b>Order Route event</b>  type: MEOR orderKeyDate: 20170801T000000 orderID: T12333 symbol: XYZ eventTimestamp: 20170801T143033.123456 manualFlag: false senderIMID: 123:BRKA destination: 456:FIRMB destinationType: F	

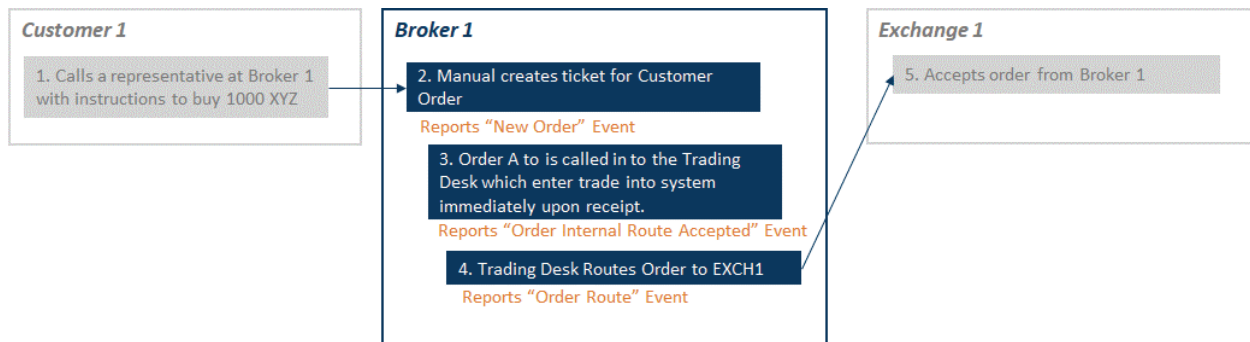


#	Step	Reported Event	Comments
		routedOrderID: FA12333 side: B price: 10.01 quantity: 1000 orderType: LMT timeInForce: DAY=20170801 tradingSession: REG affiliateFlag: false isoInd: NA	
6	Broker 2 accepts the order from Broker 1	<i>Broker 2 reports an <b>Order Accepted event</b></i>  type: MEOA orderKeyDate: 20170801T000000 orderID: B12345 symbol: XYZ eventTimestamp: 20170801T143033.523456 manualFlag: false receiverIMID: 456:FIRMB senderIMID: 123:BRKA senderType: F routedOrderID: FA12333 affiliateFlag: false deptType: T side: B price: 10.01 quantity: 1000 orderType: LMT timeInForce: DAY=20170801 tradingSession: REG isoInd: NA custDsplntrFlag: false	
7	Broker 2 matches and executes Broker 1's buy order B12345 against sell order C45678	<i>Broker 2 reports a <b>Trade event</b></i>  type: MEOT tradeKeyDate: 20170801T000000 tradeID: TXYZ001 symbol: XYZ eventTimestamp: 20170801T143034.253456 manualFlag: false cancelFlag: false cancelTimestamp: quantity: 1000 price: 10.01	

#	Step	Reported Event	Comments
		capacity: A tapeTradeID: TRF123 marketCenterID: DN sideDetailsInd: NA buyDetails: orderKeyDate: 20170801T000000 orderID: B12345 side: B sellDetails: orderKeyDate: 20170801T000000 orderID: C45678 side: SL	

#### 2.4.4 Order Received and Routed Manually, Electronically Captured at Subsequent Desk

This scenario illustrates the CAT reporting requirements when an order is received manually at a branch, then manually routed to the Trading Desk. Upon receipt, the Trading Desk immediately enters the order into an electronic order management system for further handling.



Industry Member Broker 1 is required to report:

- The manual receipt of the customer order (New Order event)
- The manual receipt and subsequent electronic entry of the internal route from the branch (Order Internal Route Accepted event)
- The electronic route of the order to the exchange (Order Route event)

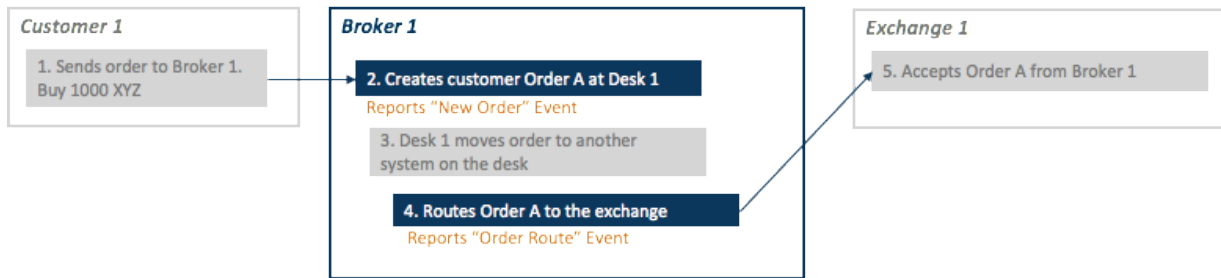
Industry Members are required to report both an *eventTimestamp* and an *electronicTimestamp* for orders that are received manually and subsequently entered into an electronic system. If the order was received and systematized simultaneously, the values for the *eventTimestamp* and the *electronicTimestamp* must be the same. If the order is not systematized, an *electronicTimestamp* is not required. Refer to [CAT FAQ G4](#) for additional information.

#	Step	Reported Event	Comments
1	Customer calls an order to Broker 1	NA	
2	The branch receives the customer order and manually creates an order ticket	<p><b>Broker 1 reports a <i>New Order event</i></b></p> <p>type: MENO  orderKeyDate: 20180417T000000  orderID: O24680  symbol: XYZ  eventTimestamp: 20180417T153015.00  manualFlag: true  electronicTimestamp:  deptType: O  side: B  price: 10.00  quantity: 1000  orderType: LMT  timeInForce: DAY=20180417  tradingSession: REG  custDsplntrFlag: false  firmDesignatedID: FDID00234  accountHolderType: A  affiliateFlag: false  negotiatedTradeFlag: false  representativeInd: N</p>	<p>The <i>eventTimestamp</i> on the New Order event must capture the time at which the customer called Broker 1 in step 1 (with granularity to at least seconds).</p> <p><i>electronicTimestamp</i> is not required, since the order was never systematized by Broker 1 at the branch.</p>
3	The branch calls the order into the Trading Desk, which enters the order into an electronic system immediately upon receipt	<p><b>Broker 1 reports an <i>Order Internal Route Accepted event</i></b></p> <p>type: MEIR  orderKeyDate: 20180417T000000  orderID: O24680  symbol: XYZ  eventTimestamp: 20180417T153016.112345  manualFlag: true  electronicTimestamp: 20180417T153016.112345  deptType: T  receivingDeskType: T</p>	<p>In this example, the Trading Desk routes the full order and does not assign a new <i>orderID</i> to the Order Internal Route Accepted event. Therefore, the <i>deskOrderID</i> is not required.</p> <p>Since the Trading Desk received the order manually and subsequently entered the order into an electronic system, the Trading Desk is required to report both an <i>eventTimestamp</i> and an <i>electronicTimestamp</i>.</p>

#	Step	Reported Event	Comments
		side: B price: 10.00 quantity: 1000 orderType: LMT timeInForce: DAY=20180417 tradingSession: REG deskOrderID:	However, since the Trading Desk simultaneously received and entered the order, the <i>eventTimestamp</i> and <i>electronicTimestamp</i> must reflect the same value.
4	The order is routed to EXCH1	<i>Broker 1 reports an <b>Order Route event</b></i>  type: MEOR orderKeyDate: 20180417T000000 orderID: O24680 symbol: XYZ eventTimestamp: 20180417T153016.112545 manualFlag: false senderIMID: 123:BRKR1 destination: EXCH1 destinationType: E routedOrderID: RTO24680 session: s18 side: B price: 10.00 quantity: 1000 orderType: LMT timeInForce: DAY=20180417 tradingSession: REG affiliateFlag: false isoInd: NA	
5	EXCH1 accepts the order from Broker 1	<i>EXCH1 reports a <b>Participant Order Accepted event</b></i>	

**2.4.5 Industry Member Utilizes Multiple Systems at One Desk**

This scenario illustrates the CAT reporting requirements when an Industry Member has multiple trading systems utilized at a single desk. In this scenario, the desk transfers the order into another internal application used within the desk in order to route the order to an exchange. Since the desk handling the order does not change, the Industry Member is not required to report movement of an order between two systems within the same desk or department.



Industry Member Broker 1 is required to report:

- The receipt of the customer order (New Order event)
- The route of the customer order to the exchange (Order Route event)

#	Step	Reported Event	Comments
1	Customer sends the order to Broker 1	NA	
2	Broker 1 accepts the customer order at Desk 1	<p><i>Broker 1 reports a <b>New Order event</b></i></p> <p>type: MENO  orderKeyDate: 20180417T000000  orderID: O23456  symbol: XYZ  eventTimestamp: 20180417T153035.234456  manualFlag: false  deptType: A  side: B  price: 10.00  quantity: 1000  orderType: LMT  timeInForce: DAY=20180417  tradingSession: REG  custDspIntrFlag: false  firmDesignatedID: CUST876  accountHolderType: A  affiliateFlag: false  negotiatedTradeFlag: false  representativeInd: N</p>	
3	Desk 1 transmits the order to a different internal system	NA	
4	Desk 1 routes the order to the exchange	<p><i>Broker 1 reports an <b>Order Route event</b></i></p> <p>type: MEOR  orderKeyDate: 20180417T000000</p>	

#	Step	Reported Event	Comments
		orderID: O23456 symbol: XYZ eventTimestamp: 20180417T153035.334456 manualFlag: false senderIMID: 123:FRMA destination: EXCH1 destinationType: E routedOrderID: RT23456 session: s2 side: B price: 10.00 quantity: 1000 orderType: LMT timeInForce: DAY=20180417 tradingSession: REG affiliateFlag: false isoInd: NA	
5	Exchange 1 accepts order from Broker 1	NA	

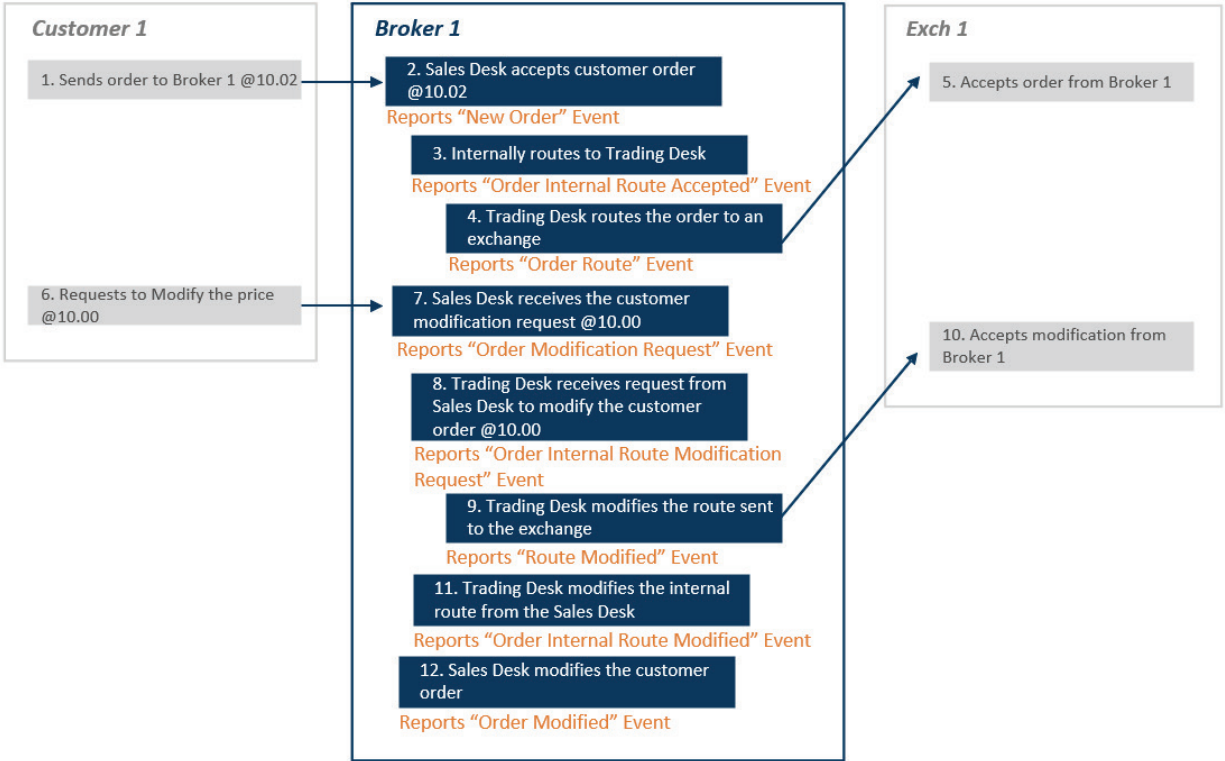
**2.4.6 Order Internally Routed to another Desk and Subsequently Modified by a Customer**

This scenario illustrates the CAT reporting requirements when an Industry Member internally routes a customer order from the Sales Desk to the Trading Desk, and the order is subsequently modified by the customer. In this scenario, the Sales Desk receives an order from a customer and routes the order to the Trading Desk, where the order is further routed to an exchange for execution. The customer subsequently sends an instruction to modify the price of the order. The Sales Desk modifies the customer order per the customer instruction, cancels the existing internal route to the Trading Desk, and sends a new internal route to the Trading Desk. The Trading Desk receives the new internal route from the Sales Desk, and further routes the modification to the exchange.

The reporting of this scenario depends on whether the Sales Desk modifies the parent order or cancels the internal route as described in the two options below.

Option 1:

In Option 1, the Sales Desk modifies the internal route that was sent to the Trading Desk.



Industry Member Broker 1 is required to report the following for each desk:

- At the Sales Desk
  - ♦ The receipt of the customer order (New Order event)
  - ♦ The receipt of the customer modification request (Order Modification Request event)
  - ♦ The confirmation of the customer Modification (Order Modified event)
- At the Trading Desk
  - ♦ The receipt of the internal route from the Sales Desk (Order Internal Route Accepted event)
  - ♦ The route of the order to the exchange (Order Route event)
  - ♦ The receipt of the modification request from the Sales Desk (Order Internal Route Modification Request event)
  - ♦ The modification of the route to the exchange (Route Modified event)
  - ♦ The confirmation of the internal route modification at the Trading Desk (Order Internal Route Modified event)

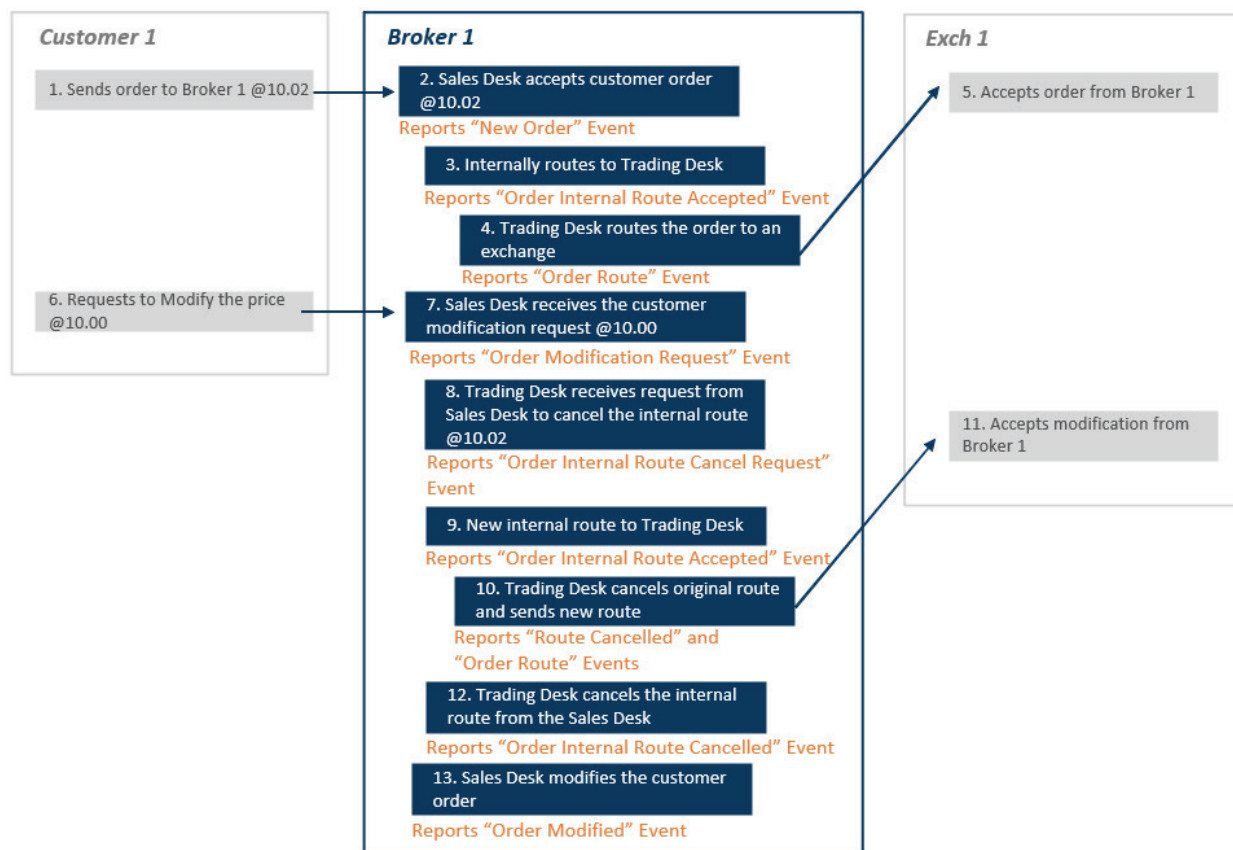
In its Order Modified event, the Sales Desk is required to capture the time the order was modified (e.g., the time that the order was confirmed to be modified in the firm's OMS/EMS). Depending on the firm's order flow, this may be the same time the request is received, or this may be the time acknowledgement is received from the Trading Desk. In its Order Internal Route Modified event, the Trading Desk is required to capture the time the internal route was modified (e.g., the time that the order was confirmed to

be modified in the firm's OMS/EMS). Depending on the firm's order flow, this may be the same time the request is received, or this may be the time acknowledgement is received from the exchange. In this example, the *eventTimestamp* on the modification events represents the time that acknowledgement was received.

The Sales Desk is also required to capture the time that the request was received from the customer in the *requestTimestamp* field in the Order Modified event, or in a separate Order Modification Request event. The Trading Desk is also required to capture the time that the request was received from the Sales Desk in the *requestTimestamp* field in the Order Internal Route Modified event, or in a separate Order Internal Route Modification Request event. In this example, the request time is captured using separate request events at each desk.

Option 2:

In Option 2, the Sales Desk sends a new internal route to the Trading Desk.



Industry Member Broker 1 is required to report the following for each desk:

- At the Sales Desk
  - ♦ The receipt of the customer order (New Order event)



- ♦ The receipt of the customer modification request (Order Modification Request event)
- ♦ The confirmation of the customer modification (Order Modified event)
- At the Trading Desk
  - ♦ The receipt of the first internal route from the Sales Desk (Order Internal Route Accepted event)
  - ♦ The route of the order to the exchange (Order Route event)
  - ♦ The request to cancel the first internal route from the Sales Desk (Order Internal Route Cancel Request event)
  - ♦ The cancellation of the original route to the exchange (Route Cancelled event)
  - ♦ The new route to the exchange (Order Route event)
  - ♦ The receipt of the second internal route from the Sales Desk (Order Internal Route Accepted event)
  - ♦ The confirmation of the cancellation of the first internal route from the Sales Desk (Order Internal Route Cancelled event)

In its Order Modified event, the Sales Desk is required to capture the time the order was modified (e.g., the time that the order was confirmed to be modified in the firm's OMS/EMS). Depending on the firm's order flow, this may be the same time the request is received, or this may be the time acknowledgement is received from the Trading Desk. In its Order Internal Route Cancelled event, the Trading Desk is required to capture the time the internal route was modified (e.g., the time that the order was confirmed to be modified in the firm's OMS/EMS). Depending on the firm's order flow, this may be the same time the request is received, or this may be the time acknowledgement is received from the exchange. In this example, the *eventTimestamp* on the modification/cancellation events represents the time that acknowledgement was received.

The Sales Desk is also required to capture the time that the request was received from the customer in the *requestTimestamp* field in the Order Modified event, or in a separate Order Modification Request event. The Trading Desk is also required to capture the time that the request was received from the Sales Desk in the *requestTimestamp* field in the Order Internal Route Cancelled event, or in a separate Order Internal Route Cancel Request event. In this example, the request time is captured using separate request events at each desk.

#	Step	Reported Event	Comments
1	Customer sends a Sell order to Broker 1	NA	
2	Broker 1 accepts the customer	<i>Broker 1 reports a <b>New Order event</b></i>	If the Sales Desk creates a child order,

#	Step	Reported Event	Comments
	order at the Sales Desk	type: MENO orderKeyDate: 20170801T000000 orderID: O11111 symbol: XYZ eventTimestamp: 20170801T143030.123456 manualFlag: false deptType: O side: SL price: 10.02 quantity: 2000 orderType: LMT timeInForce: DAY=20170801 tradingSession: REG custDspIntrFlag: false firmDesignatedID: C5678 accountHolderType: A affiliateFlag: false negotiatedTradeFlag: false representativeInd: N	the Sales Desk would also report a Child Order event.
3	Broker 1 internally routes the order from the Sales Desk to the Trading Desk	Broker 1 reports an <b>Order Internal Route Accepted event</b>  type: MEIR orderKeyDate: 20170801T000000 orderID: O9996 symbol: XYZ parentOrderKeyDate: 20170801T000000 parentOrderID: O11111 eventTimestamp: 20170801T143031.123456 manualFlag: false deptType: T receivingDeskType: T side: SL price: 10.02 quantity: 2000 orderType: LMT timeInForce: DAY=20170801 tradingSession: REG deskOrderID:	In this example, the Trading Desk assigns a new Order Key upon receipt of the internal route with <i>orderID</i> O9996. Therefore, the <i>deskOrderID</i> is not required.  The Parent Order Key with <i>orderID</i> O11111 must be populated in the <i>parentOrderID</i> field. The Parent Order Key links the Order Internal Route Accepted event with the New Order event.
4	The Trading Desk routes the order to an exchange	Broker 1 reports an <b>Order Route event</b>  type: MEOR orderKeyDate: 20170801T000000 orderID: O9996 symbol: XYZ eventTimestamp: 20170801T143032.123456 manualFlag: false	

#	Step	Reported Event	Comments	
		senderIMID: 123:BRK1 destination: Exch1 destinationType: E routedOrderID: S9O12350 session: 1109 side: SL price: 10.02 quantity: 2000 orderType: LMT timeInForce: DAY=20170801 tradingSession: REG affiliateFlag: false isoInd: NA		
5	Exchange 1 accepts the order	<i>Exchange 1 reports a Participant Order Accepted event</i>		
6	Customer requests to modify the price of the order	NA		
7	Sales Desk receives customer request to modify the price of the order	<i>Broker 1 reports an Order Modification Request event</i>  type: MEOMR orderKeyDate: 20170801T000000 orderID: O11111 symbol: XYZ eventTimestamp: 20170801T143034.323456 manualFlag: false receiverIMID: senderIMID: senderType: side: SL price: 10.00 quantity: 2000 orderType: LMT timeInForce: DAY=20170801 tradingSession: REG custDspIntrFlag: false	Since an Order Modification Request event was reported, the <i>requestTimestamp</i> in the related Order Modified event must be blank.  The Order Modification Request event must maintain the same <i>orderID</i> O11111 as the New Order event for which the modification is being requested.	
8	Trading Desk receives the request to modify the order from Sales Desk	<u><b>Option 1</b></u>  <i>Broker 1 reports an Order Internal Route Modification Request event</i>  type: MEIMR	<u><b>Option 2</b></u>  <i>Broker 1 reports an Order Internal Route Cancel Request event (1/2)</i>  type: MEICR	The Order Internal Route Modification and Cancellation Request event must maintain the same <i>orderID</i> O9996 as the Order Internal Route Accepted event for which the modification/

#	Step	Reported Event		Comments
		orderKeyDate: 20170801T000000 orderID: O9996 symbol: XYZ eventTimestamp: 20170801T143035.623456 manualFlag: false deptType: T receivingDeskType: T side: SL price: 10.00 quantity: 2000 orderType: LMT timeInForce: DAY=20170801 tradingSession: REG deskOrderID:	orderKeyDate: 20170801T000000 orderID: O9996 symbol: XYZ eventTimestamp: 20170801T143035.623456 manualFlag: false cancelQty: 2000 deskOrderID:  <i>Broker 1 reports an <b>Order Internal Route Accepted event (2/2)</b></i>  type: MEIR orderKeyDate: 20170801T000000 orderID: O9998 symbol: XYZ parentOrderKeyDate: 20170801T000000 parentOrderID: O11111 eventTimestamp: 20170801T143035.623456 manualFlag: false deptType: T receivingDeskType: T side: SL price: 10.00 quantity: 2000 orderType: LMT timeInForce: DAY=20170801 tradingSession: REG deskOrderID:	cancellation is being requested.  In Option 2, the <i>parentOrderID</i> in the new Order Internal Route Accepted event may reference either the orderID O11111 of the related New Order event or OM11111 of the related Order Modified event.  The Trading Desk assigns a new Order Key on the internal route cancel request and upon receipt of the internal route with <i>orderID</i> O9996 and O9998. Therefore, the <i>deskOrderID</i> is not required.
9	Trading Desk routes the order/modification to the exchange	<u><b>Option 1</b></u>  <i>Broker 1 reports a <b>Route Modified event</b></i>  type: MEMR orderKeyDate: 20170801T000000 orderID: O9996 symbol: XYZ eventTimestamp: 20170801T143035.823456 manualFlag: false	<u><b>Option 2</b></u>  <i>Broker 1 reports a <b>Route Cancelled event (1/2)</b></i>  type: MECR orderKeyDate: 20170801T000000 orderID: O9996 symbol: XYZ eventTimestamp: 20170801T143035.823456 manualFlag: false	In Option 1, Broker 1 modifies the route that was previously sent to the exchange.  In Option 2, Broker 1 reports a new route to the exchange and cancels the original route.  In this scenario, both options are interchangeable based on the firm's

#	Step	Reported Event		Comments
		senderIMID: 123:BRK1 destination: Exch1 destinationType: E routedOrderID: S9O12360 priorRoutedOrderID: S9O12350 session: 1109 side: SL price: 10.00 quantity: 2000 orderType: LMT timeInForce: DAY=20170801 tradingSession: REG affiliateFlag: false isoInd: NA multiLegInd: false	senderIMID: 123:BRK1 destination: Exch1 destinationType: E routedOrderID: S9O12350 session: 1109 multiLegInd: false  <i>Broker 1 reports an <b>Order Route event (2/2)</b></i>  type: MEOR orderKeyDate: 20170801T000000 orderID: O9998 symbol: XYZ eventTimestamp: 20170801T143035.823456 manualFlag: false senderIMID: 123:BRK1 destination: Exch1 destinationType: E routedOrderID: S9O12360 session: 1109 side: SL price: 10.00 quantity: 2000 orderType: LMT timeInForce: DAY=20170801 tradingSession: REG affiliateFlag: false isoInd: NA	workflow.
10	Exchange 1 receives the instructions from the Trading Desk	<u><b>Option 1</b></u>  <i>Exchange 1 reports a Participant <b>Order Modified event</b></i>	<u><b>Option 2</b></u>  <i>Exchange 1 reports a Participant <b>Order Cancelled event and Order Accepted event</b></i>	In Option 1, the exchange reports that it received the modification from the Trading Desk.  In Option 2, the exchange reports that it received the cancellation of the original order from the Trading Desk, followed by the receipt of a new order.
11	Trading Desk confirms the modification	<u><b>Option 1</b></u>  <i>Broker 1 reports an <b>Order Internal Route Modified</b></i>	<u><b>Option 2</b></u>	In Option 1, the Trading Desk is required to report an Order Internal Route

#	Step	Reported Event	Comments
		<p><i>event</i></p> <p>type: MEIM</p> <p>orderKeyDate: 20170801T000000</p> <p>orderID: O9998</p> <p>symbol: XYZ</p> <p>priorOrderKeyDate: 20170801T000000</p> <p>priorOrderID: O9996</p> <p>eventTimestamp: 20170801T143035.923456</p> <p>manualFlag: false</p> <p>deptType: T</p> <p>receivingDeskType: T</p> <p>initiator: F</p> <p>side: SL</p> <p>price: 10.00</p> <p>quantity: 2000</p> <p>leavesQty: 0</p> <p>orderType: LMT</p> <p>timeInForce: DAY=20170801</p> <p>tradingSession: REG</p> <p>requestTimestamp:</p> <p>deskOrderID:</p> <p>priorDeskOrderID:</p>	<p><i>Broker 1 reports an <b>Order Internal Route Cancelled event</b></i></p> <p>type: MEIC</p> <p>orderKeyDate: 20170801T000000</p> <p>orderID: O9996</p> <p>symbol: XYZ</p> <p>eventTimestamp: 20170801T143035.923456</p> <p>manualFlag: false</p> <p>cancelQty: 2000</p> <p>leavesQty: 0</p> <p>initiator: F</p> <p>deskOrderID:</p> <p>Modified event reflecting the time the modification was confirmed. In this example, this is the time that acknowledgement was received from the exchange. In this example, since the orderID is being changed on the MEIM event, the <i>priorOrderID</i> must reference the <i>orderID</i> of the Internal Route event being modified. Since the order is routed internally in full, the <i>deskOrderID</i> is also not required .</p> <p>Since an Order Internal Route Modification Request event was reported, the requestTimestamp in the Order Modified event must be blank.</p> <p>If the <i>orderID</i> is not changed, the <i>priorOrderID</i> on the Order Internal Route Modified event must be blank.</p> <p>In Option 2, the Trading Desk is required to report an Order Internal Route Cancelled event reflecting the time the original internal route was cancelled. In this example, this is the time that acknowledgement was received from the exchange.</p> <p>In both options, the initiator flag is populated with a value of 'F', as the trading desk modified the order based on an instruction from the sales desk. Refer to <a href="#">CAT FAQ B63</a> for</p>

#	Step	Reported Event		Comments
				additional information.
12	Sales Desk confirms the modification of the customer order	<p><b><u>Option 1</u></b></p> <p><b>Broker 1 reports an Order Modified event</b></p> <p>type: MEOM  orderKeyDate: 20170801T000000  orderID: OM11111  symbol: XYZ  priorOrderKeyDate: 20170801T000000  priorOrderID: O11111  eventTimestamp: 20170801T143035.923456  manualFlag: false  receiverIMID:  senderIMID:  senderType:  routedOrderID:  initiator: C  side: SL  price: 10.00  quantity: 2000  leavesQty: 2000  orderType: LMT  timeInForce: DAY=20170801  tradingSession: REG  custDspIntrFlag: false  requestTimestamp:</p>	<p><b><u>Option 2</u></b></p> <p><b>Broker 1 reports an Order Modified event</b></p> <p>type: MEOM  orderKeyDate: 20170801T000000  orderID: OM11111  symbol: XYZ  priorOrderKeyDate: 20170801T000000  priorOrderID: O11111  eventTimestamp: 20170801T143035.923456  manualFlag: false  receiverIMID:  senderIMID:  senderType:  routedOrderID:  initiator: C  side: SL  price: 10.00  quantity: 2000  leavesQty: 2000  orderType: LMT  timeInForce: DAY=20170801  tradingSession: REG  custDspIntrFlag: false</p>	<p>In its Order Modified event, the Sales Desk is required to report the time the order was modified. In this example, this is the event time that acknowledgement was received from the Trading Desk.</p> <p>In this example, since the orderID is being changed on the MEOM event, the <i>priorOrderID</i> must reference the <i>orderID</i> of the New Order event being modified.</p> <p>Since only the limit price was modified a MEOJ event could have alternatively been reported.</p> <p>If the Sales Desk creates a child order, the Sales Desk would also report a Child Order event.</p> <p>Option 1: Since an Order Modification Request event was reported, the <i>requestTimestamp</i> in the Order Modified event must be blank.</p>

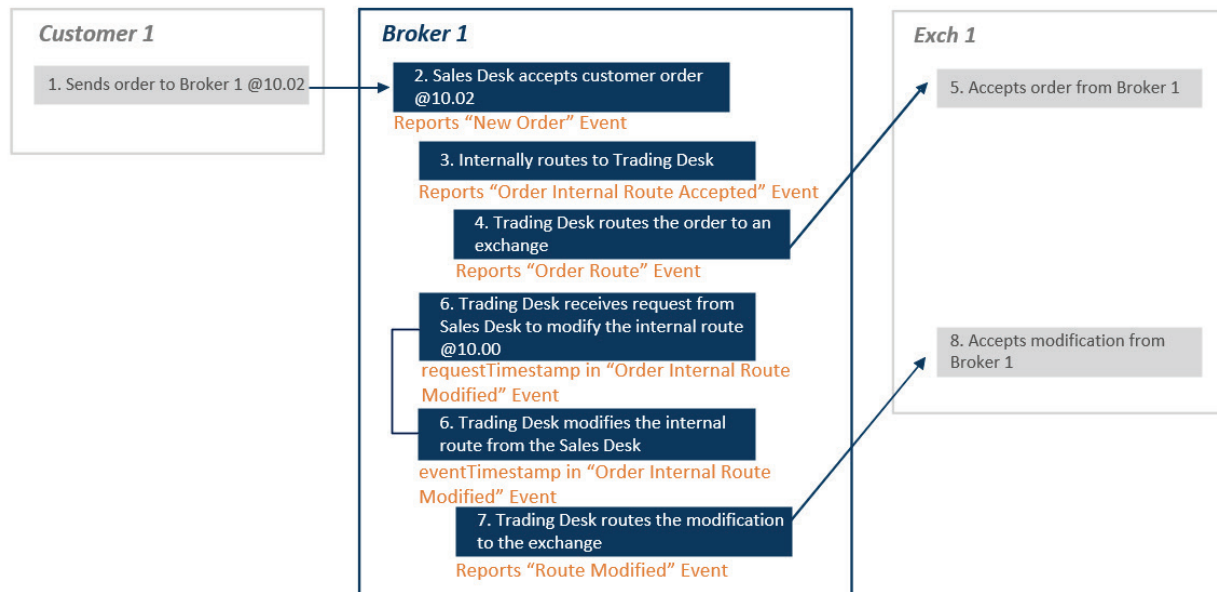
**2.4.7 Order Internally Routed to another Desk and Subsequently Modified by the Firm**

This scenario illustrates the CAT reporting requirements when an Industry Member internally routes a customer order from the Sales Desk to the Trading Desk, and the order is subsequently modified by the Sales Desk. In this scenario, the Sales Desk receives an order from a customer and routes the order to the Trading Desk, where the order is further routed to an exchange for execution. The Sales Desk subsequently modifies the price of the internal route to the Trading Desk. The Trading Desk receives the price modification from the Sales Desk, and further routes the modification to the exchange.

The reporting of this scenario depends on whether the Sales Desk modifies the internal route or cancels the internal route as described in the two options below.

Option 1:

In Option 1, the Sales Desk modifies the Internal Route that was sent to the trading desk.



Industry Member Broker 1 is required to report the following for each desk:

- At the Sales Desk
  - ♦ The receipt of the customer order (New Order event)
- At the Trading Desk
  - ♦ The receipt of the internal route from the Sales Desk (Order Internal Route Accepted event)
  - ♦ The route of the order to the exchange (Order Route event)
  - ♦ The receipt of the modification request from the Sales Desk (*requestTimestamp* in Order Internal Route Modified event)
  - ♦ The modification of the internal route from the Sales Desk (*eventTimestamp* in Order Internal Route Modified event)
  - ♦ The route of the modification to the exchange (Route Modified event)

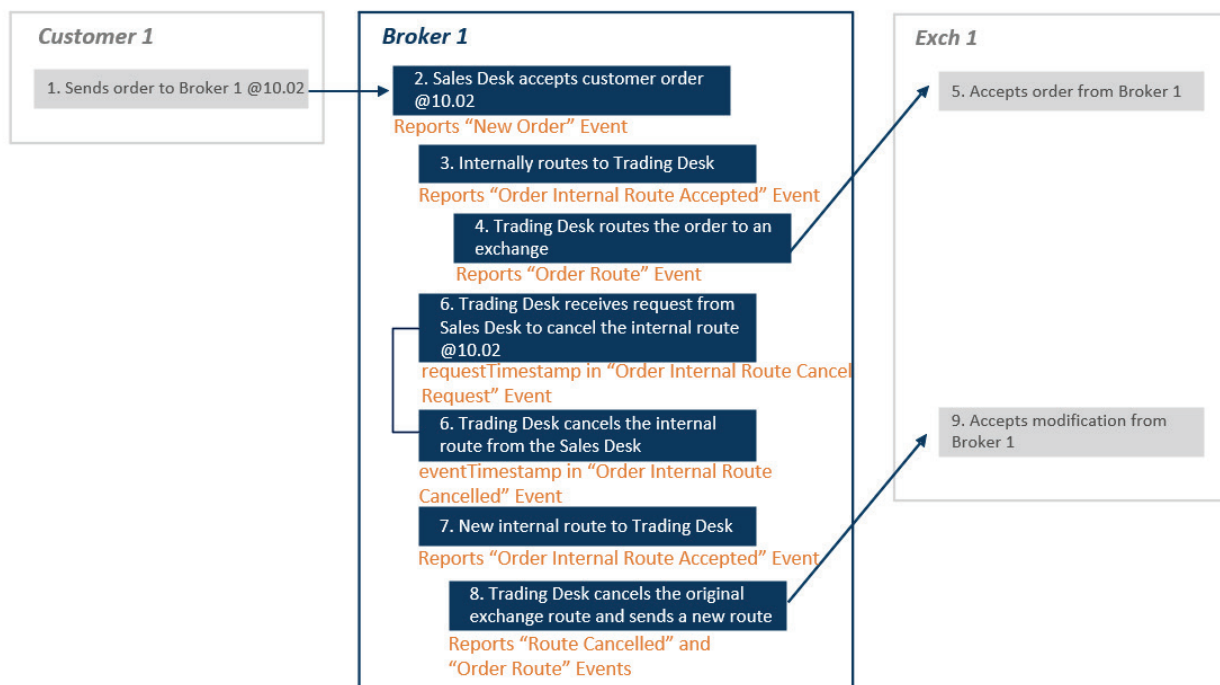
In its Order Internal Route Modified event, the Trading Desk is required to capture the time the internal route was modified (e.g., the time that the order was confirmed to be modified in the firm's OMS/EMS). Depending on the firm's order flow, this may be the same time the request is received, or this may be the time acknowledgement is received from the exchange. In this example, the *eventTimestamp* in the Order Internal Route Modified event is the time that the request was received.



The Trading Desk is also required to capture the time that the request was received from the Sales Desk in the *requestTimestamp* field in the Order Internal Route Modified event, or in a separate Order Internal Route Modification Request event. In this example, the request time is captured using the *requestTimestamp* field in the Order Internal Route Modified event.

Option 2:

In Option 2, the Sales Desk cancels the original internal route and sends a new Internal Route to the Trading Desk.



Industry Member Broker 1 is required to report the following for each desk:

- At the Sales Desk
  - ♦ The receipt of the customer order (New Order event)
- At the Trading Desk
  - ♦ The receipt of the initial internal route from the Sales Desk (Order Internal Route Accepted event)
  - ♦ The route of the order to the exchange (Order Route event)
  - ♦ The receipt of the cancellation request from the Sales Desk for the original internal route (*requestTimestamp* in Order Internal Route Cancelled event)
  - ♦ The cancellation of the initial internal route from the Sales Desk (*eventTimestamp* Order Internal Route Cancelled event)

- ♦ The receipt of a second internal route from the Sales Desk (Order Internal Route Accepted event)
- ♦ The route of the order to the exchange (Order Route event)

In its Order Internal Route Cancelled event, the Trading Desk is required to capture the time the internal route was cancelled (e.g., the time that the order was confirmed to be modified in the firm's OMS/EMS). Depending on the firm's order flow, this may be the same time the request is received, or this may be the time acknowledgement is received from the exchange. In this example, the *eventTimestamp* in the Order Internal Route Cancelled event is the time that the request was received.

The Trading Desk is also required to capture the time that the request was received from the Sales Desk in the *requestTimestamp* field in the Order Internal Route Cancelled event, or in a separate Order Internal Route Cancel Request event. In this example, the request time is captured using the *requestTimestamp* field in the Order Internal Route Cancelled event.

#	Step	Reported Event	Comments
1	Customer sends a Sell order to Broker 1	NA	
2	Broker 1 accepts the customer order at the Sales Desk	<p><b>Broker 1 reports a <i>New Order event</i></b></p> <p>type: MENO  orderKeyDate: 20170801T000000  orderID: O11111  symbol: XYZ  eventTimestamp: 20170801T143030.123456  manualFlag: false  deptType: O  side: SL  price: 10.02  quantity: 1000  orderType: LMT  timeInForce: DAY=20170801  tradingSession: REG  handlingInstructions: NH  custDspIntrFlag: false  firmDesignatedID: C5678  accountHolderType: A  affiliateFlag: false  negotiatedTradeFlag: false  representativeInd: N</p>	
3	Sales Desk routes the order to the Trading Desk	<p><b>Broker 1 reports an <i>Order Internal Route Accepted event</i></b></p> <p>type: MEIR  orderKeyDate: 20170801T000000</p>	In this example, the Trading Desk assigns a new Order Key upon receipt of the internal route

#	Step	Reported Event	Comments	
		orderID: O9996 symbol: XYZ parentOrderKeyDate: 20170801T000000 parentOrderID: O11111 eventTimestamp: 20170801T143031.123456 manualFlag: false deptType: T receivingDeskType: T side: SL price: 10.02 quantity: 1000 orderType: LMT timeInForce: DAY=20170801 tradingSession: REG deskOrderID:	with <i>orderID</i> O9996. Therefore, the <i>deskOrderID</i> is not required.  The Parent Order Key with <i>orderID</i> O11111 must be populated in the <i>parentOrderID</i> field. The Parent Order Key links the Order Internal Route Accepted event with the New Order event.	
4	Trading Desk routes the order to an exchange	<i>Broker 1 reports an <b>Order Route event</b></i>  type: MEOR orderKeyDate: 20170801T000000 orderID: O9996 symbol: XYZ eventTimestamp: 20170801T143032.123456 manualFlag: false senderIMID: 123:BRK1 destination: Exch1 destinationType: E routedOrderID: S9O12350 session: 1109 side: SL price: 10.02 quantity: 1000 orderType: LMT timeInForce: DAY=20170801 tradingSession: REG affiliateFlag: false isoInd: NA		
5	Exchange 1 accepts the order	<i>Exchange 1 reports a Participant <b>Order Accepted event</b></i>		
6	Trading Desk receives the request from the sales desk and modifies/ cancels the Internal route	<u><b>Option 1</b></u>  <i>Broker 1 reports an <b>Order Internal Route Modified event</b></i>  type: MEIM orderKeyDate: 20170801T000000	<u><b>Option 2</b></u>  <i>Broker 1 reports an <b>Order Internal Route Cancelled event</b></i>  type: MEIC	In Option 1, since the Trading desk received a request to modify the internal route, the Trading Desk will be required to report an Order Internal Route Modified event.

#	Step	Reported Event	Comments	
		orderID: O9996 symbol: XYZ priorOrderKeyDate: priorOrderID: eventTimestamp: 20170801T143035.123456 manualFlag: false deptType: T receivingDeskType: T initiator: F side: SL price: 10.00 quantity: 1000 leavesQty: 0 orderType: LMT timeInForce: DAY=20170801 tradingSession: REG requestTimestamp: 20170801T143035.123456 deskOrderID:priorDeskOrderID:	orderKeyDate: 20170801T000000 orderID: O9998 symbol: XYZ eventTimestamp: 20170801T143035.123456 manualFlag: false cancelQty: 1000 leavesQty: 0 initiator: F requestTimestamp: 20170801T143035.123456 deskOrderID:  <i>Broker 1 reports an <b>Order Internal Route Accepted event</b></i>  type: MEIR orderKeyDate: 20170801T000000 orderID: O9998 symbol: XYZ parentOrderKeyDate: 20170801T000000 parentOrderID: O11111 eventTimestamp: 20170801T143035.123456 manualFlag: false deptType: T receivingDeskType: T side: SL price: 10.00 quantity: 1000 orderType: LMT timeInForce: DAY=20170801 tradingSession: REG deskOrderID:	Since the order was routed in full, the <i>deskOrderID</i> is not required.  In Option 2, since the Trading Desk received a request to cancel the original internal route and a new internal route at a different price, the Trading Desk will be required to report an Order Internal Route Cancelled event and a new Order Internal Route Accepted event.  In this example, the event time is the same time that the request was received, and the order is routed internally in full. Therefore, the <i>deskOrderID</i> is not required.  In both options, the initiator flag is populated with a value of 'F', as the trading desk modified the order based on an instruction from the sales desk. Refer to <a href="#">CAT FAQ B63</a> for additional information.  Since the <i>requestTimestamp</i> is populated, Broker 1 must not report a separate an Order Internal Route Order Internal Route Modification Request event.
7	Trading Desk routes the order/modification to the exchange	<u><b>Option 1</b></u>  <i>Broker 1 reports a <b>Route Modified event</b></i>  type: MEMR	<u><b>Option 2</b></u>  <i>Broker 1 reports a <b>Route Cancelled event (1/2)</b></i>  type: MECR	In Option 1, Broker 1 modifies the route sent to the exchange.  In Option 2, Broker 1 cancels the

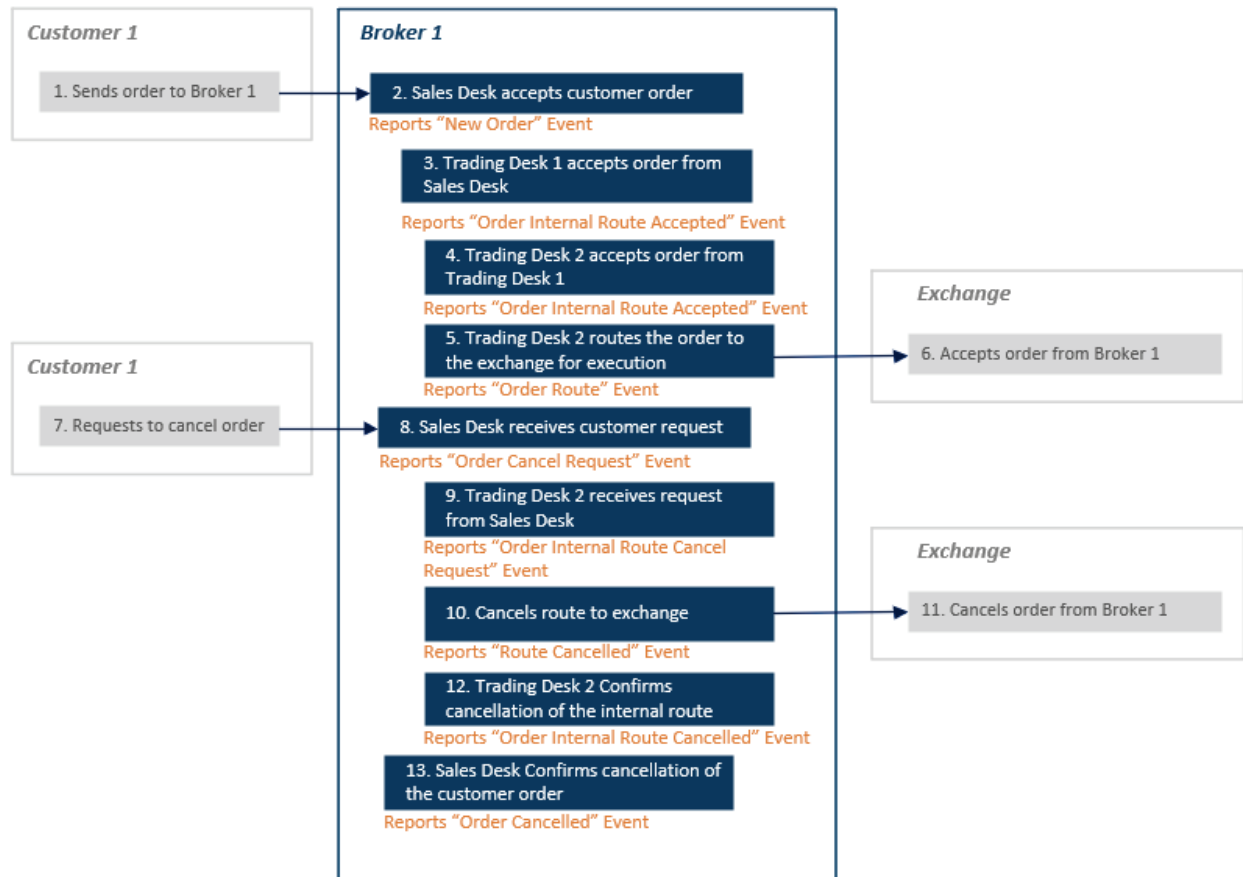
#	Step	Reported Event		Comments
		orderKeyDate: 20170801T000000 orderID: O9998 symbol: XYZ eventTimestamp: 20170801T143035.623456 manualFlag: false senderIMID: 123:BRK1 destination: Exch1 destinationType: E routedOrderID: S9O12360 priorRoutedOrderID: S9O12350 session: 1109 side: SL price: 10.00 quantity: 1000 orderType: LMT timeInForce: DAY=20170801 tradingSession: REG affiliateFlag: false isoInd: NA multiLegInd: false	orderKeyDate: 20170801T000000 orderID: O9996 symbol: XYZ eventTimestamp: 20170801T143035.623456 manualFlag: false senderIMID: 123:BRK1 destination: Exch1 destinationType: E routedOrderID: S9O12350 session: 1109 multiLegInd: false  <i>Broker 1 reports an <b>Order Route event</b></i>  type: MEOR orderKeyDate: 20170801T000000 orderID: O9998 symbol: XYZ eventTimestamp: 20170801T143035.623456 manualFlag: false senderIMID: 123:BRK1 destination: Exch1 destinationType: E routedOrderID: S9O12360 session: 1109 side: SL price: 10.00 quantity: 1000 orderType: LMT timeInForce: DAY=20170801 tradingSession: REG affiliateFlag: false isoInd: NA	original route sent to the exchange and sends a new route.  In this scenario, both options are interchangeable based on the firm's workflow.
8	Exchange 1 receives the instructions from the Trading Desk	<u><b>Option 1</b></u>  <i>Exchange 1 reports a Participant <b>Order Modified event</b></i>	<u><b>Option 2</b></u>  <i>Exchange 1 reports a Participant <b>Order Cancelled event and Order Accepted event</b></i>	In Option 1, the exchange reports that it received the modification from the Trading Desk.  In Option 2, the exchange reports that it received the

#	Step	Reported Event	Comments
			cancellation of the original order from the Trading Desk, followed by the receipt of a new order.

**2.4.8 Order Internally Routed to Multiple Desks and Subsequently Cancelled by a Customer**

This scenario illustrates the CAT reporting requirements when an Industry Member internally routes a customer order to multiple desks, and the order is subsequently cancelled by the customer.

In this scenario, the Sales Desk receives an order from a customer and routes the order to Trading Desk 1, who further routes the order to Trading Desk 2, where the order is further routed to an exchange for execution. The customer subsequently sends an instruction to cancel the order. Since the Sales Desk knows that Trading Desk 2 is holding the order, the cancellation is communicated directly to Trading Desk 2 by the Sales Desk, and is not communicated to Trading Desk 1. Trading Desk 1 does not have an obligation to report an Order Internal Route Cancelled event since it did not receive the cancellation instruction.



Industry Member Broker 1 is required to report the following for each desk:

- At the Sales Desk
  - ◆ The receipt of the customer order (New Order event)
  - ◆ The receipt of the customer request (Order Cancel Request event)
  - ◆ The confirmation of the customer cancellation (Order Cancelled event)
- At Trading Desk 1
  - ◆ The receipt of the internal route from the Sales Desk (Order Internal Route Accepted event)
- At Trading Desk 2
  - ◆ The receipt of the internal route from Trading Desk 1 (Order Internal Route Accepted event)
  - ◆ The receipt of the request from the Sales Desk (Order Internal Route Cancel Request event)
  - ◆ The confirmation of the cancellation of the internal route from the Sales Desk (Order Internal Route Cancelled event)

In its Order Cancelled event, the Sales Desk is required to capture the time the order was cancelled (e.g., the time that the order was confirmed to be cancelled in the firm’s OMS/EMS). Depending on the firm’s order flow, this may be the same time the request is received, or this may be the time acknowledgement is received from the Trading Desk. In its Order Internal Route Cancelled event, the Trading Desk is

required to capture the time the internal route was cancelled (e.g., the time that the order was confirmed to be cancelled in the firm's OMS/EMS). Depending on the firm's order flow, this may be the same time the request is received, or this may be the time acknowledgement is received from the exchange. In this example, the *eventTimestamp* on the cancellation events represents the time that acknowledgement was received.

The Sales Desk is also required to capture the time that the request was received from the customer in the *requestTimestamp* field in the Order Modified event, or in a separate Order Modification Request event. Trading Desk 2 is also required to capture the time that the request was received from the Sales Desk in the *requestTimestamp* field in the Order Internal Route Modified event, or in a separate Order Internal Route Modification Request event. In this example, the request time is captured using separate request events at each desk.

#	Step	Reported Event	Comments
1	Customer sends a Sell order to Broker 1	NA	
2	Broker 1 accepts the customer order at the Sales Desk	<p><b>Broker 1 reports a <i>New Order event</i></b></p> <p>type: MENO  orderKeyDate: 20170801T000000  orderID: O11111  symbol: XYZ  eventTimestamp: 20170801T143030.123456  manualFlag: false  deptType: O  side: SL  price: 10.02  quantity: 2000  orderType: LMT  timeInForce: DAY=20170801  tradingSession: REG  custDsplntrFlag: false  firmDesignatedID: C5678  accountHolderType: A  affiliateFlag: false  infoBarrierID: DSK5555  negotiatedTradeFlag: false  representativeInd: N</p>	If the Sales Desk creates a child order, the Sales Desk would also report a Child Order event.
3	Broker 1 internally routes the order from the Sales Desk to Trading Desk 1	<p><b>Broker 1 reports an <i>Order Internal Route Accepted event</i></b></p> <p>type: MEIR  orderKeyDate: 20170801T000000  orderID: O9996</p>	<p>The Trading Desk, upon receipt of the internal route, assigns a new Order Key with <i>orderID</i> O9996. Therefore, the <i>deskOrderID</i> is not required.</p> <p>The Parent Order Key with <i>orderID</i> O11111 must be</p>



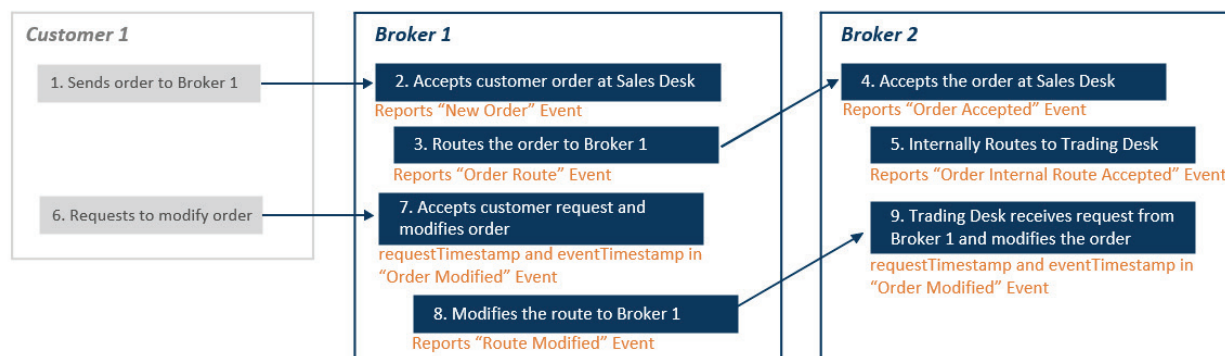
#	Step	Reported Event	Comments
		symbol: XYZ parentOrderKeyDate: 20170801T000000 parentOrderID: O11111 eventTimestamp: 20170801T143031.123456 manualFlag: false deptType: T receivingDeskType: T infoBarrierID: DSK7777 side: SL price: 10.02 quantity: 2000 orderType: LMT timeInForce: DAY=20170801 tradingSession: REG deskOrderID:	populated in the <i>parentOrderID</i> field. The Parent Order Key links the Order Internal Route Accepted event with the New Order event.
4	Trading Desk 1 internally routes the order to Trading Desk 2	<b>Broker 1 reports an <i>Order Internal Route Accepted event</i></b>  type: MEIR orderKeyDate: 20170801T000000 orderID: O9999 symbol: XYZ parentOrderKeyDate: 20170801T000000 parentOrderID: O9996 eventTimestamp: 20170801T143031.523456 manualFlag: false deptType: T receivingDeskType: T infoBarrierID: DSK9999 side: SL price: 10.02 quantity: 2000 orderType: LMT timeInForce: DAY=20170801 tradingSession: REG deskOrderID:	The Trading Desk, upon receipt of the internal route, assigns a new Order Key with <i>orderID</i> O9999. Therefore, the <i>deskOrderID</i> is not required.  The Parent Order Key with <i>orderID</i> O9996 must be populated in the <i>parentOrderID</i> field. The Parent Order Key links the Order Internal Route Accepted event with the New Order event.
5	Trading Desk 2 routes the order to an exchange	<b>Broker 1 reports an <i>Order Route event</i></b>  type: MEOR orderKeyDate: 20170801T000000 orderID: O9999 symbol: XYZ eventTimestamp: 20170801T143032.123456 manualFlag: false senderIMID: 123:BRK1 destination: Exch1	

#	Step	Reported Event	Comments
		destinationType: E routedOrderID: S9O12350 session: 1109 side: SL price: 10.02 quantity: 2000 orderType: LMT timeInForce: DAY=20170801 tradingSession: REG affiliateFlag: false isoInd: NA	
6	Exchange 1 accepts the order	<i>Exchange 1 reports a Participant <b>Order Accepted event</b></i>	
7	Customer requests to cancel the order	NA	
8	Sales Desk receives customer request to cancel the order	<i>Broker 1 reports an <b>Order Cancel Request event</b></i>  type: MEOCR orderKeyDate: 20170801T000000 orderID: O11111 symbol: XYZ eventTimestamp: 20170801T143035.123456 manualFlag: false cancelQty: 2000	The <i>orderID</i> on the Order Cancel Request event must reference the related New Order event for which the customer is requesting the cancellation.
9	Trading Desk 2 receives the request to cancel the order from Sales Desk	<i>Broker 1 reports an <b>Order Internal Route Cancel Request event</b></i>  type: MEICR orderKeyDate: 20170801T000000 orderID: O9999 symbol: XYZ eventTimestamp: 20170801T143035.133456 manualFlag: false cancelQty: 2000 deskOrderID:	The <i>orderID</i> on the Order Internal Route Cancel Request event must reference the related Order Internal Route Accepted event for which the Sales Desk is requesting the cancellation.  The Trading Desk assigns a new Order Key on the internal route cancel request with <i>orderID</i> O9999. Therefore, the <i>deskOrderID</i> is not required.
10	Trading Desk 2 cancels the exchange route	<i>Broker 1 reports a <b>Route Cancelled event</b></i>  type: MECR orderKeyDate: 20170801T000000 orderID: O9999 symbol: XYZ eventTimestamp: 20170801T143035.923456 manualFlag: false	

#	Step	Reported Event	Comments
		cancelQty: 2000 senderIMID: 123:BRK1 destination: Exch1 destinationType: E routedOrderID: S9O12350 session: 1109 multiLegInd: false	
11	Exchange 1 receives the instructions from the Trading Desk	<i>Exchange 1 reports a Participant <b>Order Cancelled event</b></i>	
12	Trading Desk cancels the order per the Sales Desk's instructions	<i>Broker 1 reports an <b>Order Internal Route Cancelled event</b></i> type: MEIC orderKeyDate: 20170801T000000 orderID: O9999 symbol: XYZ eventTimestamp: 20170801T143035.923456 manualFlag: false cancelQty: 2000 leavesQty: 0 requestTimestamp: deskOrderID:	The Trading Desk is required to report an Order Internal Route Cancelled event reflecting the time the internal route was cancelled. In this example, this is the time that acknowledgement was received from the exchange.  Since the Order Internal Route Cancel Request event was reported, the <i>requestTimestamp</i> in the Order Internal Route Cancelled event must be blank.  The Trading Desk assigns a new Order Key on the internal route cancel with <i>orderID</i> O9999. Therefore, the <i>deskOrderID</i> is not required.
13	Sales Desk cancels the order per the customer's instruction	<i>Broker 1 reports an <b>Order Cancelled event</b></i> type: MEOC orderKeyDate: 20170801T000000 orderID: O11111 symbol: XYZ eventTimestamp: 20170801T143036.223456 manualFlag: false cancelQty: 1000 leavesQty: 0 initiator: C requestTimestamp:	In its Order Cancelled event, the Sales Desk is required to report the time the order was Cancelled. In this example, this is the event time that acknowledgement was received from the Trading Desk.  Since the Order Cancel Request event was reported, the <i>requestTimestamp</i> in the Order Cancelled event must be blank.

## 2.4.9 Order is Received from Another Broker-Dealer and Internally Routed, Subsequent Modification is Requested Directly at the Desk Holding the Order

This scenario illustrates the CAT reporting requirements when an Industry Member receives an order from another broker-dealer at the Sales Desk, and internally routes the order to a Trading Desk upon receipt. The broker-dealer that sent the order then requests a modification directly at the Trading Desk. Since the modification was requested directly at the Trading Desk, the Sales Desk does not have an obligation to report the receipt or confirmation of the modification.



Industry Member Broker 1 is required to report the following:

- The origination of a proprietary order (New Order event)
- Route of the order to Broker 2 (Order Route event)
- The confirmation of the modification (Order Modified event)
- The modification of the route sent to Broker 2 (Route Modified event)

Industry Member Broker 2 is required to report the following for each desk:

- At the Sales Desk
  - ♦ The receipt of the order from Broker 1 (Order Accepted event)
- At the Trading Desk
  - ♦ The receipt of the internal route from the Sales Desk (Order Internal Route Accepted event)
  - ♦ The receipt of the modification request from Broker 1 (*requestTimestamp* in Order Modified event)
  - ♦ The confirmation of the modification (*eventTimestamp* in Order Modified event)

Since the modification was received from another Broker-Dealer, the Trading Desk at Broker 2 must report an Order Modified event in order to capture the route linkage criteria, including the *routedOrderID* of the route received from Broker 1. If the modification was received from a non-broker dealer and route linkage criteria is not required, Broker 2 may report either an Order Modified event or an Order Internal Route Modified event.

In its Order Modified events, the Broker 1 and Broker 2 are required to capture the time the order was Modified (e.g., the time that the order was confirmed to be cancelled in the firm's OMS/EMS). Depending on the firm's order flow, this may be the same time the request is received, or this may be the time acknowledgement is received. In this example, the *eventTimestamp* on the Order Modified event for Broker 2 represents the time the request was received from Broker 1. The *eventTimestamp* on the Order Modified event for Broker 1 represents the time that acknowledgement was received.

The Trading Desk is required to separately report the receipt of Broker 1's request to modify the order either through the *requestTimestamp* in its Order Modified event or through a separate Order Modification Request event.

#	Step	Reported Event	Comments
1	Broker 1 originates a new proprietary order	<p><b>Broker 1 reports a New Order event</b></p> <p>type: MENO  orderKeyDate: 20170801T000000  orderID: O11111  symbol: XYZ  eventTimestamp: 20170801T143030.123456  manualFlag: false  deptType: T  side: SL  price: 10.02  quantity: 2000  orderType: LMT  timeInForce: DAY=20170801  tradingSession: REG  custDspIntrFlag: false  firmDesignatedID: P5678  accountHolderType: P  affiliateFlag: false  infoBarrierID: DSK5555  negotiatedTradeFlag: false  representativeInd: N</p>	
2	Broker 1 routes the order to Broker 2	<p><b>Broker 1 reports an Order Route event</b></p> <p>type: MEOR  orderKeyDate: 20170801T000000  orderID: O11111  symbol: XYZ  eventTimestamp: 20170801T143030.223456  manualFlag: false  senderIMID: 123:BRK1  destination: 456:BRK2  destinationType: F  routedOrderID: S9O12350</p>	

#	Step	Reported Event	Comments
		side: SL price: 10.02 quantity: 2000 orderType: LMT timeInForce: DAY=20170801 tradingSession: REG affiliateFlag: false isoInd: NA	
3	Broker 2 accepts the order at the Sales Desk	Broker 2 reports an <b>Order Accepted event</b>  type: MEOA orderKeyDate: 20170801T000000 orderID: B12345 symbol: XYZ eventTimestamp: 20170801T143030.323456 manualFlag: false receiverIMID: 456:BRK2 senderIMID: 123:BRK1 senderType: F routedOrderID: S9O12350 affiliateFlag: false deptType: A side: SL price: 10.02 quantity: 2000 orderType: LMT timeInForce: DAY=20170801 tradingSession: REG isoInd: NA custDsplntrFlag: false infoBarrierID: SAL432	
4	Sales Desk internally routes the order to Trading Desk	<i>Broker 2 reports an <b>Order Internal Route Accepted event</b></i>  type: MEIR orderKeyDate: 20170801T000000 orderID: O9999 symbol: XYZ parentOrderKeyDate: 20170801T000000 parentOrderID: B12345 eventTimestamp: 20170801T143031.423456 manualFlag: false deptType: T receivingDeskType: T infoBarrierID: DSK9999 side: SL	In this example, the Trading Desk, upon receipt of the internal route, assigns a new Order Key with <i>orderID</i> O9999. Therefore, the <i>deskOrderID</i> is not required.  The Parent Order Key with <i>orderID</i> B12345 must be populated in the <i>parentOrderID</i> field. The Parent Order Key links the Order Internal Route Accepted event with the New Order event.

#	Step	Reported Event	Comments
		price: 10.02 quantity: 2000 orderType: LMT timeInForce: DAY=20170801 tradingSession: REG deskOrderID:	
5	Broker 1 modifies the order	<b>Broker 1 reports an <i>Order Modified event</i></b>  type: MEOM orderKeyDate: 20170801T000000 orderID: O34567M symbol: XYZ priorOrderKeyDate: 20170801T000000 priorOrderID: O11111 eventTimestamp: 20170801T143044.723456 manualFlag: false receiverIMID: senderIMID: senderType: routedOrderID: initiator: F side: SL price: 10.01 quantity: 2000 leavesQty: 2000 orderType: LMT timeInForce: DAY=20170801 tradingSession: REG isoInd: NA custDsplntrFlag: false	Since Broker 1 is generating a new order key with <i>orderID</i> O3456M, the Prior Order Key with <i>orderID</i> O11111 must be populated in the <i>priorOrderID</i> field. The Prior Order Key links the Order Modified event with the Order Accepted event.  In this example, the <i>eventTimestamp</i> for Broker 1 reflects the time that acknowledgement was received from Broker 2.
6	Broker 1 modified the route to Broker 2	<b>Broker 1 reports a <i>Route Modified event</i></b>  type: MEMR orderKeyDate: 20170801T000000 orderID: O34567M symbol: XYZ eventTimestamp: 20170801T143044.623456 manualFlag: false senderIMID: 123:BRK1 destination: 456:BRK2 destinationType: F routedOrderID: MAO222 priorRoutedOrderID: S9O12350 side: SL price: 10.01 quantity: 2000	Alternatively, Broker 1 may report a Route Cancelled and new Order Route event instead of a Route Modified event.

#	Step	Reported Event	Comments
		orderType: LMT timeInForce: DAY=20170801 tradingSession: REG affiliateFlag: false isoInd: NA multiLegInd: false	
7	Broker 2's Trading Desk receives the request from Broker 1 and confirms the modification	<i>Broker 2 reports an <b>Order Modified event</b></i>  type: MEOM orderKeyDate: 20170801T000000 orderID: OM9999 symbol: XYZ priorOrderKeyDate: 20170801T000000 priorOrderID: O9999 eventTimestamp: 20170801T143044.623456 manualFlag: false receiverIMID: 456:BRK2 senderIMID: 123:BRK1 senderType: F routedOrderID: MAO222 initiator: C side: SL price: 10.01 quantity: 2000 leavesQty: 2000 orderType: LMT timeInForce: DAY=20170801 tradingSession: REG isoInd: NA custDsplntrFlag: false infoBarrierID: requestTimestamp: 20170801T143044.623456	<p>In this example, since the modification was received from another broker-dealer, this step must be reported as an Order Modified event and not an Internal Route Modified event.</p> <p>The <i>priorOrderID</i> must be populated with the orderID of the related Internal Route event at the Trading Desk.</p> <p>Since Broker 2 captures the request time through the <i>requestTimestamp</i> field, a separate MEOMR event must not be reported.</p> <p>The <i>initiator</i> flag is populated with a value of 'C', as the trading desk at Broker 2 modified the order based on instructions from Broker 1.</p>

## 2.5 Order Modification Scenarios

This section illustrates the CAT reporting requirements when the Material Terms of an order have been changed, or when an order is cancel/replaced. Refer to Section 4.7 of the [CAT Reporting Technical Specifications for Industry Members](#) for additional information.

### 2.5.1 Customer Order and Modifications

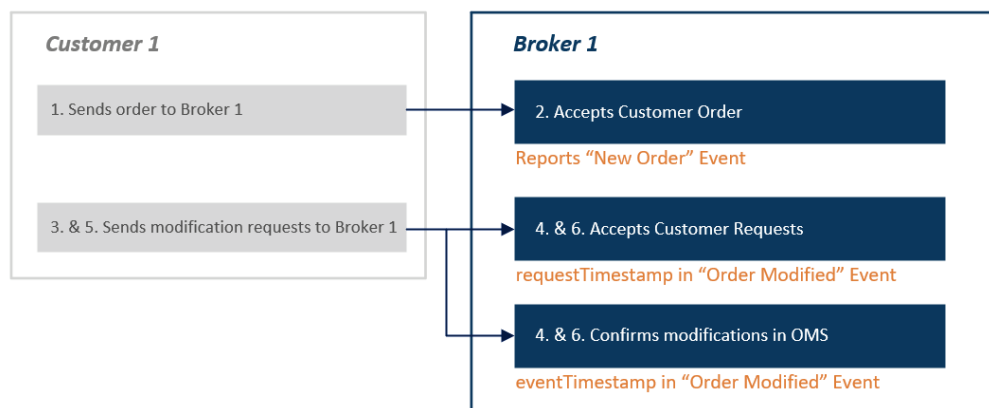
This scenario illustrates the CAT reporting requirements when a customer places an order with an Industry Member and modifies the order multiple times.



Industry Members are required to capture the *eventTimestamp* in Order Modified events reflecting the time the order was modified (e.g., the time that the order was confirmed to be modified in the firm's OMS/EMS). Industry Members are also required to capture the time that the request was received from the customer either in the *requestTimestamp* field in the Order Modified event, or in a separate Order Modification Request event, as illustrated in Options 1 and 2 below. In this example, the *eventTimestamp* reflects the same time that the request was received from the customer.

Based on its order handling practices, the Industry Member may choose to assign a new Order Key to its Order Modified events by assigning a new *orderID*. In addition to illustrating the use of the *requestTimestamp* field, Option 1 illustrates how a modification must be reported when a new Order Key is not assigned. In addition to illustrating the use of the Order Modification Request event, Option 2 illustrates how a modification must be reported when a new Order Key is assigned.

Option 1:

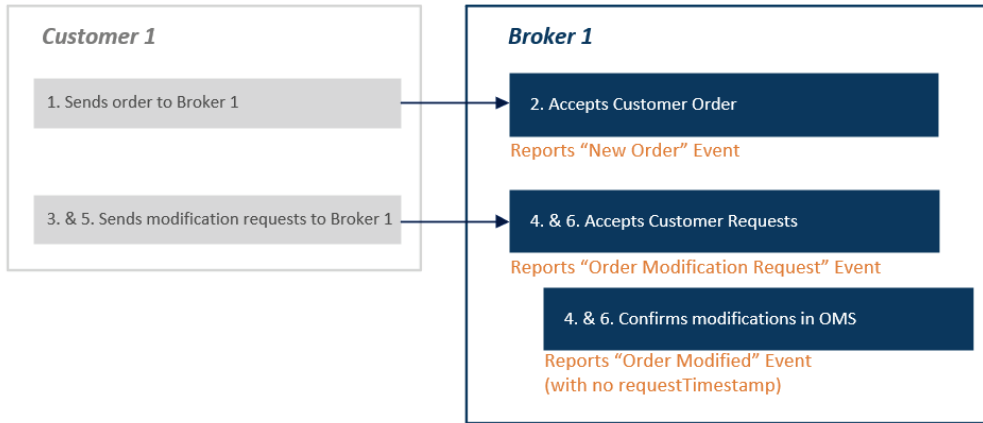


Industry Member Broker 1 is required to report:

- The receipt of the customer order (New Order event)
- The receipt of the customer modification requests (*requestTimestamp* in Order Modified event)
- The confirmation of the customer modification (*eventTimestamp* in Order Modified event)

Since Broker 1 is populating the *requestTimestamp* field in the Order Modified event, an Order Modification Request event must not be reported.

Option 2:



Industry Member Broker 1 is required to report:

- The receipt of the customer order (New Order event)
- The receipt of the customer modification requests (Order Modification Request events)
- The confirmation of the customer modification (Order Modified event)

Since Broker 1 is reporting a separate Order Modification Request event in this example, the *requestTimestamp* in the Order Modified event must be blank.

#	Step	Reported Event	Comments
1	Customer sends an order to Broker 1	NA	
2	Broker 1 accepts the customer order	<p><b>Broker 1 reports a <i>New Order</i> event</b></p> <p>type: MENO            orderKeyDate: 20180417T000000            orderID: O12321            symbol: XYZ            eventTimestamp: 20180417T143030.234456            manualFlag: false            deptType: T            side: B            price: 9.99            quantity: 1000            orderType: LMT            timeInForce: DAY=20180417            tradingSession: REG            custDspIntrFlag: false            firmDesignatedID: IN004            accountHolderType: A            affiliateFlag: false            negotiatedTradeFlag: false            representativeInd: N</p>	

#	Step	Reported Event	Comments	
3	Customer sends the modification request to the Broker 1	NA		
4	The customer request is received, and the order is modified at the firm	<p><b><u>OPTION 1</u></b></p> <p><i>Broker 1 reports an <b>Order Modified event</b> using the <i>requestTimestamp</i>.</i></p> <p>type: MEOM  orderKeyDate: 20180417T000000  orderID: O12321  symbol: XYZ  priorOrderKeyDate:  priorOrderID:  eventTimestamp: 20180417T143035.236456  manualFlag: false  receiverIMID:  senderIMID:  senderType:  routedOrderID:  initiator: C  side: B  price: 10.00  quantity: 1000  leavesQty: 1000  orderType: LMT  timeInForce:  DAY=20180417  tradingSession: REG  custDspIntrFlag: false  requestTimestamp: 20180417T143035.236456</p>	<p><b><u>OPTION 2</u></b></p> <p><i>Broker 1 reports an <b>Order Modification Request event</b></i></p> <p>type: MEOMR  orderKeyDate: 20180417T000000  orderID: O12321  symbol: XYZ  eventTimestamp: 20180417T143035.236456  manualFlag: false  receiverIMID:  senderIMID:  senderType:  side: B  price: 10.00  quantity: 1000  orderType: LMT  timeInForce:  DAY=20180417  tradingSession: REG  custDspIntrFlag: false</p> <p><i>Broker 1 reports an <b>Order Modified event</b></i></p> <p>type: MEOM  orderKeyDate: 20180417T000000  orderID: OM1234  symbol: XYZ  priorOrderKeyDate: 20180417T000000  priorOrderID: O12321  eventTimestamp: 20180417T143035.236456  manualFlag: false  receiverIMID:  senderIMID:  senderType:  routedOrderID:</p>	<p>In this example, the <i>eventTimestamp</i> in the Order Modified events is the same time that the request was received from the customer.</p> <p>Option 1:  Since the <i>requestTimestamp</i> is populated, Broker 1 must not report a separate Order Modification Request event.</p> <p>Since no new Order Key is assigned, the Prior Order Key fields must be left blank, and the Order Modified event will be linked to the New Order event using the Order Key.</p> <p>Option 2:  Since an Order Modification Request event was reported, the <i>requestTimestamp</i> in the Order Modified event must be blank.</p> <p>Since a new Order Key is assigned, the Prior Order Key with <i>orderID</i> O12321 must be populated in the <i>priorOrderID</i> field. The Prior Order Key links the Order Modified event with the New Order event.</p> <p>The Order Modification Request event must maintain the same <i>orderID</i> O12321 as the New Order event for which the modification is being requested.</p> <p>In both options:  Since the modification was received from a non-CAT reporting customer, the <i>receiverIMID</i>,</p>

#	Step	Reported Event		Comments
			initiator: C side: B price: 10.00 quantity: 1000 leavesQty: 1000 orderType: LMT timeInForce: DAY=20180417 tradingSession: REG custDsplntrFlag: false requestTimestamp:	<i>senderIMID, senderType, and routedOrderID</i> fields are not required.  Note that, since the change to the order was only to the limit price, an MEOJ event could have alternatively been used to report the customer order modification.
5	Customer sends another modification request to the Broker 1	NA		
6	The customer request is received and the order is modified at the firm	<u><b>OPTION 1</b></u>  <i>Broker 1 reports an <b>Order Modified event</b> using the requestTimestamp</i>  type: MEOM orderKeyDate: 20180417T000000 orderID: O12321 symbol: XYZ priorOrderKeyDate: priorOrderID: eventTimestamp: 20180417T143041.046151 manualFlag: false receiverIMID: senderIMID: senderType: routedOrderID: initiator: C side: B price: 10.01 quantity: 1000 leavesQty: 1000 orderType: LMT timeInForce: DAY=20180417 tradingSession: REG custDsplntrFlag: false requestTimestamp: 20180417T143041.046151	<u><b>OPTION 2</b></u>  <i>Broker 1 reports an <b>Order Modification Request event</b></i>  type: MEOMR orderKeyDate: 20180417T000000 orderID: OM1234 symbol: XYZ eventTimestamp: 20180417T143041.046151 manualFlag: false receiverIMID: senderIMID: senderType: side: B price: 10.01 quantity: 1000 orderType: LMT timeInForce: DAY=20180417 tradingSession: REG custDsplntrFlag: false  <i>Broker 1 reports an <b>Order Modified event</b></i>  type: MEOM orderKeyDate: 20180417T000000	In this example, the <i>eventTimestamp</i> in the Order Modified events is the same time that the request was received from the customer.  Option 1: Since the <i>requestTimestamp</i> is populated, Broker 1 must not report a separate Order Modification Request event.  Since no new Order Key is assigned, the Prior Order Key fields must be left blank, and the Order Modified event will be linked to the previous Order Modified event using the Order Key.  Option 2: Since an Order Modification Request event was reported, the <i>requestTimestamp</i> in the Order Modified event must be blank.  Since a new Order Key is assigned, the Prior Order Key with <i>orderID</i> OM1234 must be populated in the <i>priorOrderID</i> field. The Prior Order Key links the Order Modified event with

#	Step	Reported Event	Comments
		orderID: OM3456 symbol: XYZ priorOrderKeyDate: 20180417T143041.046151 priorOrderID: OM1234 eventTimestamp: 20180417T143041.046151 manualFlag: false receiverIMID: senderIMID: senderType: routedOrderID: initiator: C side: B price: 10.01 quantity: 1000 leavesQty: 1000 orderType: LMT timeInForce: DAY=20180417 tradingSession: REG custDspIntrFlag: false requestTimestamp:	the previous Order Modified event.  The Order Modification Request event must maintain the same <i>orderID</i> OM1234 as the previous Order Modified event for which the modification is being requested.  In both options:  Since the modification was received from a non-CAT reporting customer, the <i>receiverIMID</i> , <i>senderIMID</i> , <i>senderType</i> , and <i>routedOrderID</i> fields are not required.  Note that, since the change to the order was only to the limit price, an MEOJ event could have alternatively been used to report the customer order modification.

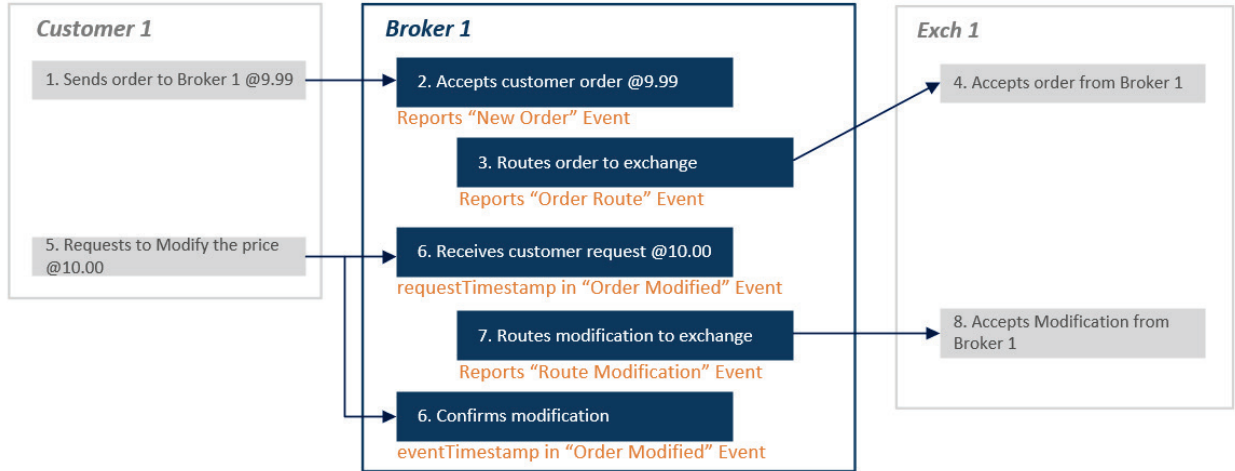
**2.5.2 Customer Requested Modification of an Order Previously Routed to an Exchange**

This scenario illustrates the CAT reporting requirements when a customer requests a modification on an order that the Industry Member had previously routed to an exchange.

Industry Members are required to capture the *eventTimestamp* in Order Modified events reflecting the time the order was modified (e.g., the time that the order was confirmed to be modified in the firm’s OMS/EMS). In this example, the *eventTimestamp* reflects the time that acknowledgement was received from the exchange. Industry Members are also required to capture the time that the request was received from the customer in the *requestTimestamp* field in the Order Modified event, or in a separate Order Modification Request event. In this scenario, the modification is reflected using the *requestTimestamp* in the Order Modified event.

For the exchange route portion of the scenario, the Industry Member may report either a modification of the route that was sent to the exchange or the cancellation of the original route that was sent to the exchange followed by a new route based on its order handling practices, as illustrated in Options 1 and 2 below.

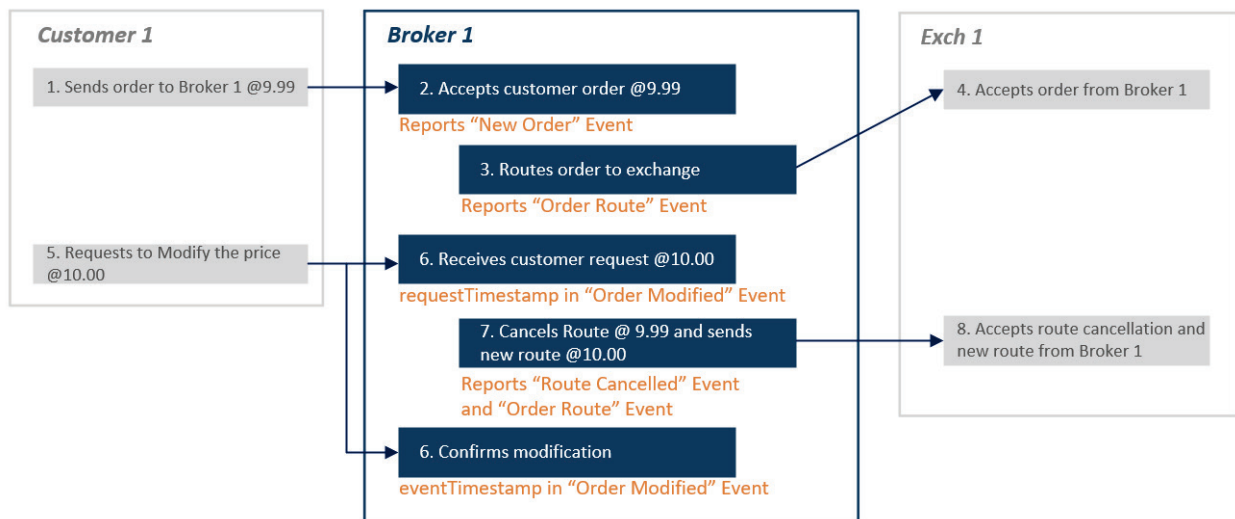
Option 1:



Industry Member Broker 1 is required to report:

- The receipt of customer order (New Order event)
- The route to the exchange (Order Route event)
- The receipt of the customer modification request (*requestTimestamp* in Order Modified event)
- The confirmation of the customer modification (*eventTimestamp* in Order Modified event)
- The modification of the route of the modification to the exchange (Route Modified event)

Option 2:



Industry Member Broker 1 is required to report:

- The receipt of customer order (New Order event)
- The route to the exchange (Order Route event)

- The receipt of the customer modification request (*requestTimestamp* in Order Modified event)
- The confirmation of the customer modification (*eventTimestamp* in Order Modified event)
- The cancellation of the original route of the modification to the exchange (Route Cancelled event)
- The route of the modification to the exchange (Order Route event)

#	Step	Reported Event	Comments
1	Customer sends an order to Broker 1	NA	
2	Broker 1 accepts the customer order	<p><i>Broker 1 reports a <b>New Order event</b></i></p> <p>type: MENO  orderKeyDate: 20180417T000000  orderID: O12321  symbol: XYZ  eventTimestamp: 20180417T143030.234456  manualFlag: false  deptType: A  side: B  price: 9.99  quantity: 1000  orderType: LMT  timeInForce: DAY=20180417  tradingSession: REG  custDspIntrFlag: false  firmDesignatedID: IN004  accountHolderType: A  affiliateFlag: false  negotiatedTradeFlag: false  representativeInd: N</p>	
3	Broker 1 routes the order to EXCH1	<p><i>Broker 1 reports an <b>Order Route event</b></i></p> <p>type: MEOR  orderKeyDate: 20180417T000000  orderID: O12321  symbol: XYZ  eventTimestamp: 20180417T143030.236456  manualFlag: false  senderIMID: 123:FRMA  destination: EXCH1  destinationType: E  routedOrderID: RTAO12321  session: s6  side: B  price: 9.99</p>	

#	Step	Reported Event	Comments	
		quantity: 1000 orderType: LMT timeInForce: DAY=20180417 tradingSession: REG affiliateFlag: false isoInd: NA		
4	EXCH1 accepts the order from Broker 1	<i>Exchange 1 reports a Participant <b>Order Accepted</b> event</i>		
5	Customer requests the modification	NA		
6	The customer request is received and the order is modified at the firm	<b>Broker 1 reports an <i>Order Modified</i> event</b>  type: MEOM orderKeyDate: 20180417T000000 orderID: OM12322 symbol: XYZ priorOrderKeyDate: 20180417T000000 priorOrderID: O12321 eventTimestamp: 20180417T143032.236456 manualFlag: false receiverIMID: senderIMID: senderType: routedOrderID: initiator: C side: B price: 10.00 quantity: 1000 leavesQty: 1000 orderType: LMT timeInForce: DAY=20180417 tradingSession: REG custDspIntrFlag: false requestTimestamp: 20180417T143030.654456	<p>Upon receipt of the modification, Broker 1 assigns a new Order Key with <i>orderID</i> OM12322.</p> <p>The Prior Order Key with <i>orderID</i> O12321 must be populated in the <i>priorOrderID</i> field. The Prior Order Key links the Order Modified event with the New Order event.</p> <p>Since the modification was received from a non-CAT reporting customer, the <i>receiverIMID</i>, <i>senderIMID</i>, <i>senderType</i>, and <i>routedOrderID</i> fields are not required</p> <p>In this example, the <i>eventTimestamp</i> is the time that acknowledgement was received from the exchange, which is after the <i>eventTimestamp</i> in the corresponding events in step 7.</p> <p>Since the <i>requestTimestamp</i> is populated, Broker 1 must not report a separate Order Modification Request event.</p>	
7	Broker 1 communicates the modification to EXCH1	<u><b>OPTION 1</b></u>  <i>Broker 1 reports a <b>Route Modified</b> event</i>	<u><b>OPTION 2</b></u>  <i>Broker 1 reports a <b>Route Cancelled</b> event</i>	In Option 1, Broker 1 reports a Route Modified event and assigns a new <i>routedOrderID</i> RTAO5555. The



#	Step	Reported Event		Comments
		type: MEMR orderKeyDate: 20180417T000000 orderID: OM12322 symbol: XYZ eventTimestamp: 20180417T143032.236456 manualFlag: false senderIMID: 123:FRMA destination: EXCH1 destinationType: E routedOrderID: RTAO555 priorRoutedOrderID: RTAO12321 session: s6 side: B price: 10.00 quantity: 1000 orderType: LMT timeInForce: DAY=20180417 tradingSession: REG affiliateFlag: false isoInd: NA dupROIDCond: false multiLegInd: false	type: MECR orderKeyDate: 20180417T000000 orderID: OM12322 symbol: XYZ eventTimestamp: 20180417T143032.236456 manualFlag: false cancelQty: 1000 senderIMID: 123:FRMA destination: EXCH1 destinationType: E routedOrderID: RTAO12321 session: s6 multiLegInd: false  <b>Broker 1 reports an Order Route event</b> type: MEOR orderKeyDate: 20180417T000000 orderID: OM12322 symbol: XYZ eventTimestamp: 20180417T143032.236456 manualFlag: false senderIMID: 123:FRMA destination: EXCH1 destinationType: E routedOrderID: RTAO555 session: s6 side: B price: 10.00 quantity: 1000 orderType: LMT timeInForce: DAY=20180417 tradingSession: REG affiliateFlag: false isoInd: NA	<p><i>priorRoutedOrderID</i> field must be populated with the <i>routedOrderID</i> of the route being modified RTAO12321, and the <i>dupROIDCond</i> must be 'false'.</p> <p>In Option 2, Broker 1 reports a Route Cancelled event for <i>routedOrderID</i> RTAO12321 and reports a new Order Route event for <i>routedOrderID</i> RTAO5555</p> <p>In its MEMR/MECR event, Broker 1 may reference either the <i>orderID</i> of the original Order Route event, or the <i>orderID</i> of the immediately preceding Order Modified event.</p>
8	EXCH1 updates the order	<b><u>OPTION 1</u></b> <i>Exchange 1 reports a Participant <b>Order Modified</b> event</i>	<b><u>OPTION 2</u></b> <i>Exchange 1 reports a Participant <b>Order Cancelled event and Order Accepted event</b></i>	

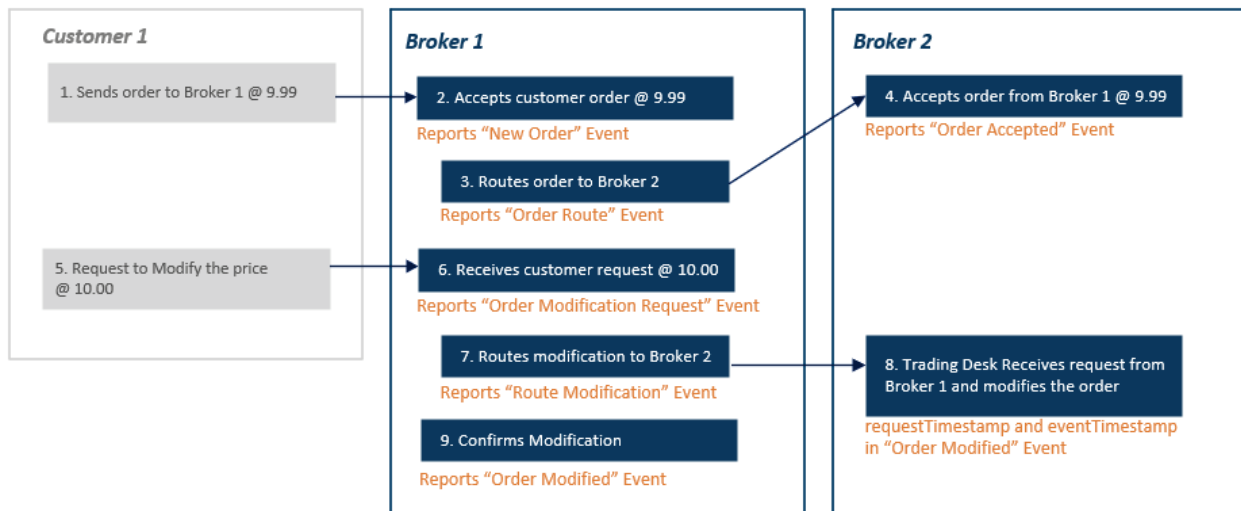
### 2.5.3 Customer Requested Modification of Order Previously Routed to another Industry Member

This scenario illustrates the CAT reporting requirements when a customer requests a modification on an order that was previously routed to another Industry Member.

Industry Members are required to capture the *eventTimestamp* in Order Modified events reflecting the time the order was modified (e.g., the time that the order was confirmed to be modified in the firm's OMS/EMS). In this example, the *eventTimestamp* for Broker 1 reflects the time that acknowledgement was received from Broker 2, and the *eventTimestamp* for Broker 2 reflects the same time that the request was received from Broker 1. Industry Members are also required to capture the time that the request was received from the customer in the *requestTimestamp* field in the Order Modified event, or in a separate Order Modification Request event. In this example, Broker 1 reports a separate Order Modified and Order Modification Request events, and Broker 2 reports an Order Modified event using the *requestTimestamp* field.

For the interfirm route portion of the scenario, Industry Member Broker 1 routing the order may report either a modification of the route that was sent or the cancellation of the original route that was sent to Broker 2 followed by a new route based on its order handling practices, as illustrated in Options 1 and 2 below.

Option 1:



Industry Member Broker 1 is required to report:

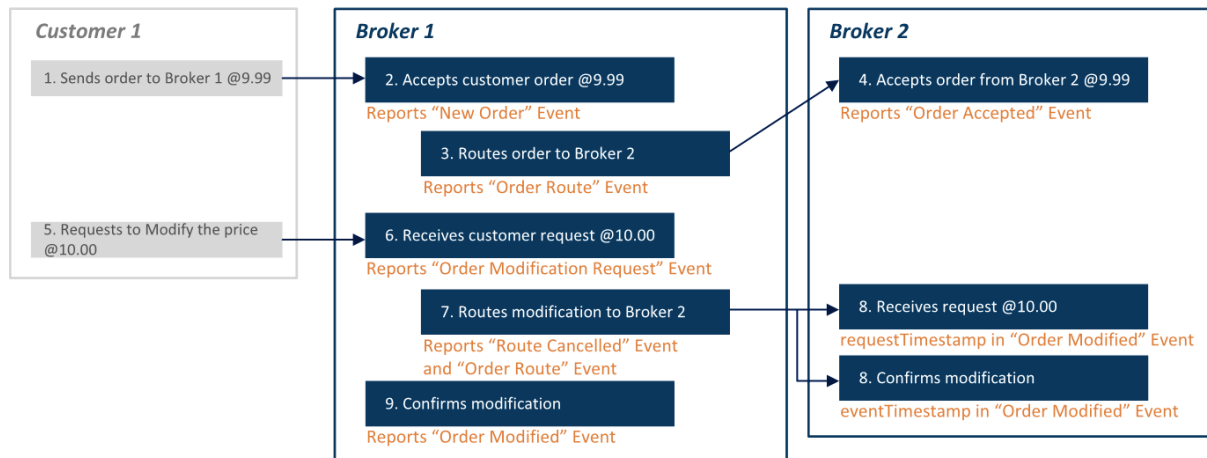
- The receipt of the customer order (New Order event)
- The route of the order to Broker 2 (Order Route event)
- The receipt of the customer modification request (*requestTimestamp* in Order Modified event)
- The modification of the route of the of the modification to Broke 2 (Route Modified event)

- The confirmation of the customer modification (*eventTimestamp* in Order Modified event)

Industry Member Broker 2 is required to report:

- The receipt of the order from Broker 1 (Order Accepted event)
- The receipt of the modification request from Broker 1 (*requestTimestamp* in Order Modified event)
- The confirmation of the modification (*eventTimestamp* in Order Modified event)

Option 2:



Industry Member Broker 1 is required to report:

- The receipt of the customer order (New Order event)
- The route of the order to Broker 2 (Order Route event)
- The receipt of the customer modification request (*requestTimestamp* in Order Modified event)
- The cancellation of the original route of the modification to Broker 2 (Route Cancelled event)
- The confirmation of the customer modification (*eventTimestamp* in Order Modified event)
- The route of the modification to Broker 2 (Order Route event)

Industry Member Broker 2 is required to report:

- The receipt of the order from Broker 1 (Order Accepted event)
- The receipt of the modification request from Broker 1 (*requestTimestamp* in Order Modified event)
- The confirmation of the modification (*eventTimestamp* in Order Modified event)

#	Step	Reported Event	Comments
1	Customer sends a Buy order to Broker 1	NA	
2	Broker 1 accepts the customer order	<p><b>Broker 1 reports a <i>New Order event</i></b></p> <p>type: MENO  orderKeyDate: 20180417T000000  orderID: O23456  symbol: XYZ  eventTimestamp: 20180417T143035.234456  manualFlag: false  deptType: A  side: B  price: 9.99  quantity: 1000  orderType: LMT  timeInForce: DAY=20180417  tradingSession: REG  custDsplntrFlag: false  firmDesignatedID: INS001  accountHolderType: A  affiliateFlag: false  negotiatedTradeFlag: false  representativeInd: N</p>	
3	Broker 1 routes the order to Broker 2	<p><b>Broker 1 reports an <i>Order Route event</i></b></p> <p>type: MEOR  orderKeyDate: 20180417T000000  orderID: O23456  symbol: XYZ  eventTimestamp: 20180417T143035.234556  manualFlag: false  senderIMID: 123:FRMA  destination: 4576:FRMB  destinationType: F  routedOrderID: AO222  side: B  price: 9.99  quantity: 1000  orderType: LMT  timeInForce: DAY=20180417  tradingSession: REG  affiliateFlag: false  isoInd: NA</p>	
4	Broker 2 accepts the order from	<p><b>Broker 2 reports an <i>Order Accepted event</i></b></p>	

#	Step	Reported Event	Comments	
	Broker 1	type: MEOA orderKeyDate: 20180417T000000 orderID: O34567 symbol: XYZ eventTimestamp: 20180417T143035.323556 manualFlag: false receiverIMID: 456:FRMB senderIMID: 123:FRMA senderType: F routedOrderID: AO222 affiliateFlag: false deptType: A side: B price: 9.99 quantity: 1000 orderType: LMT timeInForce: DAY=20180417 tradingSession: REG isoInd: NA custDsplntrFlag: false		
5	Customer requests the modification	NA	Customer amends order to price of \$10.00	
6	The customer request is received by Broker 1	<i>Broker 1 reports an <b>Order Modification Request event</b></i> type: MEOMR orderKeyDate: 20180417T000000 orderID: O23456 symbol: XYZ eventTimestamp: 20180417T143042.134333 manualFlag: false receiverIMID: senderIMID: senderType: side: B price: 10.00 quantity: 1000 orderType: LMT timeInForce: DAY=20180417 tradingSession: REG isoInd: NA custDsplntrFlag: false	The Order Modification Request event must maintain the same <i>orderID</i> O23456 as the New Order event for which the modification is being requested.	
7	Broker 1 communicates the modification to Broker 2	<u><b>Option 1</b></u>  <i>Broker 1 reports a <b>Route Modified event</b></i>	<u><b>Option 2</b></u>  <i>Broker 1 reports a <b>Route Cancelled event</b></i>	In Option 1, Broker 1 reports a Route Modified event and assigns a new <i>routedOrderID</i> MAO222. The <i>priorRoutedOrderID</i> field must be populated

#	Step	Reported Event		Comments
		type: MEMR orderKeyDate: 20180417T000000 orderID: O23456 symbol: XYZ eventTimestamp: 20180417T143042.234333 manualFlag: false senderIMID: 123:FRMA destination: 4576:FRMB destinationType: F routedOrderID: MAO222 priorRoutedOrderID: AO222 side: B price: 10.00 quantity: 1000 orderType: LMT timeInForce: DAY=20180417 tradingSession: REG affiliateFlag: false isoInd: NA dupROIDCond: false multiLegInd: false	type: MECR orderKeyDate: 20180417T000000 orderID: O23456 symbol: XYZ eventTimestamp: 20180417T143042.234333 manualFlag: false senderIMID: 123:FRMA destination: 4576:FRMB destinationType: F routedOrderID: AO222 multiLegInd: false  <i>Broker 1 reports an <b>Order Route event</b></i>  type: MEOR orderKeyDate: 20180417T000000 orderID: O23456 symbol: XYZ eventTimestamp: 20180417T143042.234333 manualFlag: false senderIMID: 123:FRMA destination: 456:FRMB destinationType: F routedOrderID: MAO222 side: B price: 10.00 quantity: 1000 orderType: LMT timeInForce: DAY=20180417 tradingSession: REG affiliateFlag: false isoInd: NA	with the <i>routedOrderID</i> of the route being modified AO222, and the <i>dupROIDCond</i> must be 'false'.  In Option 2, Broker 1 reports a Route Cancelled event for <i>routedOrderID</i> AO222 and reports a new Order Route event for <i>routedOrderID</i> MAO222  The events in this step may contain the <i>orderID</i> of the related New Order event O23456 or the related Order Modified event in Step 9 O23456M
8	Broker 2 receives the request from Broker 1 and modifies the order per the customer's instructions	<i>Broker 2 reports an <b>Order Modified event</b></i>  type: MEOM orderKeyDate: 20180417T000000 orderID: O34567M symbol: XYZ priorOrderKeyDate: 20180417T000000 priorOrderID: O34567 eventTimestamp: 20180417T143042.524333		Upon receipt of the modification, Broker 1 assigns a new Order Key with <i>orderID</i> O34567M.  The Prior Order Key with <i>orderID</i> O34567 must be populated in the <i>priorOrderID</i> field. The Prior Order Key links the Order Modified event with the Order Accepted

#	Step	Reported Event	Comments
		manualFlag: false receiverIMID: 456:FRMB senderIMID: 123:FRMA senderType: F routedOrderID: MAO222 initiator: C side: B price: 10.00 quantity: 1000 leavesQty: 1000 orderType: LMT timeInForce: DAY=20180417 tradingSession: REG isoInd: NA custDsplntrFlag: false requestTimestamp: 20180417T143042.524333	event.  In this example, the <i>eventTimestamp</i> for Broker 2 reflects the same time that the request was received from Broker 1.  Since the <i>requestTimestamp</i> is populated, Broker 2 must not report a separate Order Modification Request event.
9	Broker 2 confirms the modification in its OMS	<b>Broker 1 reports an <i>Order Modified event</i></b>  type: MEOM orderKeyDate: 20180417T000000 orderID: O23456M symbol: XYZ priorOrderKeyDate: 20180417T000000 priorOrderID: O23456 eventTimestamp: 20180417T143042.724333 manualFlag: false receiverIMID: senderIMID: senderType: routedOrderID: initiator: C side: B price: 10.00 quantity: 1000 leavesQty: 1000 orderType: LMT timeInForce: DAY=20180417 tradingSession: REG isoInd: NA custDsplntrFlag: false requestTimestamp:	Upon receipt of the modification, Broker 1 assigns a new Order Key with <i>orderID</i> O23456M.  The Prior Order Key with <i>orderID</i> O23456 must be populated in the <i>priorOrderID</i> field. The Prior Order Key links the Order Modified event with the New Order event.  Since the modification was received from a non-CAT reporting customer, the <i>receiverIMID</i> , <i>senderIMID</i> , <i>senderType</i> , and <i>routedOrderID</i> fields are not required.  In this example, the <i>eventTimestamp</i> for Broker 1 reflects the time that acknowledgement was received from Broker 2, which is after the <i>eventTimestamp</i> of the corresponding Order Route event.  Since an Order Modification Request event was reported, the <i>requestTimestamp</i> in the Order Modified event must be blank.

## 2.5.4 System Driven Modification of Previously Routed Order

This scenario illustrates the CAT reporting requirements when an Industry Member receives a customer order with instructions to handle the order using a specific proprietary trading algorithm.<sup>2</sup> The Industry Member routes the order using its trading algorithm to another Industry Member, and then the trading algorithm modifies the route. In this scenario, since the order modification was initiated by the trading algorithm, the routing Industry Member Broker 1 is required to report a Route Modified event.



Industry Member Broker 1 is required to report:

- The receipt of the customer order (New Order event with *handlingInstructions* of 'ALG')
- The route of the order to Broker 2 (Order Route event)
- The modification of the route by the trading algorithm (Route Modified event)

Industry Member Broker 2 is required to report:

- The receipt of the order from Broker 1 (Order Accepted event)
- The receipt of the customer modification request (*requestTimestamp* in Order Modified event)
- The confirmation of the customer modification (*eventTimestamp* in Order Modified event)

Refer to [CAT FAQ D29](#) for information on populating *handlingInstructions* for orders received or originated with instructions to work the order using a trading algorithm.

Industry Members are required to capture the *eventTimestamp* in Order Modified events reflecting the time the order was modified (e.g., the time that the order was confirmed to be modified in the firm's OMS/EMS). In this example, the *eventTimestamp* for Broker 2 reflects the same time that the request was received from Broker 1. Industry Members are also required to capture the time that the request was received from the customer in the *requestTimestamp* field in the Order Modified event, or in a separate

<sup>2</sup> Trading Algorithm is defined in Appendix F of [the CAT Reporting Technical Specifications for Industry Members \("Technical Specifications"\)](#)



Order Modification Request event. In this example, Broker 2 reports the *requestTimestamp* field in its Order Modified event.

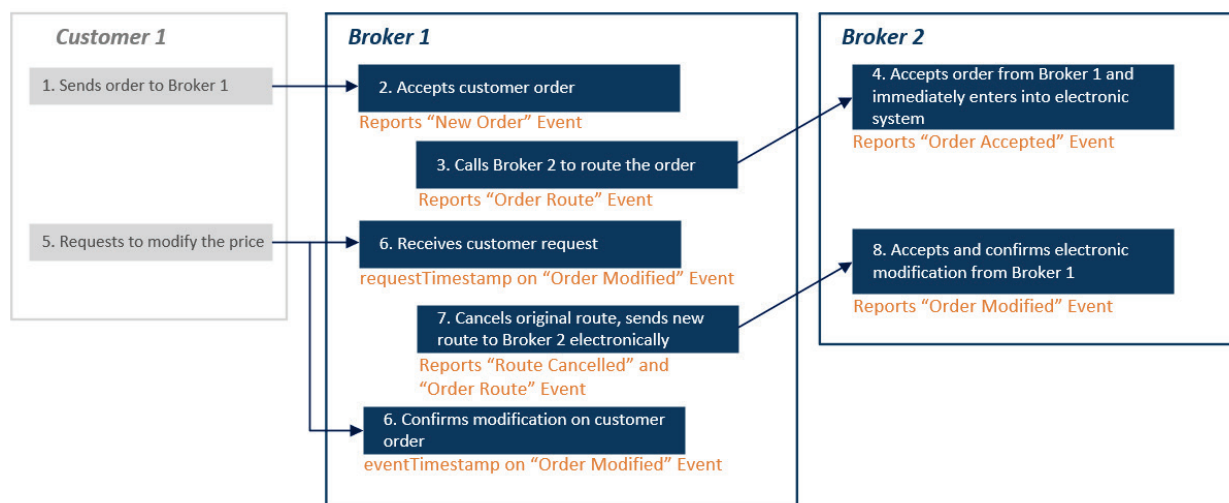
#	Step	Reported Event	Comments
1	Customer sends a Buy order to Broker 1 with instructions to handle the order using a trading algorithm	NA	
2	Broker 1 accepts the customer order	<p><b>Broker 1 reports a <i>New Order event</i></b></p> <p>type: MENO  orderKeyDate: 20180417T000000  orderID: O23456  symbol: XYZ  eventTimestamp: 20180417T143035.234456  manualFlag: false  deptType: A  side: B  price: 9.99  quantity: 1000  orderType: LMT  timeInForce: DAY=20180417  handlingInstructions: ALG  tradingSession: REG  custDsplntrFlag: false  firmDesignatedID: PR001  accountHolderType: A  affiliateFlag: false  negotiatedTradeFlag: false  representativeInd: N</p>	Broker 1 is required to populate the value of 'ALG' in the <i>handlingInstructions</i> field to indicate that the order was received with instructions to handle using a specific proprietary trading algorithm.
3	Broker 1's trading algorithm determines to route 500 shares of the order to Broker 2	<p><b>Broker 1 reports an <i>Order Route event</i></b></p> <p>type: MEOR  orderKeyDate: 20180417T000000  orderID: O23456  symbol: XYZ  eventTimestamp: 20180417T143035.234556  manualFlag: false  senderIMID: 123:FRMA  destination: 456:FRMB  destinationType: F  routedOrderID: AO222  side: B</p>	In this example, Broker 1 must not populate the value of 'ALG' in the <i>handlingInstructions</i> field, as this route was generated based on the trading algorithm, and is not being sent to a destination with instructions to use a trading algorithm.

#	Step	Reported Event	Comments
		price: 9.98 quantity: 500 orderType: LMT timeInForce: GTT =20180417T143036.000000 tradingSession: REG affiliateFlag: false isolInd: NA handlingInstructions:	
4	Broker 2 accepts the order from Broker 1	<b>Broker 2 reports an <i>Order Accepted</i> event</b>  type: MEOA orderKeyDate: 20180417T000000 orderID: O34567 symbol: XYZ eventTimestamp: 20180417T143035.323556 manualFlag: false receiverIMID: 456:FRMB senderIMID: 123:FRMA senderType: F routedOrderID: AO222 affiliateFlag: false deptType: A side: B price: 9.98 quantity: 500 orderType: LMT timeInForce: GTT=20180417T143036.000000 tradingSession: REG isolInd: NA custDspIntrFlag: false	
5	Broker 1's trading algorithm reduces the quantity to 300 shares	<b>Broker 1 reports a <i>Route Modified</i> event</b>  type: MEMR orderKeyDate: 20180417T000000 orderID: O23456 symbol: XYZ eventTimestamp: 20180417T143035.524333 manualFlag: false senderIMID: 123:FRMA destination: 456:FRMB	If Broker 1's trading algorithm cancelled the original route and sent a new route, Broker 1 could alternatively report a MECR event followed by a new MEOR event.

#	Step	Reported Event	Comments
		destinationType: F routedOrderID: AO223 priorRoutedOrderID: AO222 side: B price: 9.98 quantity: 300 orderType: LMT timeInForce: GTT =20180417T143036.000000 tradingSession: REG affiliateFlag: false isoInd: NA handlingInstructions: dupROIDCond: false multiLegInd: false	
6	Broker 2 modifies the order per Broker 1's instruction	<p><i>Broker 2 reports an <b>Order Modified event</b></i></p> type: MEOM orderKeyDate: 20180417T000000 orderID: O34567M symbol: XYZ priorOrderKeyDate: 20170417T000000 priorOrderID: O34567 eventTimestamp: 20180417T143035.524333 manualFlag: false receiverIMID: 456:FRMB senderIMID: 123:FRMA senderType: F routedOrderID: AO223 initiator: C side: B price: 9.98 quantity: 300 leavesQty: 300 orderType: LMT timeInForce: GTT=20180417T143036.000000 tradingSession: REG isoInd: NA custDsplntrFlag: false requestTimestamp: 20180417T143035.524333	<p>Upon receipt of the modification, Broker 2 assigns a new Order Key with <i>orderID</i> O34567M.</p> <p>The Prior Order Key with <i>orderID</i> O34567 must be populated in the <i>priorOrderID</i> field. The Prior Order Key links the Order Modified event with the Order Accepted event.</p> <p>In this example, the receipt time of the request is captured in the <i>requestTimestamp</i> field on the Order Modified event. Broker 2 may alternatively capture the request time using a separate Order Modification Request event.</p>

## 2.5.5 Manual Route, Followed by an Electronic Modification

This scenario illustrates reporting requirements when an Industry Member routes an order manually, then sends an electronic message to modify the Material Terms of the order.



Industry Member Broker 1 is required to report:

- The electronic receipt of the customer order (New Order event)
- The manual route of the order to Broker 2 (Order Route event)
- The electronic customer modification (Order Modified event)
- The cancellation of the original Order Route event (Route Cancelled event)
- The electronic route of the modification order to Broker 2 (Order Route event)

Industry Member Broker 2 is required to report:

- The manual receipt of the route from Broker 1 (Order Accepted event)
- The electronic modification from Broker 1 (Order Modified event)

Industry Members are required to report both an *eventTimestamp* and an *electronicTimestamp* for orders that are received manually and subsequently entered into an electronic system. If the order was received and systematized simultaneously, the values for the *eventTimestamp* and the *electronicTimestamp* must be the same. If the order is not systematized, an *electronicTimestamp* is not required. Refer to [CAT FAQ G4](#) for additional information.

Industry Members are required to capture the *eventTimestamp* in Order Modified events reflecting the time the order was modified (e.g., the time that the order was confirmed to be modified in the firm's OMS/EMS). In this example, the *eventTimestamp* for Broker 1 reflects the time that acknowledgement was received from Broker 2, and the *eventTimestamp* for Broker 2 reflects the same time that the request

was received from Broker 1. Industry Members are also required to capture the time that the request was received from the customer in the *requestTimestamp* field in the Order Modified event, or in a separate Order Modification Request event. In this example, the request time is captured in the *requestTimestamp* field on the Order Modified events.

#	Step	Reported Event	Comments
1	Customer sends a Buy order to Broker 1	NA	
2	Broker 1 accepts the customer order	<p><b>Broker 1 reports a <i>New Order event</i></b></p> <p>type: MENO  orderKeyDate: 20180417T000000  orderID: O23456  symbol: XYZ  eventTimestamp:  20180417T143035.234456  manualFlag: false  deptType: A  side: B  price: 9.99  quantity: 1000  orderType: LMT  timeInForce: DAY=20180417  tradingSession: REG  custDsplntrFlag: false  firmDesignatedID: INS001  accountHolderType: A  affiliateFlag: false  negotiatedTradeFlag: false  representativeInd: N</p>	
3	Broker 1 calls Broker 2 to route the order	<p><b>Broker 1 reports an <i>Order Route event</i></b></p> <p>type: MEOR  orderKeyDate: 20180417T000000  orderID: O23456  symbol: XYZ  eventTimestamp:  20180417T143058  manualFlag: true  electronicTimestamp:  senderIMID: 123:BRK1  destination: 456:BRK2  destinationType: F  routedOrderID:  side: B</p>	<p>The <i>eventTimestamp</i> on the Order Route event must capture the time at which Broker 1 called Broker 2 in step 2 (with granularity to at least seconds).</p> <p><i>electronicTimestamp</i> is not required, since the route was never systematized by Broker 1.</p> <p><i>routedOrderID</i> is not required on orders routed manually.</p>

#	Step	Reported Event	Comments
		price: 9.99 quantity: 1000 orderType: LMT timeInForce: DAY=20180417 tradingSession: REG affiliateFlag: false isolnd: NA	
4	Broker 2 receives the order and immediately enters the order into an electronic system.	<b>Broker 2 reports an <i>Order Accepted event</i></b>  Type: MEOA orderKeyDate: 20180417T000000 orderID: B2O908 symbol: XYZ eventTimestamp: 20180417T143059.123456 manualFlag: true electronicTimestamp: 20180417T143059.123456 receiverIMID: 456:BRK2 senderIMID: 123:BRK1 senderType: F affiliateFlag: false deptType: A side: B price: 9.99 quantity: 1000 orderType: LMT timeInForce: DAY=20180417 tradingSession: REG isolnd: NA custDspIntrFlag: false	Since Broker 2 received the order manually and subsequently entered the order into an electronic system, Broker 2 is required to report both an <i>eventTimestamp</i> and an <i>electronicTimestamp</i> .  However, since Broker 2 simultaneously received and entered the order, the <i>eventTimestamp</i> and <i>electronicTimestamp</i> must reflect the same value.
5	Customer requests the modification to reduce the order quantity.	NA	
6	Broker 1 receives the customer request and the order is modified electronically per the customer's instructions	<b>Broker 1 reports an <i>Order Modified event</i></b>  type: MEOM orderKeyDate: 20180417T000000 orderID: O34567M symbol: XYZ priorOrderKeyDate: 20180417T000000 priorOrderID: O23456	Upon receipt of the modification, Broker 1 assigns a new Order Key with <i>orderID</i> O34567M.  The Prior Order Key with <i>orderID</i> O23456 must be populated in the <i>priorOrderID</i> field. The Prior Order Key links the Order Modified event with the New Order event.  Since the modification was received from a non-CAT reporting customer, the <i>receiverIMID</i> , <i>senderIMID</i> , <i>senderType</i> , and <i>routedOrderID</i> fields

#	Step	Reported Event	Comments
		eventTimestamp: 20180417T143110.223456 manualFlag: false receiverIMID: senderIMID: senderType: routedOrderID: initiator: C side: B price: 10.00 quantity: 900 leavesQty: 900 orderType: LMT timeInForce: DAY=20180417 tradingSession: REG isoInd: NA custDsplntrFlag: false requestTimestamp: 20180417T143109.529456	are not required.  In this example, the <i>eventTimestamp</i> for Broker 1 reflects the time that acknowledgement was received from Broker 2, which is after the <i>eventTimestamp</i> of the corresponding Order Route event.  In this example, the receipt time of the customer request is captured in the <i>requestTimestamp</i> field on the Order Modified event. Broker 1 may alternatively capture the request time using a separate Order Modification Request event.
7	Broker 1 sends a new route to Broker 2 electronically reflecting the modification and cancels the original route	<p><b>Broker 1 reports an Order Route event</b></p> type: MEOR orderKeyDate: 20180417T000000 orderID: O34567M symbol: XYZ eventTimestamp: 20180417T143110.140456 manualFlag: false senderIMID: 123:BRKR1 destination: 456:BRKB2 destinationType: F routedOrderID: RTO34567 side: B price: 9.99 quantity: 900 orderType: LMT timeInForce: DAY=20180417 tradingSession: REG affiliateFlag: false isoInd: NA <p><b>Broker 1 reports a Route Cancelled event</b></p> type: MECR	If Broker 1 modified the original route instead of sending a new route, Broker 1 could alternatively report a MEMR event.  In its MECR event, Broker 1 may reference either the <i>orderID</i> of the original Order Route event, or the <i>orderID</i> of the immediately preceding Order Modified event.

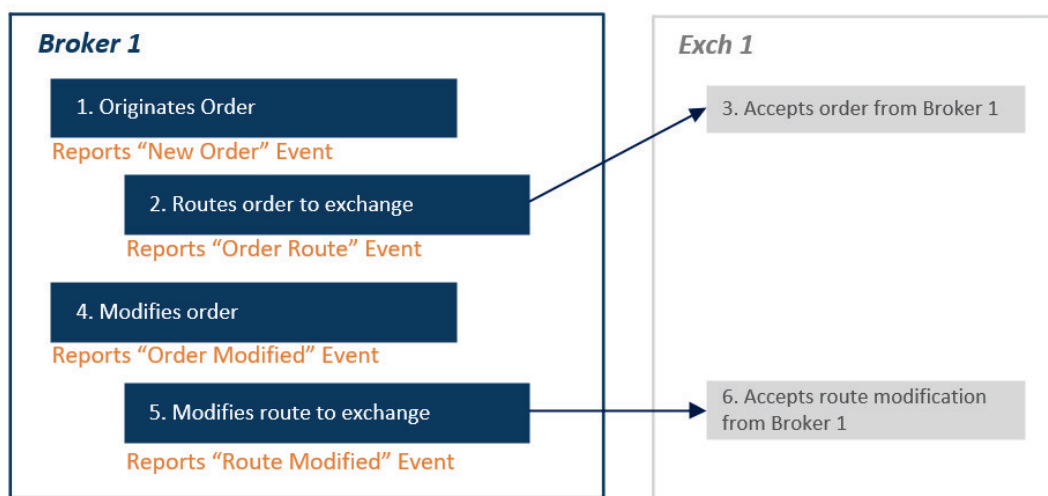
#	Step	Reported Event	Comments
		orderKeyDate: 20180417T000000 orderID: O34567M symbol: XYZ eventTimestamp: 20180417T143110.140456 manualFlag: true cancelQty: 900 electronicTimestamp: senderIMID: 123:BRK1 destination: 456:BRK2 destinationType: F routedOrderID: multiLegInd: false	
8	Broker 2 modifies the order per the customer's instructions.	<i>Broker 2 reports an <b>Order Modified event</b></i>  type: MEOM orderKeyDate: 20180417T000000 orderID: O99101 symbol: XYZ priorOrderKeyDate: 20180417T000000 priorOrderID: B2O908 eventTimestamp: 20180417T143110.140456 manualFlag: false receiverIMID: 456:BRK2 senderIMID: 123:BRK1 senderType: F routedOrderID: RTO34567 initiator: C side: B price: 9.99 quantity: 900 leavesQty: 900 orderType: LMT timeInForce: DAY=20180417 tradingSession: REG isoInd: NA custDsplIntrFlag: false requestTimestamp: 20180417T143110.140456	Upon receipt of the modification, Broker 2 assigns a new Order Key with <i>orderID</i> O99101.  The Prior Order Key with <i>orderID</i> B2O908 must be populated in the <i>priorOrderID</i> field. The Prior Order Key links the Order Modified event with the Order Accepted event.  In this example, the <i>eventTimestamp</i> for Broker 2 reflects the time that the request was received from Broker 1.



## 2.5.6 Modification to an Order Previously Routed to an Exchange that requires the use of the Original Routed Order ID

This scenario illustrates CAT reporting requirements when an Industry Member routes an order to an exchange that requires the use of the original Routed Order ID for a modification to an order that was previously routed to that exchange. This scenario is only applicable to orders modified and resent to exchanges with a requirement to reuse the Routed Order ID. In these instances, the routing firm must designate on the Order Route event that the Routed Order ID is duplicated.

This reporting scenario applies to orders originated by the firm as well as orders received from customers and from other Industry Members. The example documented in this scenario represents an order originated by the firm.



Industry Member Broker 1 is required to report:

- The origination of a principal order (New Order event)
- The route to an exchange (Order Route event)
- The order modification (Order Modified event) The modification of the exchange route (Route Modified event)

Industry Members are required to capture the *eventTimestamp* in Order Modified events reflecting the time the order was modified (e.g., the time that the order was confirmed to be modified in the firm's OMS/EMS). In this example, the *eventTimestamp* for Broker 1 reflects the time that acknowledgement was received from the exchange.

#	Step	Reported Event	Comments
1	Broker 1 originates order	<i>Broker 1 reports a <b>New Order event</b></i>	

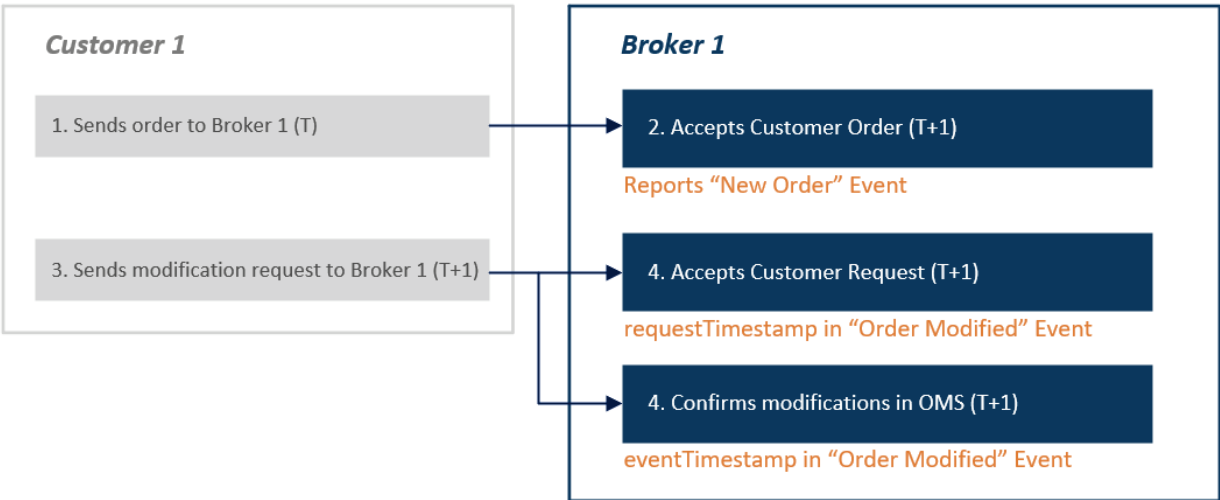
#	Step	Reported Event	Comments
		type: MENO orderKeyDate: 20180417T000000 orderID: O2500-0 symbol: XYZ eventTimestamp: 20180417T143030.234456 manualFlag: false deptType: T side: B price: 9.99 quantity: 1000 orderType: LMT timeInForce: DAY=20180417 tradingSession: REG custDsplntrFlag: false firmDesignatedID: PROP55 accountHolderType: P affiliateFlag: false negotiatedTradeFlag: false representativeInd: N	
2	Broker 1 routes the order to EXCH1	<i>Broker 1 reports an <b>Order Route event</b></i>  type: MEOR orderKeyDate: 20180417T000000 orderID: O2500-0 symbol: XYZ eventTimestamp: 20180417T143030.236456 manualFlag: false senderIMID: 123:FRMA destination: EXCH1 destinationType: E routedOrderID: ROID-001 session: s6 side: B price: 9.99 quantity: 1000 orderType: LMT timeInForce: DAY=20180417 tradingSession: REG affiliateFlag: false isoInd: NA dupROIDCond: false	Since Broker 1 is routing the order to a national securities exchange, <i>session</i> must be populated.
3	EXCH1 accepts the	<i>Exchange 1 reports a Participant</i>	

#	Step	Reported Event	Comments
	order from Broker 1	<b>Order Accepted event</b>	
4	Broker 1 modifies the order	<p><b>Broker 1 reports an Order Modified event</b></p> <p>type: MEOM  orderKeyDate: 20180417T000000  orderID: O2500-1  symbol: XYZ  priorOrderKeyDate: 20180417T000000  priorOrderID: O2500-0  eventTimestamp: 20180417T143031.536456  manualFlag: false  receiverIMID:  senderIMID:  senderType:  routedOrderID:  initiator: F  side: B  price: 10.00  quantity: 1000  leavesQty: 1000  orderType: LMT  timeInForce: DAY=20180417  tradingSession: REG  custDspIntrFlag: false  representativeInd: N  requestTimestamp:</p>	<p>Broker 1 modifies the order and assigns a new Order Key with <i>orderID</i> O2500-1.</p> <p>The Prior Order Key with <i>orderID</i> O2500-0 must be populated in the <i>priorOrderID</i> field. The Prior Order Key links the Order Modified event with the New Order event.</p> <p>In this example, the <i>eventTimestamp</i> for Broker 1 reflects the time that acknowledgement was received from the exchange, which is after the <i>eventTimestamp</i> of the corresponding Route Modified event.</p> <p>Broker 1 is not required to capture a request time in this scenario, as the modification was originated by the firm.</p>
5	Broker 1 routes the modification to EXCH1	<p><b>Broker 1 reports a Route Modified event</b></p> <p>type: MEMR  orderKeyDate: 20180417T000000  orderID: O2500-1  symbol: XYZ  eventTimestamp: 20180417T143031.436456  manualFlag: false  senderIMID: 123:FRMA  destination: EXCH1  destinationType: E  routedOrderID: ROID-001  priorRoutedOrderID:  session: s6  side: B  price: 10.00</p>	<p>Since Broker 1 is routing to an exchange which requires the reuse of the original Routed Order ID:</p> <ul style="list-style-type: none"> <li>The <i>routedOrderID</i> is populated with the same value as what was originally sent to the exchange</li> <li>The <i>dupROIDCond</i> field is set to 'true'. When 'true', CAT will allow the duplicated Route Linkage Key.</li> </ul> <p>If Broker 1 cancelled the original route and sent a new route instead of modifying the route, Broker 1 could alternatively report a MECR and MEOR event.</p> <p>In its MEMR event, Broker 1 may reference either the <i>orderID</i> of the original Order Route event, or the <i>orderID</i> of the immediately preceding Order Modified event.</p>

#	Step	Reported Event	Comments
		quantity: 1000 orderType: LMT timeInForce: DAY=20180417 tradingSession: REG affiliateFlag: false isoInd: NA dupROIDCond: true multiLegInd: false	
6	EXCH1 updates order	<i>Exchange 1 reports a Participant Order Modified event</i>	

**2.5.7 Modification of a Multi-day Order**

This scenario illustrates the CAT reporting requirements when a customer places an order with an Industry Member and modifies the order on a subsequent day.



Industry Member Broker 1 is required to report:

- The receipt of the customer order on T (New Order event)
- The receipt of the customer modification request on T+1 (*requestTimestamp* in Order Modified event)
- The confirmation of the customer modification on T+1 (*eventTimestamp* in Order Modified event)

Industry Members are required to capture the *eventTimestamp* in Order Modified events reflecting the time the order was modified (e.g., the time that the order was confirmed to be modified in the firm’s OMS/EMS). Industry Members are also required to capture the time that the request was received from the customer in the *requestTimestamp* field in the Order Modified event, or in a separate Order Modification Request event. In this example, the *eventTimestamp* reflects the same time that the request

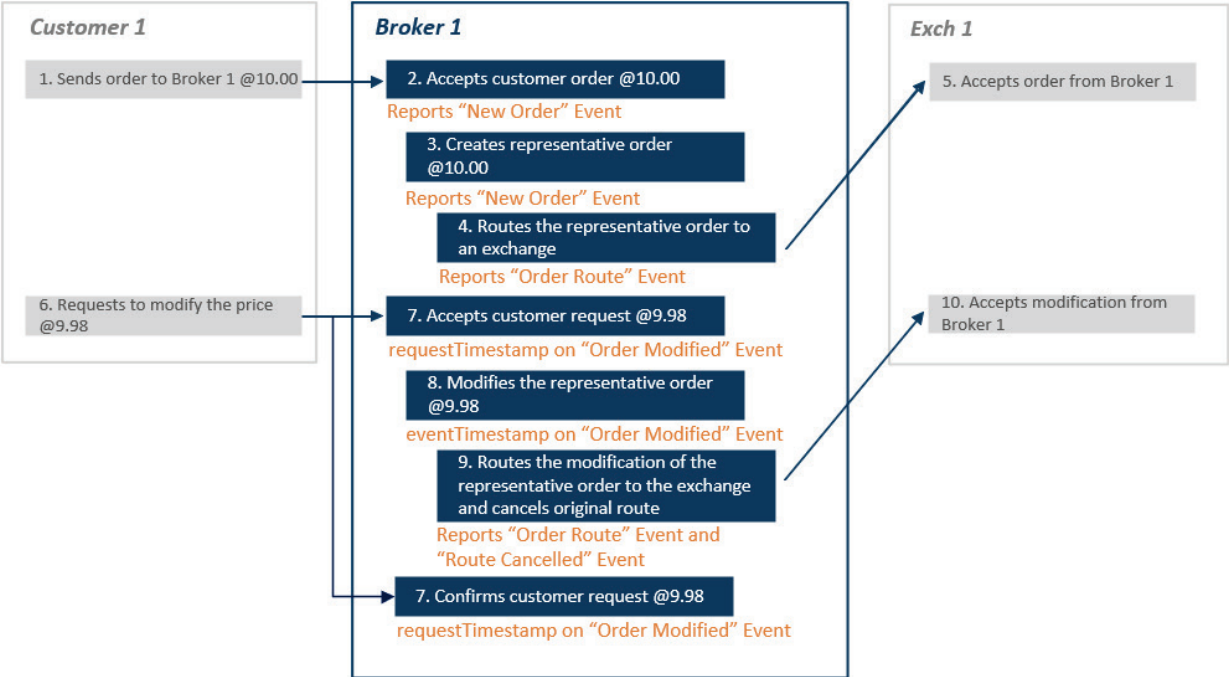
was received from the customer. In this example, the request time is captured in the *requestTimestamp* field on the Order Modified events.

#	Step	Reported Event	Comments
1	Customer sends an order to Broker 1	NA	
2	Broker 1 accepts the customer order	<p><b>Broker 1 reports a <i>New Order event</i></b></p> <p>type: MENO  orderKeyDate: 20180417T000000  orderID: O12321  symbol: XYZ  eventTimestamp: 20180417T143030.234456  manualFlag: false  deptType: T  side: B  price: 9.99  quantity: 1000  orderType: LMT  timeInForce: GTC  tradingSession: REG  custDsplntrFlag: false  firmDesignatedID: IN004  accountHolderType: A  affiliateFlag: false  negotiatedTradeFlag: false  representativeInd: N</p>	
3	Customer sends the modification request to the Broker 1 on T+1	NA	
4	The customer order is modified at the firm on T+1	<p><b>Broker 1 reports an <i>Order Modified event</i></b></p> <p>type: MEOM  orderKeyDate: 20180418T000000  orderID: OM12322  symbol: XYZ  priorOrderKeyDate: 20180417T000000  priorOrderID: O12321  eventTimestamp: 20180418T143035.236456  manualFlag: false  receiverIMID:  senderIMID:  senderType:</p>	<p>Upon receipt of the modification, Broker 1 assigns a new Order Key with <i>orderID</i> OM12322.</p> <p>The Prior Order Key with <i>orderID</i> O12321 must be populated in the <i>priorOrderID</i> field. The Prior Order Key links the Order Modified event with the New Order event.</p> <p>The <i>orderKeyDate</i> reflects the date and time that the new Order Key was assigned on T+1. The <i>priorOrderKeyDate</i> reflects the date and time that the Prior Order Key was assigned on T.</p> <p>Since the modification was received from a non-CAT reporting customer, the <i>receiverIMID</i>, <i>senderIMID</i>,</p>

#	Step	Reported Event	Comments
		routedOrderID: initiator: C side: B price: 10.00 quantity: 1000 leavesQty: 1000 orderType: LMT timeInForce: GTC tradingSession: REG custDspIntrFlag: false representativeInd: N requestTimestamp: 20180418T143035.236456	<i>senderType</i> , and <i>routedOrderID</i> fields are not required.  In this example, the receipt time of the customer request is captured in the <i>requestTimestamp</i> field on the Order Modified event. Broker 1 may alternatively capture the request time using a separate Order Modification Request event.

**2.5.8 Modification of a Customer Order Resulting in a Modification to the Corresponding Representative Order**

This scenario illustrates the CAT reporting requirements when a customer modifies an order, which results in a modification to the corresponding representative order. In this example, Industry Member Broker 1 generates a representative order to facilitate the execution of a customer order, and routes the order to an exchange for execution. The customer subsequently modifies the limit price on its order, and Broker 1 updates the limit price on its corresponding representative order.



Industry Member Broker 1 is required to report the following for the Customer Order:

- The receipt of the customer order (New Order event)
- The receipt of the customer modification request (*requestTimestamp* in Order Modified event)
- The confirmation of the modification of the representative order (*eventTimestamp* in Order Modified Event)

Industry Member Broker 1 is required to report the following for the Representative Order:

- The generation of a representative order (New Order event)
- The route of the representative order to an exchange (Order Route event)
- The route of the modification to the exchange (Order Route event)
- The cancellation of the original route to the exchange (Route Cancelled event)
- The confirmation of the customer modification (*eventTimestamp* in Order Modification event)

Explicit linkage between the customer order and the representative order is required through the *aggregatedOrders* field on the representative New Order event.

Industry Members are required to capture the *eventTimestamp* in Order Modified events reflecting the time the order was modified (e.g., the time that the order was confirmed to be modified in the firm's OMS/EMS). In this example, the *eventTimestamp* in both MEOM events reported by Broker 1 reflects the time that acknowledgement was received from the exchange. Industry Members are also required to capture the time that the request was received from the customer in the *requestTimestamp* field in the Order Modified event, or in a separate Order Modification Request event. In this example, the request time is captured in the *requestTimestamp* field on the Order Modified events.

#	Step	Reported Event	Comments
1	The customer sends an order to Broker 1	N/A	
2	Broker 1 accepts the customer order	<p><b>Broker 1 reports a <i>New Order event</i></b></p> <p>type: MENO  orderKeyDate: 20170801T000000  orderID: O12345  symbol: XYZ  eventTimestamp:  20170801T143030.123456  manualFlag: false  deptType: T  side: B  price: 10.00  quantity: 500  orderType: LMT</p>	

#	Step	Reported Event	Comments
		timeInForce: DAY=20170801 tradingSession: REG custDsplntrFlag: false firmDesignatedID: C12345 accountHolderType: A affiliateFlag: false negotiatedTradeFlag: false representativeInd: N	
3	Broker 1 generates a representative order	<i>Broker 1 reports a <b>New Order event</b></i>  type: MENO orderKeyDate: 20170801T000000 orderID: O12350 symbol: XYZ eventTimestamp: 20170801T143030.623456 manualFlag: false deptType: T side: B price: 10.00 quantity: 500 orderType: LMT timeInForce: DAY=20170801 tradingSession: REG custDsplntrFlag: false firmDesignatedID: C0005 accountHolderType: P affiliateFlag: false aggregatedOrders: O12345@20170801T000000@@ negotiatedTradeFlag: false representativeInd: Y	The <i>representativeInd</i> field must be populated with a value of 'Y' to indicate that the order is a representative order, and that explicit linkage is required.  The <i>aggregatedOrders</i> field must be populated.
4	Broker 1 routes the representative order to an exchange	<i>Broker 1 reports an <b>Order Route event</b></i>  type: MEOR orderKeyDate: 20170801T000000 orderID: O12350 symbol: XYZ eventTimestamp: 20170801T143031.123456 manualFlag: false senderIMID: 123:BRK1 destination: Exch1 destinationType: E	



#	Step	Reported Event	Comments
		routedOrderID: S9O12350 session: 1109 side: B price: 10.00 quantity: 500 orderType: LMT timeInForce: DAY=20170801 tradingSession: REG affiliateFlag: false isoInd: NA	
5	Exchange 1 accepts the order	<i>Exchange 1 reports a Participant <b>Order Accepted event</b></i>	
6	Customer sends a request to the Broker 1 to modify the limit price	NA	
7	Broker 1 receives the customer request and modifies the limit price on the customer order per the customer instruction	<i>Broker 1 reports an <b>Order Modified event</b></i>  type: MEOM orderKeyDate: 20170801T000000 orderID: OM12345 symbol: XYZ priorOrderKeyDate: 20170801T000000 priorOrderID: O12345 eventTimestamp: 20170801T143036.123456 manualFlag: false receiverIMID: senderIMID: senderType: routedOrderID: initiator: C side: B price: 9.98 quantity: 500 leavesQty: 500 orderType: LMT timeInForce: DAY=20170801 tradingSession: REG custDspIntrFlag: false representativeInd: N requestTimestamp: 20170801T143035.623456	In this example, the <i>eventTimestamp</i> reflects the time that acknowledgement was received from the exchange, which is after the <i>eventTimestamp</i> of the corresponding Order Route event.  In this example, the receipt time of the customer request is captured in the <i>requestTimestamp</i> field on the Order Modified event. Broker 1 may alternatively capture the request time using a separate Order Modification Request event.
8	Broker 1 modifies the limit price on the	<i>Broker 1 reports an <b>Order Modified event</b></i>	The <i>representativeInd</i> field must be populated with a value of 'Y' to

#	Step	Reported Event	Comments
	corresponding representative order	type: MEOM orderKeyDate: 20170801T000000 orderID: OM12350 symbol: XYZ priorOrderKeyDate: 20170801T000000 priorOrderID: O12350 eventTimestamp: 20170801T143036.123456 manualFlag: false receiverIMID: senderIMID: senderType: routedOrderID: initiator: F side: B price: 9.98 quantity: 500 leavesQty: 500 orderType: LMT timeInForce: DAY=20170801 tradingSession: REG custDsplNtrFlag: false aggregatedOrders: OM12345@20170801T000000@@ representativeInd: Y requestTimestamp:	<p>indicate that the order is a representative order, and that explicit linkage is required.</p> <p>The <i>aggregatedOrders</i> field must be populated, and must reflect the change in <i>orderID</i> of the related customer order.</p> <p>In this example, the <i>eventTimestamp</i> reflects the time that acknowledgement was received from the exchange.</p> <p>In accordance with <a href="#">FAQ B63</a>, the <i>initiator</i> field must be populated with a value of 'F'.</p> <p>Since the modification on the representative order was initiated by the firm, the <i>requestTimestamp</i> field is not required to be populated.</p>
9	Broker 1 sends a new route to the exchange reflecting the modification of the representative order and cancels the original route	<p><b>Broker 1 reports an <i>Order Route event</i></b></p> <p>type: MEOR            orderKeyDate: 20170801T000000            orderID: OM12350            symbol: XYZ            eventTimestamp: 20170801T143035.823456            manualFlag: false            senderIMID: 123:BRK1            destination: Exch1            destinationType: E            routedOrderID: S9O12360            session: 1109            side: B            price: 9.98            quantity: 500            orderType: LMT</p>	<p>If Broker 1 modified the route instead of cancelling the original route and sending a new route, Broker 1 could alternatively report a MEMR event.</p> <p>In its MECR event, Broker 1 may reference either the <i>orderID</i> of the original Order Route event, or the <i>orderID</i> of the immediately preceding Order Modified event.</p>

#	Step	Reported Event	Comments
		timeInForce: DAY=20170801 tradingSession: REG affiliateFlag: false isoInd: NA  <i>Broker 1 reports a <b>Route Cancelled event</b></i>  type: MECR orderKeyDate: 20170801T000000 orderID: OM12350 symbol: XYZ eventTimestamp: 20170801T143035.823456 manualFlag: false senderIMID: 123:BRK1 destination: Exch1 destinationType: E routedOrderID: S9O12350 session: 1109 multiLegInd: false	
10	Exchange 1 accepts the modification	<i>Exchange 1 reports a Participant <b>Order Modified event</b></i>	

## 2.6 Cancellation Scenarios

This section illustrates the CAT reporting requirements when an order is fully or partially cancelled. Refer to Section 4.10 of the [CAT Reporting Technical Specifications for Industry Members](#) for additional information.

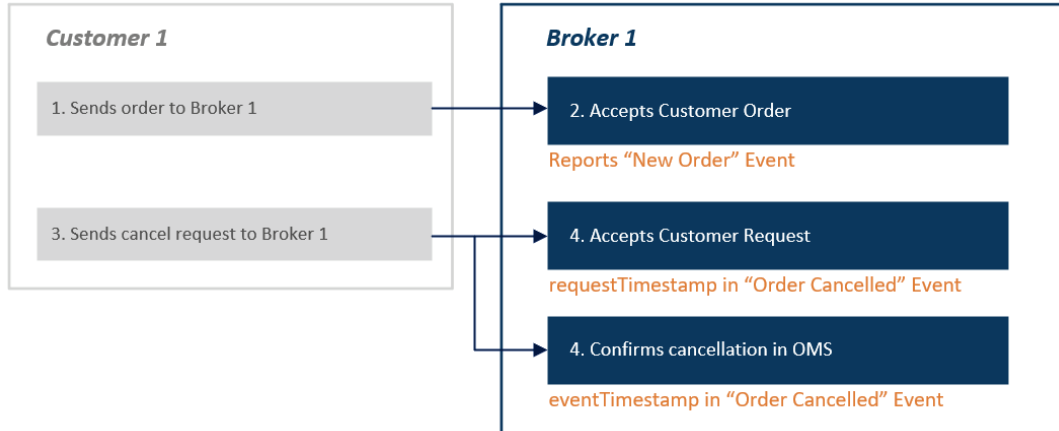
### 2.6.1 Full cancellation of a Customer Order

This scenario illustrates the CAT reporting requirements when a customer cancels an order placed with an Industry Member on the same day that it was created.

Industry Members are required to capture the *eventTimestamp* in Order Cancelled events reflecting the time the order was cancelled (e.g., the time that the order was confirmed to be cancelled in the firm's OMS/EMS). Industry Members are also required to capture the time that the request was received from the customer either in the *requestTimestamp* field in the Order Cancelled event, or in a separate Order Cancel Request event, as illustrated in Options 1 and 2 below. In this example, the *eventTimestamp* reflects the same time that the request was received from the customer.

For illustration purposes, actions taken by the Broker between the receipt of the original order and the cancellation are not included.

Option 1:

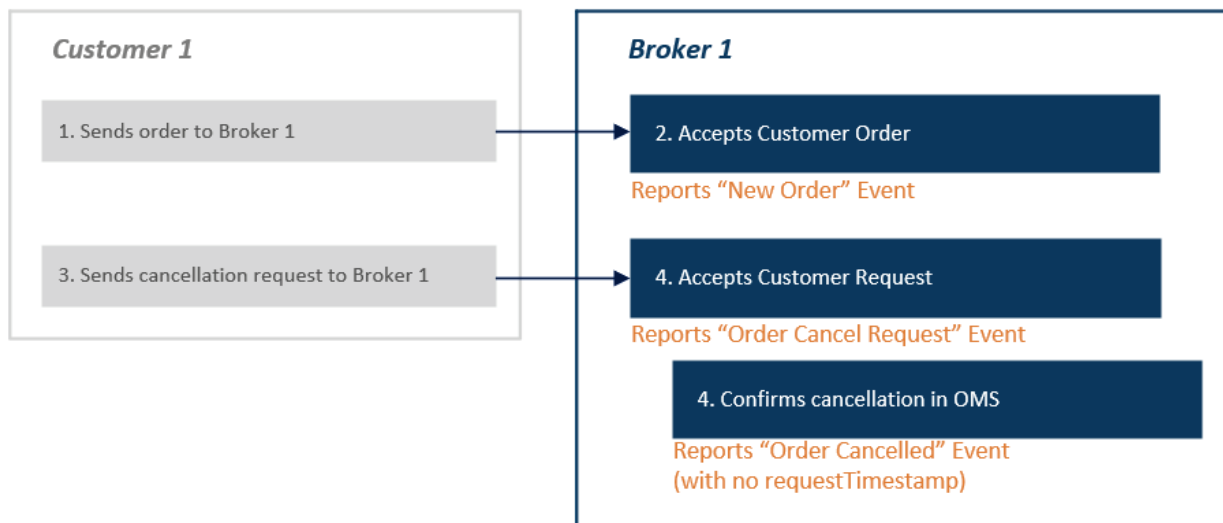


Industry Member Broker 1 is required to report:

- The receipt of the customer order (New Order event)
- The receipt of the customer cancellation request (*requestTimestamp* in Order Cancelled event)
- The confirmation of the cancellation (*eventTimestamp* in Order Cancelled event)

Since Broker 1 is populating the *requestTimestamp* field in the Order Cancelled event, an Order Cancel Request event must not be reported.

Option 2:



Industry Member Broker 1 is required to report:

- The receipt of the customer order (New Order event)

- The receipt of the customer Cancellation request (Order Cancel Request event)
- The confirmation of the cancellation (Order Cancelled event)

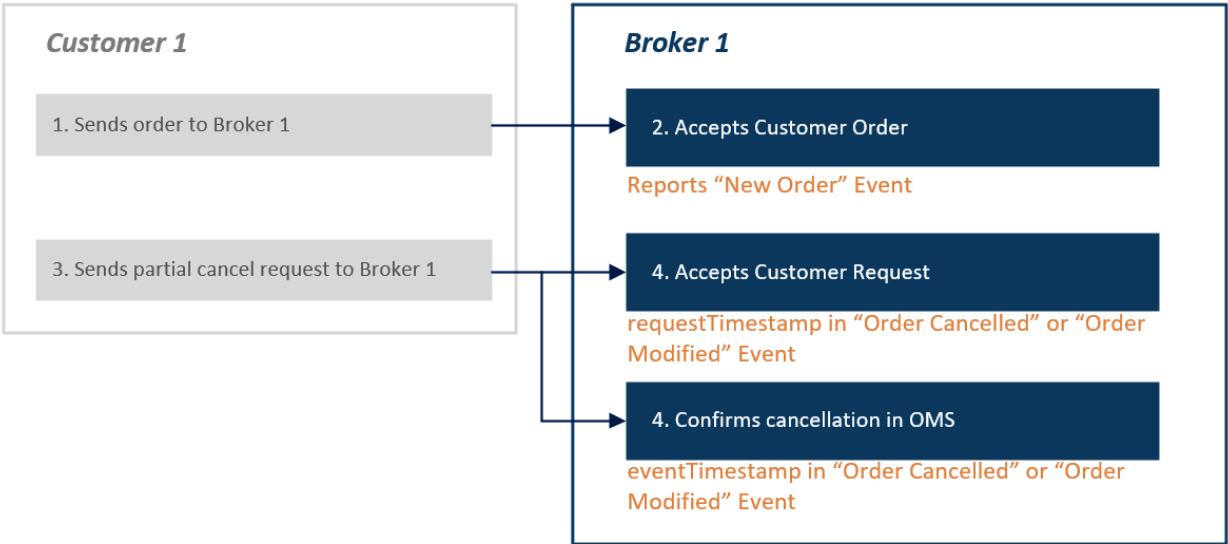
Since Broker 1 is reporting a separate Order Cancel Request event in this example, the *requestTimestamp* in the Order Modified event must be blank.

#	Step	Reported Event	Comments	
1	Customer sends a Buy order to Broker 1	NA		
2	Broker 1 accepts the customer order	<p><b>Broker 1 reports a <i>New Order</i> event</b></p> <p>type: MENO  orderKeyDate: 20180417T000000  orderID: O23456  symbol: XYZ  eventTimestamp: 20180417T143035.234456  manualFlag: false  deptType: A  side: B  price: 9.99  quantity: 1000  orderType: LMT  timeInForce: DAY=20180417  tradingSession: REG  custDsplIntrFlag: false  firmDesignatedID: INS001  accountHolderType: A  affiliateFlag: false  negotiatedTradeFlag: false  representativeInd: N</p>		
3	Customer sends the cancel instruction to Broker 1	NA		
4	Broker 1 cancels the customer order	<p><b><u>Option 1</u></b></p> <p><b>Broker 1 reports an <i>Order Cancelled</i> event</b></p> <p>type: MEOC  orderKeyDate: 20180417T000000  orderID: O23456  symbol: XYZ  eventTimestamp: 20180417T143035.323556  manualFlag: false</p>	<p><b><u>Option 2</u></b></p> <p><b>Broker 1 reports an <i>Order Cancel Request</i> event</b></p> <p>type: MEOCR  orderKeyDate: 20180417T000000  orderID: O23456  symbol: XYZ  eventTimestamp: 20180417T143035.323556  manualFlag: false</p>	<p>In this example, the <i>eventTimestamp</i> in the Order Cancelled events is the same time that the request was received from the customer.</p> <p>Option 1:  Since the <i>requestTimestamp</i> is populated, Broker 1 must not report a separate Order Cancel Request event.</p>

#	Step	Reported Event	Comments	
		cancelQty: 1000 leavesQty: 0 initiator: C requestTimestamp: 20180417T143035.323556	cancelQty: 1000  <i>Broker 1 reports an <b>Order Cancelled event</b></i>  type: MEOC orderKeyDate: 20180417T000000 orderID: O23456 symbol: XYZ eventTimestamp: 20180417T143035.323556 manualFlag: false cancelQty: 1000 leavesQty: 0 initiator: C requestTimestamp:	Option 2:  Since an Order Cancel Request event was reported, the <i>requestTimestamp</i> in the Order Cancelled event must be blank.

**2.6.2 Partial Cancellation of an Order**

The following scenario illustrates the CAT reporting requirements when a customer partially cancels an order placed with an Industry Member on the same day that it was created. The Industry Member may report the partial cancellation using either an Order Cancelled event or an Order Modified event.



Industry Member Broker 1 is required to report:

- The receipt of the customer order (New Order event)
- The receipt of the customer’s partial cancellation request (*requestTimestamp* in Order Cancelled or Order Modified event)

- The confirmation of the partial cancellation (*eventTimestamp* in Order Cancelled or Order Modified event)

Based on its order handling practices, the Industry Member may choose to report this activity to CAT using either an Order Cancelled event or an Order Modified event. The steps shown below illustrate this activity must be reported in scenarios where an Order Cancelled event is reported (Option 1), and in scenarios where an Order Modified event is reported (Option 2).

Industry Members are required to capture the *eventTimestamp* in Order Cancelled/Modified events reflecting the time the order was cancelled/modified (e.g., the time that the order was confirmed to be cancelled/modified in the firm’s OMS/EMS). Industry Members are also required to capture the time that the request was received from the customer in the *requestTimestamp* field in the Order Cancelled/Modified event, or in a separate Order Cancel/Modification Request event. In this example, the *eventTimestamp* reflects the same time that the request was received from the customer. In this example, the request time is captured in the *requestTimestamp* field on the Order Modified events.

#	Step	Reported Event	Comments
1	Customer sends the order to Broker 1	NA	
2	Broker 1 accepts the customer order	<i>Broker 1 reports a <b>New Order event</b></i>  type: MENO orderKeyDate: 20180417T000000 orderID: O12345 symbol: XYZ eventTimestamp: 20180417T153035.234456 manualFlag: false deptType: A side: B price: 10.00 quantity: 1000 orderType: LMT timeInForce: DAY=20180417 tradingSession: REG custDspIntrFlag: false firmDesignatedID: CUS004 accountHolderType: A affiliateFlag: false negotiatedTradeFlag: false representativeInd: N	
3	Customer partially cancels initial order	NA	

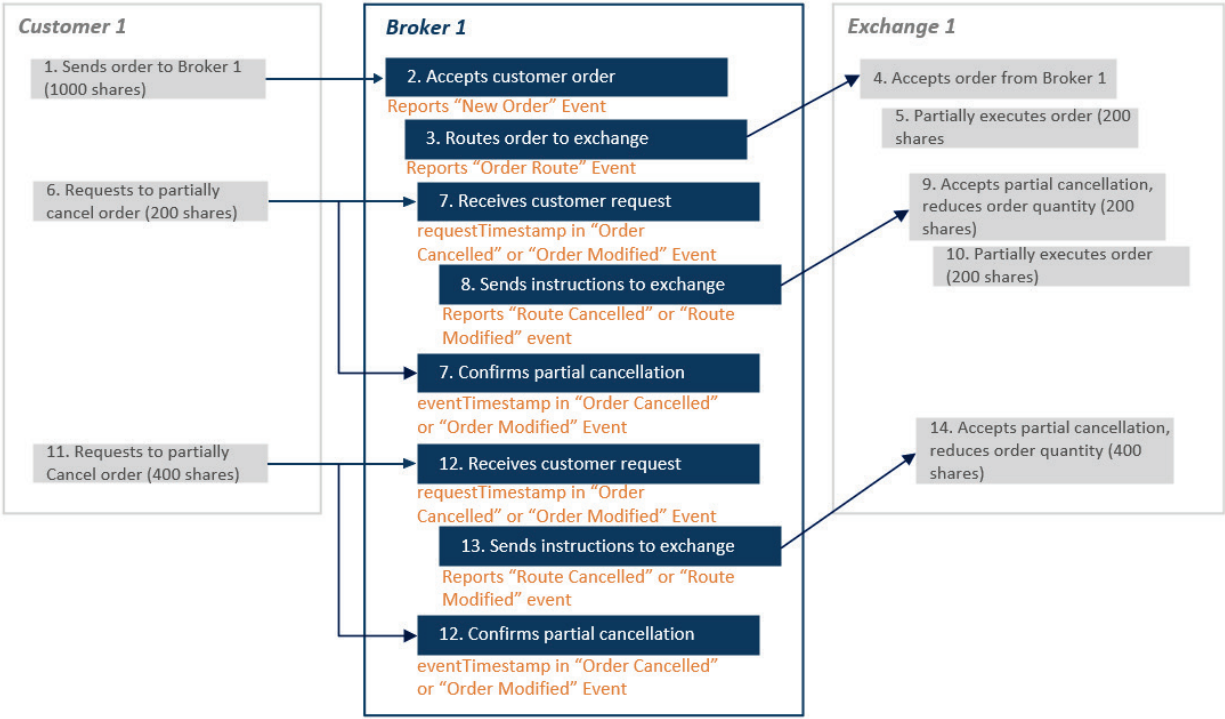
#	Step	Reported Event		Comments
4	Broker 1 receives the customer request and partially cancels the order per the customer's instruction	<p><b><u>OPTION 1</u></b></p> <p><i>Broker 1 reports an <b>Order Cancelled event</b></i></p> <p>type: MEOC  orderKeyDate: 20180417T000000  orderID: O12345  symbol: XYZ  eventTimestamp: 20180417T153036.123456  manualFlag: false  cancelQty: 400  leavesQty: 600  initiator: C  requestTimestamp: 20180417T153036.123456</p>	<p><b><u>OPTION 2</u></b></p> <p><i>Broker 1 reports an <b>Order Modified event</b></i></p> <p>type: MEOM  orderKeyDate: 20180417T000000  orderID: O12346  symbol: XYZ  priorOrderID: O12345  priorOrderKeyDate: 20180417T000000  eventTimestamp: 20180417T153036.123456  manualFlag: false  receiverIMID:  senderIMID:  senderType:  routedOrderID:  initiator: C  side: B  price: 10.00  quantity: 600  leavesQty: 600  orderType: LMT  timeInForce: DAY=20180417  tradingSession: REG  custDsplntrFlag: false  representativeInd: N  requestTimestamp: 20180417T153036.123456</p>	In this example, the receipt time of the customer request is captured in the <i>requestTimestamp</i> field on the Order Cancelled/Modified event. Broker 1 may alternatively capture the request time using a separate Order Cancel/Modification Request event.

**2.6.3 Partial Cancellation of a Partially Executed Order**

The following scenario illustrates the CAT reporting requirements when a customer reduces the shares quantity on an order that has been partially executed. The Industry Member may choose to report the partial cancellation using either an Order Cancelled event or an Order Modified event based on its order handling practices.

In this scenario, Industry Member Broker 1 receives a customer order for 1,000 shares, and routes the order to an exchange for execution. Broker 1 receives a partial execution of 200 shares on the exchange, then receives an instruction from the customer to reduce the shares quantity by 200 shares. Broker 1 receives another partial execution for 200 shares, then receives an instruction from the customer to reduce the quantity of the order to 400 shares, leaving the customer order as fully executed.





Industry Member Broker 1 is required to report:

- The receipt of the customer order (New Order event)
- The route to the exchange (Order Route event)
- The receipt of the customer’s partial cancellation request (*requestTimestamp* in Order Cancelled or Order Modified event)
- The modification or cancellation of the order previously routed to the exchange (Route Cancelled or Route Modified event)
- The confirmation of the partial cancellation (*eventTimestamp* in Order Cancelled or Order Modified event)

Based on its order handling practices, the Industry Member may choose to report this activity using Order Cancelled events or Order Modified events. The steps shown below illustrate this activity must be reported in scenarios where an Order Cancelled event is reported (Option 1), and in scenarios where an Order Modified event is reported (Option 2).

Industry Members are required to capture the *eventTimestamp* in Order Cancelled/Modified events reflecting the time the order was cancelled/modified (e.g., the time that the order was confirmed to be cancelled/modified in the firm’s OMS/EMS). Industry Members are also required to capture the time that the request was received from the customer in the *requestTimestamp* field in the Order Cancelled/Modified event, or in a separate Order Cancel/Modification Request event. In this example, the

*eventTimestamp* reflects the time that acknowledgement was received from the exchange. In this example, the request time is captured in the *requestTimestamp* field on the Order Modified events.

#	Step	Reported Event	Comments
1	Customer sends the order to Broker 1	NA	
2	Broker 1 accepts the customer order	<p><b>Broker 1 reports a <i>New Order event</i></b></p> <p>type: MENO  orderKeyDate: 20180417T000000  orderID: O45678  symbol: XYZ  eventTimestamp: 20180417T153035.234456  manualFlag: false  deptType: A  side: B  price: 10.00  quantity: 1000  orderType: LMT  timeInForce: DAY=20180417  tradingSession: REG  custDsplIntrFlag: false  firmDesignatedID: CUS004  accountHolderType: A  affiliateFlag: false  negotiatedTradeFlag: false  representativeInd: N</p>	
3	Broker 1 routes the order to an exchange	<p><b>Broker 1 reports an <i>Order Route event</i></b></p> <p>type: MEOR  orderKeyDate: 20180417T000000  orderID: O45678  symbol: XYZ  eventTimestamp: 20180417T153035.534456  manualFlag: false  senderIMID: 123:FRMA  destination: EXCH1  destinationType: E  routedOrderID: XYZO555  session: S5  side: B  price: 10.00  quantity: 1000  orderType: LMT  timeInForce: DAY=20180417</p>	

#	Step	Reported Event	Comments	
		tradingSession: REG affiliateFlag: false isoInd: NA handlingInstructions:		
4	Exch 1 accepts the order from Broker 1	<i>Exch 1 reports a Participant <b>Order Accepted</b> event</i>		
5	Exch 1 executes 200 shares of the order	<i>Exch 1 reports a Participant <b>Order Trade</b> event</i>		
6	Customer reduces the quantity of the order by 200 shares	NA		
7	Broker 1 receives the customer request and reduces the quantity of the order by 200 shares per the customer's instruction	<p><b><u>OPTION 1</u></b></p> <p><i>Broker 1 reports an <b>Order Cancelled</b> event</i></p> <p>type: MEOC orderKeyDate: 20180417T000000 orderID: O45678 symbol: XYZ eventTimestamp: 20180417T153037.623456 manualFlag: false cancelQty: 200 leavesQty: 600 initiator: C requestTimestamp: 20180417T153036.434456</p>	<p><b><u>OPTION 2</u></b></p> <p><i>Broker 1 reports an <b>Order Modified</b> event</i></p> <p>type: MEOM orderKeyDate: 20180417T000000 orderID: O45678 symbol: XYZ priorOrderKeyDate: priorOrderID: eventTimestamp: 20180417T153037.634456 manualFlag: false receiverIMID: senderIMID: senderType: routedOrderID: initiator: C side: B price: 10.00 quantity: 800 leavesQty: 600 orderType: LMT timeInForce: DAY=20180417 tradingSession: REG custDspIntrFlag: false representativeInd: N requestTimestamp: 20180417T153036.434456</p>	<p>The <i>leavesQty</i> should reflect that the original order for 1,000 shares was partially executed by 200 shares and then reduced by 200 shares, leaving 600 shares open on the order.</p> <p>In this example, Broker 1 maintains the same orderID throughout the entire order.</p> <p>In this example, the <i>eventTimestamp</i> reflects the time that acknowledgement was received from the exchange, which is after the <i>eventTimestamp</i> of the corresponding Route Modified event or Route Cancelled event.</p> <p>In this example, the receipt time of the customer request is captured in the <i>requestTimestamp</i> field on the Order Cancelled/Modified event. Broker 1 may alternatively capture the request time using a separate Order Cancel/Modification Request event.</p>

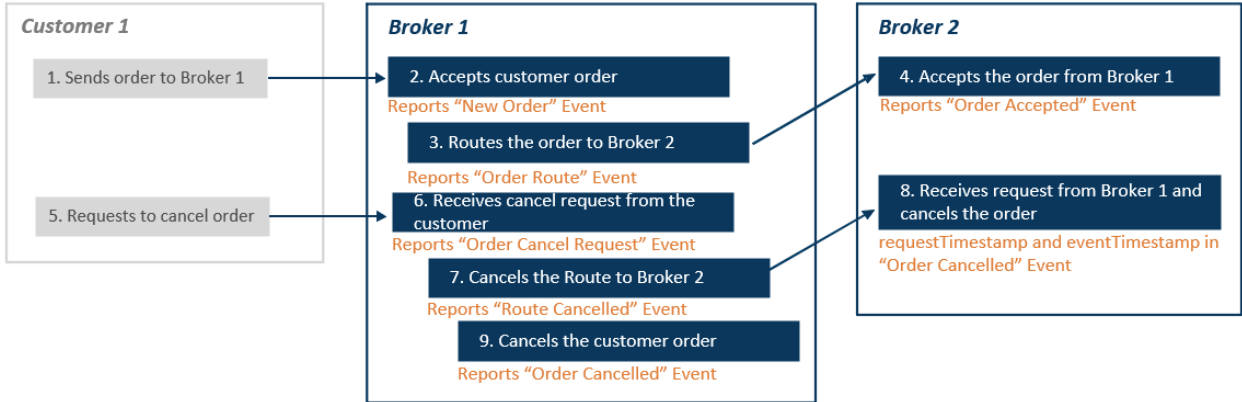
#	Step	Reported Event		Comments
8	Broker 1 instructs the exchange to reduce the shares quantity of the order	<u><b>OPTION 1</b></u>  <i>Broker 1 reports a <b>Route Cancelled event</b></i>  type: MECR orderKeyDate: 20180417T000000 orderID: O45678 symbol: XYZ eventTimestamp: 20180417T153037.523456 manualFlag: false cancelQty: 200 senderIMID: 123:FRMA destination: EXCH1 destinationType: E routedOrderID: XYZO555 session: S5 multiLegInd: false	<u><b>OPTION 2</b></u>  <i>Broker 1 reports a <b>Route Modified event</b></i>  type: MEMR orderKeyDate: 20180417T000000 orderID: O45678 symbol: XYZ eventTimestamp: 20180417T153037.523456 manualFlag: false senderIMID: 123:FRMA destination: EXCH1 destinationType: E routedOrderID: XYZO558 priorRoutedOrderID: XYZO555 session: S5 side: B price: 10.00 quantity: 800 orderType: LMT timeInForce: DAY=20180417 tradingSession: REG affiliateFlag: false isoInd: NA multiLegInd: false	In Option 1, since Broker 1 is reflecting the reduction using cancel events, Broker 1 would report a Route Cancelled event.  In Option 2, since Broker 1 is reflecting the reduction using modification events Broker 1 would report a Route Modified event.
9	Exch 1 accepts the instruction to reduce the shares quantity from Broker 1	<i>Exch 1 reports a <b>Participant Order Cancelled event</b></i>	<i>Exch 1 reports a <b>Participant Order Modified event</b></i>	
10	Exch 1 executes 200 shares of the order	<i>Exch 1 reports a <b>Participant Order Trade event</b></i>		
11	Customer reduces the quantity of the order by 400 shares	NA		
12	Broker 1 reduces the quantity of the order by 400 shares per the	<u><b>OPTION 1</b></u>  <i>Broker 1 reports an <b>Order Cancelled event</b></i>	<u><b>OPTION 2</b></u>  <i>Broker 1 reports an <b>Order Modified event</b></i>	The <i>leavesQty</i> should reflect that after the previous reduction leaving 600 shares

#	Step	Reported Event		Comments
	customer's instruction	type: MEOC orderKeyDate: 20180417T000000 orderID: O45678 symbol: XYZ eventTimestamp: 20180417T153038.534456 manualFlag: false cancelQty: 400 leavesQty: 0 initiator: C requestTimestamp: 20180417T153037.834456	type: MEOM orderKeyDate: 20180417T000000 orderID: O45678 symbol: XYZ priorOrderKeyDate: priorOrderID: eventTimestamp: 20180417T153038.534456 manualFlag: false receiverIMID: senderIMID: senderType: routedOrderID: initiator: C side: B price: 10.00 quantity: 400 leavesQty: 0 orderType: LMT timeInForce: DAY=20180417 tradingSession: REG custDsplIntrFlag: false representativeInd: N requestTimestamp: 20180417T153037.834456	<p>open, the order was partially executed by 200 shares then reduced by 400 shares, leaving no shares open on the order.</p> <p>In this example, the <i>eventTimestamp</i> reflects the time that acknowledgement was received from the exchange, which is after the <i>eventTimestamp</i> of the corresponding Order Route event when using Option 2.</p> <p>In this example, the receipt time of the customer request is captured in the <i>requestTimestamp</i> field on the Order Cancelled/ Modified event. Broker 1 may alternatively capture the request time using a separate Order Cancel/ Modification Request event.</p>
13	Broker 1 instructs the exchange to reduce the shares quantity of the order	<p><b><u>OPTION 1</u></b></p> <p><i>Broker 1 reports a Route Cancelled event</i></p> type: MECR orderKeyDate: 20180417T000000 orderID: O45678 symbol: XYZ eventTimestamp: 20180417T153038.534456 manualFlag: false cancelQty: 400 senderIMID: 123:FRMA destination: EXCH1 destinationType: E routedOrderID: XYZO555 session: S5 multiLegInd: false	<p><b><u>OPTION 2</u></b></p> <p><i>Broker 1 reports a Route Modified event</i></p> type: MEMR orderKeyDate: 20180417T000000 orderID: O45678 symbol: XYZ eventTimestamp: 20180417T153038.534456 manualFlag: false senderIMID: 123:FRMA destination: EXCH1 destinationType: E routedOrderID: XYZO560 priorRoutedOrderID: XYZO558 session: S5	<p>In Option 1, since Broker 1 is reflecting the reduction using cancel events, Broker 1 would report a Route Cancelled event.</p> <p>In Option 2, since Broker 1 is reflecting the reduction using modification events Broker 1 would report a Route Modified event.</p>

#	Step	Reported Event	Comments
			side: B price: 10.00 quantity: 400 orderType: LMT timeInForce: DAY=20180417 tradingSession: REG affiliateFlag: false isoInd: NA multiLegInd: false
14	Exch 1 accepts the instruction to reduce the shares quantity from Broker 1	<i>Exch 1 reports a Participant Order Cancelled event</i>	<i>Exch 1 reports a Participant Order Modified event</i>

**2.6.4 Industry Member Cancels an Order Previously Routed to Another Industry Member**

This scenario illustrates the CAT reporting requirements when a customer cancels an order that was previously routed to another Industry Member.



Industry Member Broker 1 is required to report:

- The receipt of the customer order (New Order event)
- The route of the customer order to Broker 2 (Order Route event)
- The customer cancellation request (Order Cancel Request event)
- The cancellation of the route to Broker 2 (Route Cancelled event)
- The confirmation of the cancellation (Order Cancelled event)

Industry Member Broker 2 is required to report:

- The receipt of the order from Broker 1 (Order Accepted event)

- The receipt of the cancellation request from Broker 1 (*requestTimestamp* in Order Cancelled event)
- The cancellation of the order (*eventTimestamp* in Order Cancelled event)

Industry Members are required to capture the *eventTimestamp* in Order Cancelled events reflecting the time the order was cancelled (e.g., the time that the order was confirmed to be cancelled in the firm's OMS/EMS). In this example, the *eventTimestamp* for Broker 1 reflects the time that acknowledgement was received from Broker 2, and the *eventTimestamp* for Broker 2 reflects the time that the request was received from the customer. Industry Members are also required to capture the time that the request was received from the customer in the *requestTimestamp* field in the Order Cancelled/Modified event, or in a separate Order Cancel/Modification Request event. In this example, the request time is captured in the *requestTimestamp* field on the Order Modified events. In this example, Broker 1 reports a separate Order Cancelled and Order Cancel Request events, and Broker 2 reports an Order Cancelled event using the *requestTimestamp* field.

#	Step	Reported Event	Comments
1	Customer sends an order to Broker 1.	NA	
2	Broker 1 accepts the customer order	<p><b>Broker 1 reports a New Order event</b></p> <p>type: MENO  orderKeyDate: 20180417T000000  orderID: O56575  symbol: XYZ  eventTimestamp:  20180417T153035.234456  manualFlag: false  deptType: A  side: B  price: 10.00  quantity: 1000  orderType: LMT  timeInForce: DAY=20180417  tradingSession: REG  custDspIntrFlag: false  firmDesignatedID: CUS1234  accountHolderType: A  affiliateFlag: false  negotiatedTradeFlag: false  representativeInd: N</p>	
3	Broker 1 routes the order to Broker 2	<p><b>Broker 1 reports an Order Route event</b></p>	

#	Step	Reported Event	Comments
		type: MEOR orderKeyDate: 20180417T000000 orderID: O56575 symbol: XYZ eventTimestamp: 20180417T150335.244456 manualFlag: false senderIMID: 123:FRMA destination: 456:FRMB destinationType: F routedOrderID: RO56575XYZ side: B price: 10.00 quantity: 1000 orderType: LMT timeInForce: DAY=20180417 tradingSession: REG affiliateFlag: false isoInd: NA	
4	Broker 2 accepts the order from Broker 1	<i>Broker 2 reports an <b>Order Accepted</b> event</i>  type: MEOA orderKeyDate: 20180417T000000 orderID: OB12345 symbol: XYZ eventTimestamp: 20180417T150335.344456 manualFlag: false receiverIMID: 456:FRMB senderIMID: 123:FRMA senderType: F routedOrderID: RO56575XYZ affiliateFlag: false deptType: T side: B price: 10.00 quantity: 1000 orderType: LMT timeInForce: DAY=20180417 tradingSession: REG isoInd: NA custDspIntrFlag: false	
5	Customer instructs Broker 1 to cancel the order	N/A	

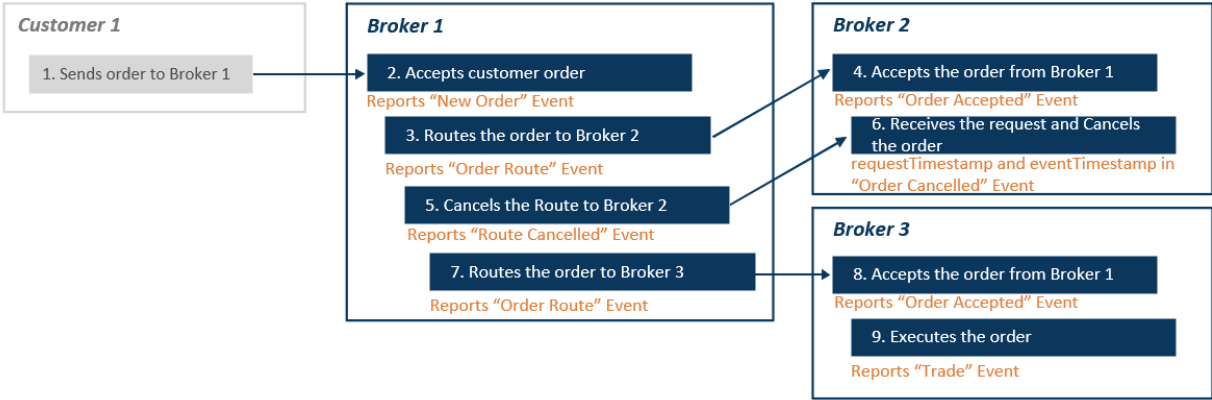


#	Step	Reported Event	Comments
6	Broker 1 receives the cancel request	<p><i>Broker 1 reports an <b>Order Cancel Request</b> event</i></p> <p>type: MEOCR  orderKeyDate: 20180417T000000  orderID: O56575  symbol: XYZ  eventTimestamp:  20180417T150336.223456  manualFlag: false  cancelQty: 1000</p>	
7	Broker 1 requests to cancel the order routed to Broker 2	<p><i>Broker 1 reports a <b>Route Cancelled</b> event</i></p> <p>type: MECR  orderKeyDate: 20180417T000000  orderID: O56575  symbol: XYZ  eventTimestamp:  20180417T150336.323456  manualFlag: false  cancelQty: 1000  senderIMID: 123:FRMA  destination: 456:FRMB  destinationType: F  routedOrderID: RO56575XYZ</p>	The <i>eventTimestamp</i> in the Route Cancelled event is the time the cancellation of the route was confirmed.
8	Broker 2 cancels the order per the client's instruction	<p><i>Broker 2 reports an <b>Order Cancelled</b> event</i></p> <p>type: MEOC  orderKeyDate: 20180417T000000  orderID: OB12345  symbol: XYZ  eventTimestamp:  20180417T150336.423456  manualFlag: false  cancelQty: 1000  leavesQty: 0  initiator: C  requestTimestamp:  20180417T150336.423456</p>	In this example, the <i>requestTimestamp</i> reflects the time that the request was received from Broker 1.
9	Broker 1 cancels the order per the customer's instruction	<p><i>Broker 1 reports an <b>Order Cancelled</b> event</i></p>	In this example, the <i>eventTimestamp</i> reflects the time that acknowledgement was received from

#	Step	Reported Event	Comments
		type: MEOC orderKeyDate: 20180417T000000 orderID: O56575 symbol: XYZ eventTimestamp: 20180417T150336.723456 manualFlag: false cancelQty: 1000 leavesQty: 0 initiator: C	Broker 2.

**2.6.5 Industry Member Cancels a Route to Another Industry Member**

This scenario illustrates the CAT reporting requirements when an Industry Member cancels a route that was sent to another Industry Member. In this scenario, Industry Member Broker 1 routes an order to Industry Member Broker 2. Broker 1 then cancels the route that was sent to Broker 2 and routes the order to Broker 3 where the order is executed.



Industry Member Broker 1 is required to report:

- The receipt of the customer order (New Order event)
- The route of the customer order to Broker 2 (Order Route event)
- The cancellation of the route to Broker 2 (Route Cancelled event)
- The route of the customer order to Broker 3 (Order Route event)

Industry Member Broker 2 is required to report:

- The receipt of the order from Broker 1 (Order Accepted event)
- The receipt of the cancellation request from Broker 1 (*requestTimestamp* in Order Cancelled event)
- The cancellation of Broker 1’s order (*eventTimestamp* in Order Cancelled event)

Industry Member Broker 3 is required to report:

- The receipt of the order from Broker 1 (Order Accepted event)
- The execution of Broker 1's order (Trade event)

In this scenario, Broker 1 cancelled the route that was sent to Broker 2, the customer order remained open in Broker 1's books and records, and the order was further routed to Broker 3. Therefore, Broker 1 is required to report the cancellation of the route that was sent to Broker 2 using a Route Cancelled event. This guidance would also apply if Broker 1 routed the order to an exchange as opposed to another broker-dealer.

Since the order in Broker 2's books and records is fully cancelled, Broker 2 is required to report the cancellation of the order to CAT. Industry Members are required to capture the *eventTimestamp* in Order Cancelled/Modified events reflecting the time the order was cancelled/modified (e.g., the time that the order was confirmed to be cancelled/modified in the firm's OMS/EMS). Industry Members are also required to capture the time that the request was received from the customer in the *requestTimestamp* field in the Order Cancelled/Modified event, or in a separate Order Cancel/Modification Request event. In this example, the *eventTimestamp* reflects the time that acknowledgement was received from the exchange. In this example, the request time is captured in the *requestTimestamp* field on the Order Modified events.

#	Step	Reported Event	Comments
1	Customer sends a Buy order to Broker 1	NA	
2	Broker 1 accepts the customer order	<p><i>Broker 1 reports a <b>New Order event</b></i></p> <p>type: MENO  orderKeyDate: 20180417T000000  orderID: O23456  symbol: XYZ  eventTimestamp:  20180417T143035.234456  manualFlag: false  deptType: A  side: B  price: 9.99  quantity: 1000  orderType: LMT  timeInForce: DAY=20180417  tradingSession: REG  custDspIntrFlag: false  firmDesignatedID: INS001  accountHolderType: A  affiliateFlag: false</p>	

#	Step	Reported Event	Comments
		negotiatedTradeFlag: false representativeInd: N	
3	Broker 1 routes the order to Broker 2	<p><i>Broker 1 reports an <b>Order Route event</b></i></p> <p>type: MEOR  orderKeyDate: 20180417T000000  orderID: O23456  symbol: XYZ  eventTimestamp:  20180417T143035.534456  manualFlag: false  senderIMID: 123:FRMA  destination: 456:FRMB  destinationType: F  routedOrderID: XYZO555  session:  side: B  price: 9.99  quantity: 1000  orderType: LMT  timeInForce: DAY=20180417  tradingSession: REG  affiliateFlag: false  isoInd: NA  handlingInstructions:</p>	
4	Broker 2 accepts the order from Broker 1	<p><i>Broker 2 reports an <b>Order Accepted event</b></i></p> <p>type: MEOA  orderKeyDate: 20180417T000000  orderID: O34567  symbol: XYZ  eventTimestamp:  20180417T143035.634456  manualFlag: false  receiverIMID: 456:FRMB  senderIMID: 123:FRMA  senderType: F  routedOrderID: XYZO555  affiliateFlag: false  deptType: A  side: B  price: 9.99  quantity: 1000  orderType: LMT</p>	

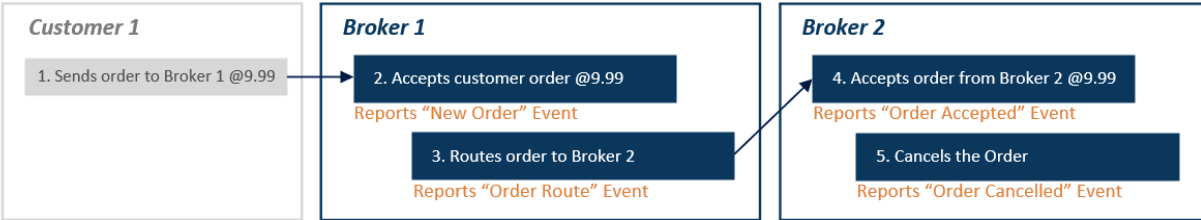
#	Step	Reported Event	Comments
		timeInForce: DAY=20180417 tradingSession: REG isoInd: NA custDspIntrFlag: false	
5	Broker 1 cancels the route to Broker 2	<b>Broker 1 reports a Route Cancelled event</b>  type: MECR orderKeyDate: 20180417T000000 orderID: O23456 symbol: XYZ eventTimestamp: 20180417T143035.534456 manualFlag: false cancelQty: 1000 senderIMID: 123:FRMA destination: 456:FRMB destinationType: F routedOrderID: XYZO555 session:	
6	Broker 2 receives the request from Broker 1 and cancels the order.	<b>Broker 2 reports an Order Cancelled event</b>  type: MEOC orderKeyDate: 20180417T000000 orderID: O34567 symbol: XYZ eventTimestamp: 20180417T143036.334456 manualFlag: false cancelQty: 1000 leavesQty: 0 initiator: C requestTimestamp: 20180417T143036.334456	
7	Broker 1 routes the order to Broker 3	<b>Broker 1 reports an Order Route event</b>  type: MEOR orderKeyDate: 20180417T000000 orderID: O23456 symbol: XYZ eventTimestamp: 20180417T143036.534456 manualFlag: false	

#	Step	Reported Event	Comments
		senderIMID: 123:FRMA destination: 987:FRMC destinationType: F routedOrderID: XYZO560 session: side: B price: 9.99 quantity: 1000 orderType: LMT timeInForce: DAY=20180417 tradingSession: REG affiliateFlag: false isoInd: NA handlingInstructions:	
8	Broker 3 accepts the order from Broker 1	<i>Broker 3 reports an <b>Order Accepted event</b></i>  type: MEOA orderKeyDate: 20180417T000000 orderID: O6789 symbol: XYZ eventTimestamp: 20180417T143036.634456 manualFlag: false receiverIMID: 987:FRMC senderIMID: 123:FRMA senderType: F routedOrderID: XYZO560 affiliateFlag: false deptType: T side: B price: 9.99 quantity: 1000 orderType: LMT timeInForce: DAY=20180417 tradingSession: REG isoInd: NA custDspIntrFlag: false	
9	Broker 3 executes the order	<i>Broker 3 reports a <b>Trade event</b></i>  type: MEOT tradeKeyDate: 20180417T000000 tradeID: TXYZ124 symbol: XYZ eventTimestamp: 20180417T143037.234456	The <i>buyDetails</i> reflect the details of customer order O6789. The <i>sellDetails</i> capture the FDID of the firm proprietary account from which the customer order was filled.

#	Step	Reported Event	Comments
		manualFlag: false cancelFlag: false cancelTimestamp: quantity: 1000 price: 9.99 capacity: P tapeTradeID: TRF123 marketCenterID: DN sideDetailsInd: NA buyDetails: orderKeyDate: 20180417T000000 orderID: O6789 side: B sellDetails: side: SL firmDesignatedID: PROP123 accountHolderType: P	

**2.6.6 Firm Initiated Cancellation of a Customer Order**

This scenario illustrates the CAT reporting requirements when an Industry Member cancels an order received from another Industry Member. In this scenario, Industry Member Broker 1 routes an order to Industry Member Broker 2. Broker 2 later cancels the order that it received from Broker 1 due to market conditions.



Industry Member Broker 1 is required to report:

- The receipt of the customer order (New Order event)
- The route of the customer order to Broker 2 (Order Route event)

Industry Member Broker 2 is required to report:

- The receipt of the order from Broker 1 (Order Accepted event)

- The cancellation of Broker 1's order (Order Cancelled event)

Since the cancellation was initiated by Broker 2, Broker 1 is not required to report a Route Cancelled event to CAT reflecting that the route was cancelled by Broker 2. Broker 1 is required to report any subsequent actions taken on the order as a result of the unsolicited cancellation by Broker 2, including if Broker 1 ultimately cancelled the order, or if Broker 1 routed the order to another destination.

Industry Members are required to capture the *eventTimestamp* in Order Cancelled events reflecting the time the order was cancelled (e.g., the time that the order was confirmed to be cancelled in the firm's OMS/EMS). In this example, the *eventTimestamp* reflects the time that Broker 2 cancelled the order on its books and records. Broker 2 is not required to report a receipt time, as the cancellation was not requested by Broker 1 and was initiated by the firm.

#	Step	Reported Event	Comments
1	Customer sends a Buy order to Broker 1	NA	
2	Broker 1 accepts the customer order	<p><i>Broker 1 reports a <b>New Order event</b></i></p> <p>type: MENO  orderKeyDate: 20180417T000000  orderID: O23456  symbol: XYZ  eventTimestamp:  20180417T143035.234456  manualFlag: false  deptType: A  side: B  price: 9.99  quantity: 1000  orderType: LMT  timeInForce: DAY=20180417  tradingSession: REG  custDsplIntrFlag: false  firmDesignatedID: INS001  accountHolderType: A  affiliateFlag: false  negotiatedTradeFlag: false  representativeInd: N</p>	
3	Broker 1 routes the order to Broker 2	<p><i>Broker 1 reports an <b>Order Route event</b></i></p> <p>type: MEOR  orderKeyDate: 20180417T000000  orderID: O23456  symbol: XYZ</p>	

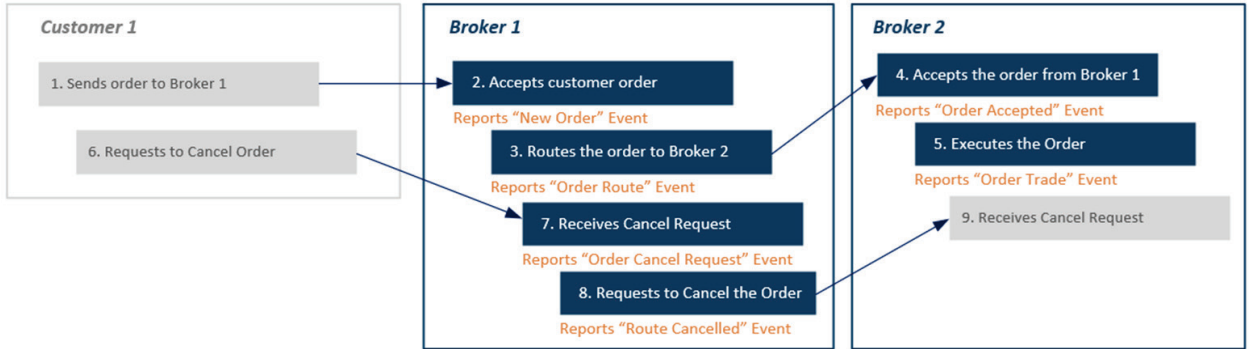


#	Step	Reported Event	Comments
		eventTimestamp: 20180417T143035.534456 manualFlag: false senderIMID: 123:FRMA destination: 456:FRMB destinationType: F routedOrderID: XYZO555 session: side: B price: 9.99 quantity: 1000 orderType: LMT timeInForce: DAY=20180417 tradingSession: REG affiliateFlag: false isoInd: NA handlingInstructions:	
4	Broker 2 accepts the order from Broker 1	<i>Broker 2 reports an <b>Order Accepted</b> event</i>  type: MEOA orderKeyDate: 20180417T000000 orderID: O34567 symbol: XYZ eventTimestamp: 20180417T143036.234456 manualFlag: false receiverIMID: 456:FRMB senderIMID: 123:FRMA senderType: F routedOrderID: XYZO555 affiliateFlag: false deptType: A side: B price: 9.99 quantity: 1000 orderType: LMT timeInForce: DAY=20180417 tradingSession: REG isoInd: NA custDsplntrFlag: false	
5	Broker 2 cancels the customer order	<i>Broker 2 reports an <b>Order Cancelled</b> event</i>  type: MEOC orderKeyDate: 20180417T000000	Broker 2 is not required to capture a request time, as the cancellation was not requested by Broker 1 and was initiated by the firm.

#	Step	Reported Event	Comments
		orderID: O34567 symbol: XYZ eventTimestamp: 20180417T143038.234456 manualFlag: false cancelQty: 1000 leavesQty: 0 initiator: F requestTimestamp:	
6	The route is cancelled on Broker 1's books and records	N/A	Since the order was cancelled by Broker 2, Broker 1 is not required to report a Route Cancelled event.

**2.6.7 Customer Requests to Cancel an Order that has Already Been Fully Executed**

This scenario illustrates the CAT reporting requirements when an Industry Member attempts to cancel an order that has already been fully executed. In this scenario, Industry Member Broker 1 receives a customer order, and routes the order to Broker 2 for execution. The customer subsequently requests to cancel the order, but the order was fully executed before the cancellation was initiated by the customer.



Industry Member Broker 1 is required to report:

- The receipt of the customer order (New Order event)
- The route of the customer order to Broker 2 (Order Route event)
- The receipt of the cancellation request from the customer (Order Cancel Request event)
- Cancellation of the route to Broker 2 (Route Cancelled event)

Industry Member Broker 2 is required to report:

- The receipt of the order from Broker 1 (Order Accepted event)
- The execution of Broker 1's order (Trade event)

In accordance with [CAT FAQ B42](#), Broker 2 is not required to report an Order Cancel Request event in Phase 2d, since the request was received after the order was fully executed and was terminal at Broker 2. However, this activity may be required in future phases of CAT. If Broker 2 chooses to optionally report an Order Cancel Request event, it will not be rejected by CAT in accordance with [CAT FAQ P14](#).

#	Step	Reported Event	Comments
1	Customer sends a Buy order to Broker 1	NA	
2	Broker 1 accepts the customer order	<p><i>Broker 1 reports a <b>New Order event</b></i></p> <p>type: MENO  orderKeyDate: 20180417T000000  orderID: O23456  symbol: XYZ  eventTimestamp:  20180417T143035.234456  manualFlag: false  deptType: A  side: B  price: 9.99  quantity: 1000  orderType: LMT  timeInForce: DAY=20180417  tradingSession: REG  custDsplntrFlag: false  firmDesignatedID: INS001  accountHolderType: A  affiliateFlag: false  negotiatedTradeFlag: false  representativeInd: N</p>	
3	Broker 1 routes the order to Broker 2	<p><i>Broker 1 reports an <b>Order Route event</b></i></p> <p>type: MEOR  orderKeyDate: 20180417T000000  orderID: O23456  symbol: XYZ  eventTimestamp:  20180417T143035.534456  manualFlag: false  senderIMID: 123:FRMA  destination: 456:FRMB  destinationType: F  routedOrderID: XYZO555  session:  side: B</p>	

#	Step	Reported Event	Comments
		price: 9.99 quantity: 1000 orderType: LMT timeInForce: DAY=20180417 tradingSession: REG affiliateFlag: false isolnd: NA handlingInstructions:	
4	Broker 2 accepts the order from Broker 1	<b>Broker 2 reports an <i>Order Accepted event</i></b>  type: MEOA orderKeyDate: 20180417T000000 orderID: O34567 symbol: XYZ eventTimestamp: 20180417T143035.634456 manualFlag: false receiverIMID: 456:FRMB senderIMID: 123:FRMA senderType: F routedOrderID: XYZO555 affiliateFlag: false deptType: T side: B price: 9.99 quantity: 1000 orderType: LMT timeInForce: DAY=20180417 tradingSession: REG isolnd: NA custDsplntrFlag: false	
5	Broker 2 executes the order	<b>Broker 2 reports a <i>Trade event</i></b>  type: MEOT tradeKeyDate: 20180417T000000 tradeID: TXYZ124 symbol: XYZ eventTimestamp: 20180417T143037.234456 manualFlag: false cancelFlag: false cancelTimestamp: quantity: 1000 price: 9.99 capacity: P	The <i>buyDetails</i> reflect the details of customer order O34567. The <i>sellDetails</i> capture the FDID of the firm proprietary account from which the customer order was filled.

#	Step	Reported Event	Comments
		tapeTradeID: TRF123 marketCenterID: DN sideDetailsInd: NA buyDetails: orderKeyDate: 20180417T000000 orderID: O34567 side: B sellDetails: side: SL firmDesignatedID: PROP123 accountHolderType: P	
6	Customer instructs Broker 1 to cancel the order after the order has been executed	NA	
7	Customer requests to cancel the order	<i>Broker 1 reports an <b>Order Cancel Request</b> event</i>  type: MEOCR orderKeyDate: 20180417T000000 orderID: O23456 symbol: XYZ eventTimestamp: 20180417T143039.546821 manualFlag: false cancelQty: 1000	
8	Broker 1 requests to cancel the order routed to Broker 2	<i>Broker 1 reports a <b>Route Cancelled</b> event</i>  type: MECR orderKeyDate: 20180417T000000 orderID: O23456 symbol: XYZ eventTimestamp: 20180417T143040.257412 manualFlag: false cancelQty: 1000 senderIMID: 123:FRMA destination: 456:FRMB destinationType: F routedOrderID: XYZO555 routeRejectedFlag: true multiLegInd: false	In its Route Cancelled Event, Broker 1 must populate the <i>routeRejectedFlag</i> field with a value of 'true'. Alternately, Broker 1 may submit an Order Route Cancelled Supplement (MECRS) event with the <i>routeRejectedFlag</i> field populated with a value of 'true'.

#	Step	Reported Event	Comments
9	Broker 2 rejects the cancellation instruction from Broker 1	NA	Broker 2 is not required to report an Order Cancel Request event since the order has already been fully executed.

**2.6.8 Unsolicited Cancellation of a Customer Order by an Exchange**

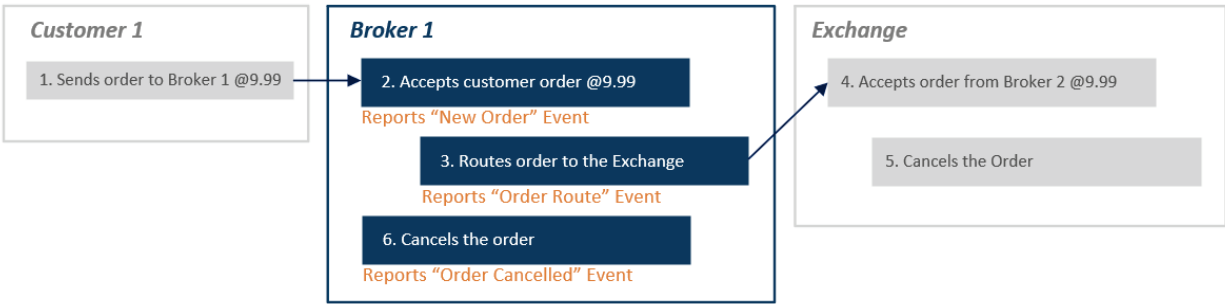
This scenario illustrates the CAT reporting requirements when an Industry Member routes a customer order to an exchange, and the exchange cancels the order without receiving an explicit cancel request. In this scenario, Industry Member Broker 1 receives a customer order, and routes the order to an exchange for execution. The exchange accepts the order, then cancels the order without receiving an explicit cancel request. Note that there is a distinction from implicit cancels, such as IOC orders or DFD messages. In these cases, Industry Members are not required to report a cancellation because it is implied by the circumstances.

Since the cancellation was initiated by the exchange, Broker 1 is not required to report a Route Cancelled event. Broker 1 is required to report any action that it takes on the order as a result of the unsolicited cancellation, including a cancellation of the order on its own books and records, as outlined in Option 1.

If the order remains open on Broker 1’s books and records after receipt of the unsolicited cancellation, Broker 1 must report any subsequent action on the order, such as a route to another venue, as outlined in Option 2.

Option 1:

Upon cancellation by the exchange, Broker 1 cancels the order on its books and records.



Industry Member Broker 1 is required to report:

- The receipt of the customer order (New Order event)
- The route of the customer order to the exchange (Order Route event)
- The cancellation of the customer order (Order Cancelled event)

Industry Members are required to capture the *eventTimestamp* in Order Cancelled events reflecting the time the order was cancelled (e.g., the time that the order was confirmed to be cancelled in the firm's OMS/EMS). In this example, the *eventTimestamp* reflects the time that Broker 1 cancelled the order on its books and records after receiving the exchange cancellation. Broker 1 is not required to report a receipt time, as the cancellation was not requested by the customer.

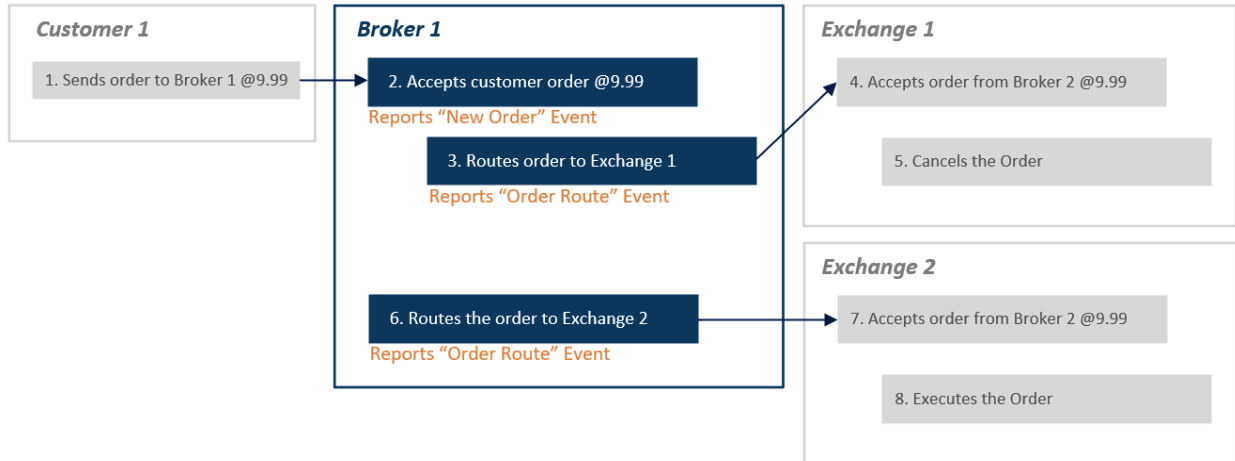
#	Step	Reported Event	Comments
1	Customer sends an order to Broker 1	NA	
2	Broker 1 accepts the customer order	<p><i>Broker 1 reports a <b>New Order event</b></i></p> <p>type: MENO  orderKeyDate: 20180417T000000  orderID: O23456  symbol: XYZ  eventTimestamp:  20180417T143035.234456  manualFlag: false  deptType: T  side: B  price: 9.99  quantity: 1000  orderType: LMT  timeInForce: DAY=20180417  tradingSession: REG  custDsplntrFlag: false  firmDesignatedID: INS001  accountHolderType: A  affiliateFlag: false  negotiatedTradeFlag: false  representativeInd: N</p>	
3	Broker 1 routes the order to the exchange	<p><i>Broker 1 reports an <b>Order Route event</b></i></p> <p>type: MEOR  orderKeyDate: 20180417T000000  orderID: O23456  symbol: XYZ  eventTimestamp:  20180417T143035.534456  manualFlag: false  senderIMID: 123:FRMA  destination: EXCH1  destinationType: E  routedOrderID: XYZO555  session: SESS-1</p>	

#	Step	Reported Event	Comments
		side: B price: 9.99 quantity: 1000 orderType: LMT timeInForce: DAY=20180417 tradingSession: REG affiliateFlag: false isolInd: NA handlingInstructions:	
4	Exch 1 accepts the order from Broker 1	<i>Exch 1 reports a Participant <b>Order Accepted</b> event</i>	
5	Exch 1 cancels the order	<i>Exch 1 reports a Participant <b>Order Cancelled</b> event</i>	
6	The route is cancelled on Broker 1's books and records	N/A	Since the cancellation was initiated by the exchange, Broker 1 is not required to report a Route Cancelled event.
7	Broker 1 cancels the customer order	<i>Broker 1 reports an <b>Order Cancelled</b> event</i>  type: MEOC orderKeyDate: 20180417T000000 orderID: O23456 symbol: XYZ eventTimestamp: 20180417T143036.534456 manualFlag: false cancelQty: 1000 leavesQty: 0 initiator: F requestTimestamp:	Since Broker 1 made the determination to cancel the customer order upon receipt of the cancellation from the exchange, the <i>initiator</i> field should be populated with a value of "F".

Option 2:

Upon cancellation by the exchange, Broker 1 routes the order to another venue.





Industry Member Broker 1 is required to report:

- The receipt of the customer order (New Order event)
- The route of the order to Exchange 1 (Order Route event)
- The route of the order to Exchange 2 (Order Route event)

Industry Members are required to capture the *eventTimestamp* in Order Modified events reflecting the time the order was modified (e.g., the time that the order was confirmed to be modified in the firm's OMS/EMS). In this example, the *eventTimestamp* reflects the time that Broker 1 modified the order on its books and records after receiving the exchange cancellation. Broker 1 is not required to report a receipt time, as the modification was not requested by the customer.

#	Step	Reported Event	Comments
1	Customer sends an order to Broker 1	NA	
2	Broker 1 accepts the customer order	<p><b>Broker 1 reports a <i>New Order event</i></b></p> <p>type: MENO            orderKeyDate: 20180417T000000            orderID: O23456            symbol: XYZ            eventTimestamp: 20180417T143035.234456            manualFlag: false            deptType: T            side: B            price: 9.99            quantity: 1000            orderType: LMT            timeInForce: DAY=20180417            tradingSession: REG</p>	

#	Step	Reported Event	Comments
		custDsplntrFlag: false firmDesignatedID: INS001 accountHolderType: A affiliateFlag: false negotiatedTradeFlag: false representativeInd: N	
3	Broker 1 routes the order to Exchange 1	<i>Broker 1 reports an <b>Order Route event</b></i>  type: MEOR orderKeyDate: 20180417T000000 orderID: O23456 symbol: XYZ eventTimestamp: 20180417T143035.534456 manualFlag: false senderIMID: 123:FRMA destination: EXCH1 destinationType: E routedOrderID: XYZO555 session: SESS-1 side: B price: 9.99 quantity: 1000 orderType: LMT timeInForce: DAY=20180417 tradingSession: REG affiliateFlag: false isoInd: NA handlingInstructions:	
4	Exch 1 accepts the order from Broker 1	<i>Exch 1 reports a Participant <b>Order Accepted event</b></i>	
5	Exch 1 cancels the order	<i>Exch 1 reports a Participant <b>Order Cancelled event</b></i>	
6	The route is cancelled on Broker 1's books and records	N/A	Since the cancellation was initiated by the exchange, Broker 1 is not required to report a Route Cancelled event.
7	Broker 1 routes the order to Exchange 2	<i>Broker 1 reports an <b>Order Route event</b></i>  type: MEOR orderKeyDate: 20180417T000000 orderID: O23456 symbol: XYZ eventTimestamp:	

#	Step	Reported Event	Comments
		20180417T143036.534456 manualFlag: false senderIMID: 123:FRMA destination: EXCH2 destinationType: E routedOrderID: XYZO560 session: SESS-5 side: B price: 9.99 quantity: 1000 orderType: LMT timeInForce: DAY=20180417 tradingSession: REG affiliateFlag: false isoInd: NA handlingInstructions:	
8	Exch 2 accepts the order from Broker 1	<i>Exch 2 reports a Participant <b>Order Accepted</b> event</i>	
9	Exch 2 executes the order	<i>Exch 2 reports a Participant <b>Order Trade</b> event</i>	

## 2.7 ATS Reporting Scenarios

This section illustrates the CAT reporting requirements for ATSS. Refer to Section 3.1 of the [CAT Reporting Technical Specifications for Industry Members](#) and [Section H of the CAT FAQs regarding ATSS](#) for additional information.

### 2.7.1 ATS Cross with One Order on Each Side

This scenario illustrates the CAT reporting requirements when a firm's ATS receives two Industry Member subscriber orders and crosses them.



Industry Member Broker 1 is required to report:

- The receipt of the customer order (New Order event)
- The route of the order to the ATS (Order Route event)

Industry Member Broker 2 is required to report:

- The receipt of the customer order (New Order event)
- The route of the order to the ATS (Order Route event)

Industry Member ATS A is required to report:

- The receipt of the order from Broker 1 (Order Accepted event)
- The receipt of the order from Broker 2 (Order Accepted event)
- The Cross of Broker 1's order with Broker 2's order (Trade event)

#	Step	Reported Event	Comments
1	Customer sends a BUY order to Broker 1.	NA	
2	Broker 1 receives the BUY order from the customer	<p><i>Broker 1 (IMID=FRMA) reports a <b>New Order event</b></i></p> <p>type: MENO  orderKeyDate: 20170801T000000  orderID: O12345  symbol: XYZ  eventTimestamp: 20170801T143031.123456  manualFlag: false  deptType: A  side: B  price: 10.01  quantity: 300  orderType: LMT  timeInForce: DAY=20170801  tradingSession: REG  custDsplIntrFlag: false  firmDesignatedID: INC123  accountHolderType: A  affiliateFlag: false  negotiatedTradeFlag: false  representativeInd: N</p>	
3	Broker 1 routes the BUY order to ATS A	<p><i>Broker 1 reports an <b>Order Route event</b></i></p> <p>type: MEOR  orderKeyDate: 20170801T000000  orderID: O12345  symbol: XYZ</p>	

#	Step	Reported Event	Comments
		eventTimestamp: 20170801T143032.123456 manualFlag: false senderIMID: 123:FRMA destination: 456:ATSA destinationType: F routedOrderID: ABCDXYZ555 side: B price: 10.01 quantity: 300 orderType: LMT timeInForce: DAY=20170801 tradingSession: REG affiliateFlag: false isoInd: NA	
4	ATS A accepts the buy order routed from Broker 1	<i>ATS A (IMID = ATSA) reports an  <b>Order Accepted event</b></i>  type: MEOA orderKeyDate: 20170801T000000 orderID: O88855 symbol: XYZ eventTimestamp: 20170801T143032.523456 manualFlag: false receiverIMID: 456:ATSA senderIMID: 123:FRMA senderType: F routedOrderID: ABCDXYZ555 affiliateFlag: false deptType: ATS side: B price: 10.01 quantity: 300 orderType: LMT timeInForce: DAY=20170801 tradingSession: REG isoInd: NA custDspIntrFlag: false seqNum: 1240 atsDisplayInd: N displayPrice: 0 workingPrice: 10.01 displayQty: 0 atsOrderType: P2 nbbPrice: 10.00 nboPrice: 10.03 nbboSource: S	

#	Step	Reported Event	Comments
		nbboTimestamp: 20170801T143032.523456	
5	Customer sends a SELL order to Broker 2	NA	
6	Broker 2 receives the SELL order from the customer	<p><i>Broker 2 (IMID=FRMB) reports a <b>New Order event</b></i></p> <p>type: MENO  orderKeyDate: 20170801T000000  orderID: O555  symbol: XYZ  eventTimestamp:  20170801T143031.523456  manualFlag: false  deptType: A  side: SL  price: 10.01  quantity: 300  orderType: LMT  timeInForce: DAY=20170801  tradingSession: REG  custDspIntrFlag: false  firmDesignatedID: INC555  accountHolderType: A  affiliateFlag: false  negotiatedTradeFlag: false  representativeInd: N</p>	
7	Broker 2 routes the SELL order to ATS A	<p><i>Broker 2 reports an <b>Order Route event</b></i></p> <p>type: MEOR  orderKeyDate: 20170801T000000  orderID: O555  symbol: XYZ  eventTimestamp:  20170801T143032.123456  manualFlag: false  senderIMID: 789:FRMB  destination: 456:ATSA  destinationType: F  routedOrderID: ABCDXYZ556  side: SL  price: 10.01  quantity: 300  orderType: LMT  timeInForce: DAY=20170801</p>	

#	Step	Reported Event	Comments
		tradingSession: REG affiliateFlag: false isoInd: NA	
8	ATS A accepts the SELL order routed from Broker 2	<p><i>ATS A (IMID = ATSA) reports an <b>Order Accepted event</b></i></p> <p>type: MEOA  orderKeyDate: 20170801T000000  orderID: O88856  symbol: XYZ  eventTimestamp: 20170801T143032.523456  manualFlag: false  receiverIMID: 456:ATSA  senderIMID: 789:FRMB  senderType: F  routedOrderID: ABCDXYZ556  affiliateFlag: false  deptType: ATS  side: SL  price: 10.01  quantity: 300  orderType: LMT  timeInForce: DAY=20170801  tradingSession: REG  isoInd: NA  custDspIntrFlag: false  seqNum: 1260  atsDisplayInd: N  displayPrice: 0  workingPrice: 10.01  displayQty: 0  atsOrderType: P2  nbbPrice: 10.00  nboPrice: 10.03  nbboSource: S  nbboTimestamp: 20170801T143032.523456</p>	
9	ATS A performs the cross, and the orders are executed.	<p><i>ATS A reports a <b>Trade event with O88855 and O88856 on the sides</b></i></p> <p>type: MEOT  tradeKeyDate: 20170801T000000  tradeID: TXYZ100  symbol: XYZ  eventTimestamp: 20170801T143033.523456</p>	The MEOT reported by ATSA must link to the related media trade report through the <i>tapeTradeID</i> field. ATSA is <b>not</b> required to link to any non-media trade reports.

#	Step	Reported Event	Comments
		manualFlag: false cancelFlag: false cancelTimestamp: quantity: 300 price: 10.01 capacity: A tapeTradeID: BRSEQ8000 marketCenterID: DN sideDetailsInd: NA buyDetails: orderKeyDate: 20170801T000000 orderID: O88855 side: B sellDetails: orderKeyDate: 20170801T000000 orderID: O88856 side: SL seqNum: 1271 nbbPrice: 10.00 nboPrice: 10.02 nbboSource: S nbboTimestamp: 20170801T143033.523456	

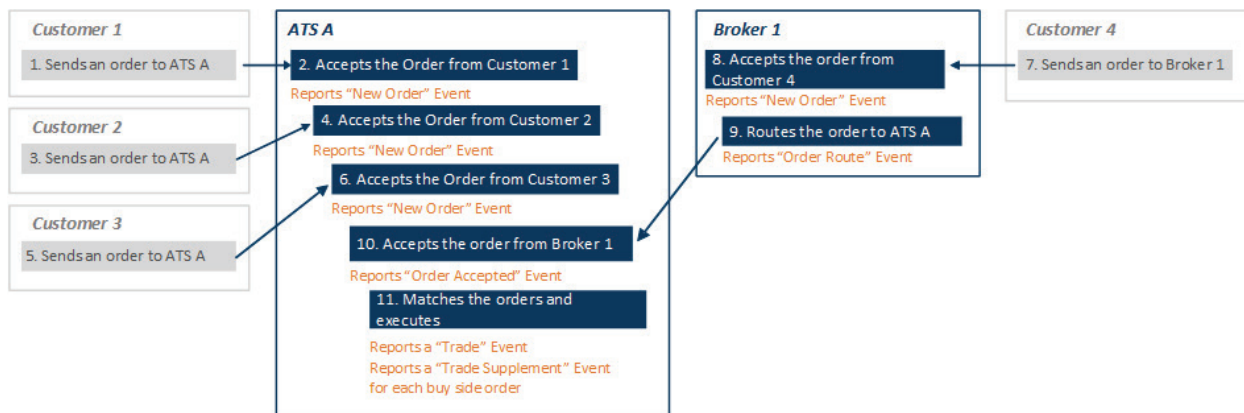
**2.7.2 ATS Cross with Multiple Orders on One Side**

This scenario illustrates the CAT reporting requirements when an ATS matches as agent the orders of multiple customers on one side with the order of one customer on the other side. If the matches occur in a single execution or a "single event" (e.g., with the press of a button or pursuant to an automated execution algorithm), and the transaction is reported to the tape as a single transaction (e.g., a single cross), the ATS must report an MEOT event, followed by subsequent MEOTS events.

Sequential executions, even those occurring very close in time, would not be considered a single event and must be reported as separate MEOTs.

This scenario illustrates reporting requirements when using an MEOTS event.





Industry Member Broker 1 is required to report:

- The receipt of Customer 4’s order (New Order event)
- The route of the order to the ATS (Order Route event)

Industry Member ATS A is required to report:

- The receipt of Customer 1’s order (New Order event)
- The receipt of Customer 2’s order (New Order event)
- The receipt of Customer 3’s order (New Order event)
- The receipt of Broker 1’s order (Order Accepted event)
- Matching of Broker 1’s order with Customer 1’s Order, Customer 2’s Order and Customer 3’s Order, and execution (Trade event)
- Side Details of Customer 1’s Order (Trade Supplement Event)
- Side Details of Customer 2’s Order (Trade Supplement Event)
- Side Details of Customer 3’s Order (Trade Supplement Event)

#	Step	Reported Event	Comments
1	Customer 1 sends a Buy order to ATS A	NA	
2	ATS A accepts the customer order	<p><i>ATS A reports a <b>New Order event</b></i></p> <p>type: MENO  orderKeyDate: 20180416T000000  orderID: O12345  symbol: XYZ  eventTimestamp: 20180416T153035.234456  manualFlag: false  deptType: ATS  side: B  price: 10.00  quantity: 500</p>	

#	Step	Reported Event	Comments
		orderType: LMT timeInForce: DAY=20180416 tradingSession: REG custDspIntrFlag: false firmDesignatedID: INS001 accountHolderType: A affiliateFlag: false negotiatedTradeFlag: false representativeInd: N seqNum: 1201 atsDisplayInd: N displayPrice: 0 workingPrice: 10.00 displayQty: 0 atsOrderType: P1 nbbPrice: 9.99 nboPrice: 10.03 nbboSource: S nbboTimestamp: 20180416T153035.234455	
3	Customer 2 sends a Buy order to ATS A	NA	
4	ATS A accepts the customer order	<i>ATS A reports a <b>New Order event</b></i>  type: MENO orderKeyDate: 20180416T000000 orderID: O123999 symbol: XYZ eventTimestamp: 20180416T153035.334456 manualFlag: false deptType: ATS side: B price: 10.00 quantity: 300 orderType: LMT timeInForce: DAY=20180416 tradingSession: REG custDspIntrFlag: false firmDesignatedID: INS567 accountHolderType: A affiliateFlag: false negotiatedTradeFlag: false representativeInd: N seqNum: 1235 atsDisplayInd: N displayPrice: 0 workingPrice: 10.00 displayQty: 0	

#	Step	Reported Event	Comments
		atsOrderType: P1 nbbPrice: 10.00 nboPrice: 10.03 nbboSource: S nbboTimestamp: 20180416T153035.334454	
5	Customer 3 sends a Buy order to ATS A	NA	
6	ATS A accepts the customer order	<i>ATS A reports a <b>New Order event</b></i>  type: MENO orderKeyDate: 20180416T000000 orderID: O12500 symbol: XYZ eventTimestamp: 20180416T153035.334456 manualFlag: false deptType: ATS side: B price: 10.00 quantity: 400 orderType: LMT timeInForce: DAY=20180416 tradingSession: REG custDspIntrFlag: false firmDesignatedID: INS789 accountHolderType: A affiliateFlag: false negotiatedTradeFlag: false representativeInd: N seqNum: 1236 atsDisplayInd: N displayPrice: 0 workingPrice: 10.00 displayQty: 0 atsOrderType: P1 nbbPrice: 10.00 nboPrice: 10.03 nbboSource: S nbboTimestamp: 20180416T153035.334454	
7	Customer 4 sends a Sell order to Broker 1	NA	
8	Broker 1 accepts the customer order	<i>Broker 1 reports a <b>New Order event</b></i>  type: MENO	

#	Step	Reported Event	Comments
		orderKeyDate: 20180416T000000 orderID: O8000 symbol: XYZ eventTimestamp: 20180416T153036.334456 manualFlag: false deptType: T side: SL price: 10.00 quantity: 1200 orderType: LMT timeInForce: DAY=20180416 tradingSession: REG custDspIntrFlag: false firmDesignatedID: CUST-IN200 accountHolderType: A affiliateFlag: false negotiatedTradeFlag: false	
9	Broker 1 routes the order to ATS A	<i>Broker 1 (IMID = BRKA) reports an <b>Order Route event</b></i>  type: MEOR orderKeyDate: 20180416T000000 orderID: O8000 symbol: XYZ eventTimestamp: 20180416T153036.500456 manualFlag: false senderIMID: 123:BRKA destination: 456:ATSA destinationType: F routedOrderID: ATSAXYZ8000 side: SL price: 10.00 quantity: 1200 orderType: LMT timeInForce: DAY=20180416 tradingSession: REG affiliateFlag: false isoInd: NA	
10	ATS A accepts the order routed from Broker 1	<i>ATS A (IMID = ATSA) reports an <b>Order Accepted event</b></i>  type: MEOA orderKeyDate: 20180416T000000 orderID: O88855 symbol: XYZ	

#	Step	Reported Event	Comments
		eventTimestamp: 20180416T153036.544456 manualFlag: false receiverIMID: 456:ATSA senderIMID: 123:BRKA senderType: F routedOrderID: ATSAXYZ8000 affiliateFlag: false deptType: ATS side: SL price: 10.00 quantity: 1200 orderType: LMT timeInForce: DAY=20180416 tradingSession: REG isoInd: NA custDspIntrFlag: false seqNum: 1240 atsDisplayInd: N displayPrice: 0 workingPrice: 10.00 displayQty: 0 atsOrderType: P2 nbbPrice: 10.00 nboPrice: 10.03 nbboSource: S nbboTimestamp: 20180416T153035.444454	
11	ATS A matches Broker 1's order with Customer 1's order, Customer 2's Order and Customer 3's Order, and executes.	<b>ATS A reports a Trade event</b>  type: MEOT tradeKeyDate: 20180416T000000 tradeID: TXYZ100 symbol: XYZ eventTimestamp: 20180416T153037.494456 manualFlag: false cancelFlag: false cancelTimestamp: quantity: 1200 price: 10.00 capacity: A tapeTradeID: BRSEQ9000 marketCenterID: DN sideDetailsInd: Sell sellDetails: orderID: O88855 orderKeyDate:	Since there was only one order on the sell side, ATSA would only populate the <i>sellDetails</i> in its MEOT.  A separate MEOTS will be reported for every order related to the buy side of the trade.

#	Step	Reported Event	Comments
		20180416T000000 side: SL seqNum: 1241 nbbPrice: 10.00 nboPrice: 10.02 nbboSource: S nbboTimestamp: 20180416T153037.494450	
12	ATS A reports a Trade Supplement event with the side details of Customer 1's order	<b><i>ATS A reports a Trade Supplement event with side details for orderID O12345</i></b>  type: MEOTS tradeKeyDate: 20180416T000000 tradeID: XYZ100 symbol: XYZ eventTimestamp: 20180416T153037.494456 buyDetails: orderID: O12345 orderKeyDate: 20180416T000000 side: B quantity: 500 multiLegInd: false	In this example, the <i>multiLegInd</i> field is populated with a value of 'false' as the event is not associated with a multi-leg order event.
13	ATS A reports a Trade Supplement event with the side details of Customer 2's order	<b><i>ATS A reports a Trade Supplement event with side details for orderID O123999</i></b>  type: MEOTS tradeKeyDate: 20180416T000000 tradeID: XYZ100 symbol: XYZ eventTimestamp: 20180416T153037.494456 buyDetails: orderID: O123999 orderKeyDate: 20180416T000000 side: B quantity: 300 multiLegInd: false	
14	ATS A reports a Trade Supplement event with the side details of Customer 3's order	<b><i>ATS A reports a Trade Supplement event with side details for orderID O12500</i></b>	

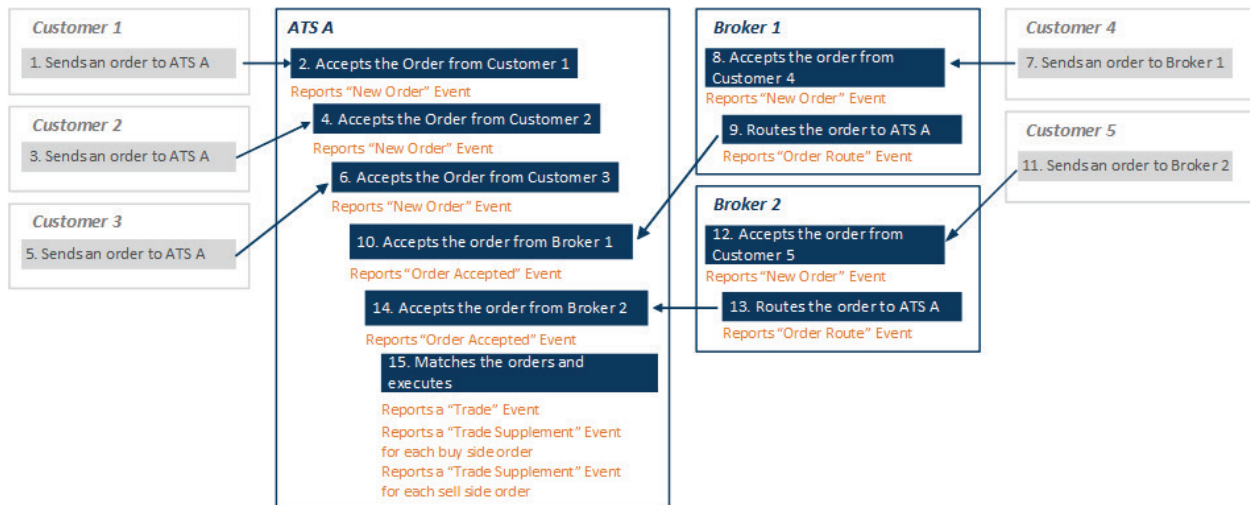
#	Step	Reported Event	Comments
		type: MEOTS tradeKeyDate: 20180416T000000 tradeID: XYZ100 eventTimestamp: 20180416T153037.494456 buyDetails: orderID: O12500 orderKeyDate: 20180416T000000 side: B quantity: 400 multiLegInd: false	

### 2.7.3 ATS Cross with Multiple Orders on Each Side

This scenario illustrates the CAT reporting requirements when an ATS matches as agent the orders of multiple customers on one side with the orders of multiple customers on the other side. If the matches occur in a single execution or a "single event" (e.g., with the press of a button or pursuant to an automated execution algorithm), and the transaction is reported to the tape as a single transaction (e.g., a single cross), the ATS must report an MEOT event, followed by subsequent MEOTS events.

Sequential executions, even those occurring very close in time, would not be considered a single event and must be reported as a separate MEOT.

This scenario illustrates reporting requirements when using an MEOTS event.



Industry Member Broker 1 is required to report:

- The receipt of Customer 4's order (New Order event)

- The route of the order to the ATS (Order Route events)

Industry Member Broker 2 is required to report:

- The receipt of Customer 5's order (New Order event)
- The route of the order to the ATS (Order Route events)

Industry Member ATS A is required to report:

- The receipt of Customer 1's order (New Order event)
- The receipt of Customer 2's order (New Order event)
- The receipt of Customer 3's order (New Order event)
- The receipt of Broker 1's order (Order Accepted event)
- The receipt of Broker 2's order (Order Accepted event)
- Matching of Broker 1's order and Broker 2's order with Customer 1's Order, Customer 2's Order and Customer 3's Order, and execution (Trade event)
- Side Details of Customer 1's Order (Trade Supplement Event)
- Side Details of Customer 2's Order (Trade Supplement Event)
- Side Details of Customer 3's Order (Trade Supplement Event)
- Side Details of Broker 1's Order (Trade Supplement Event)
- Side Details of Broker 2's Order (Trade Supplement Event)

#	Step	Reported Event	Comments
1	Customer 1 sends a Buy order to ATS A	NA	
2	ATS A accepts the customer order	<p><i>ATS A reports a <b>New Order event</b></i></p> <p>type: MENO  orderKeyDate: 20180416T000000  orderID: O12345  symbol: XYZ  eventTimestamp:  20180416T153035.234456  manualFlag: false  deptType: ATS  side: B  price: 10.00  quantity: 500  orderType: LMT  timeInForce: DAY=20180416  tradingSession: REG  custDsplntrFlag: false  firmDesignatedID: INS001  accountHolderType: A</p>	



#	Step	Reported Event	Comments
		affiliateFlag: false negotiatedTradeFlag: false representativeInd: N seqNum: 1201 atsDisplayInd: N displayPrice: 0 workingPrice: 10.00 displayQty: 0 atsOrderType: P1 nbbPrice: 9.99 nboPrice: 10.03 nbboSource: S nbboTimestamp: 20180416T153035.234455	
3	Customer 2 sends a Buy order to ATS A	NA	
4	ATS A accepts the customer order	<i>ATS A reports a <b>New Order event</b></i>  type: MENO orderKeyDate: 20180416T000000 orderID: O123999 symbol: XYZ eventTimestamp: 20180416T153035.334456 manualFlag: false deptType: ATS side: B price: 10.00 quantity: 300 orderType: LMT timeInForce: DAY=20180416 tradingSession: REG custDspIntrFlag: false firmDesignatedID: INS567 accountHolderType: A affiliateFlag: false negotiatedTradeFlag: false representativeInd: N seqNum: 1235 atsDisplayInd: N displayPrice: 0 workingPrice: 10.00 displayQty: 0 atsOrderType: P1 nbbPrice: 10.00 nboPrice: 10.03 nbboSource: S nbboTimestamp: 20180416T153035.334454	

#	Step	Reported Event	Comments
5	Customer 3 sends a Buy order to ATS A	NA	
6	ATS A accepts the customer order	<p><i>ATS A reports a <b>New Order event</b></i></p> <p>type: MENO  orderKeyDate: 20180416T000000  orderID: O12500  symbol: XYZ  eventTimestamp:  20180416T153035.334456  manualFlag: false  deptType: ATS  side: B  price: 10.00  quantity: 400  orderType: LMT  timeInForce: DAY=20180416  tradingSession: REG  custDsplIntrFlag: false  firmDesignatedID: INS789  accountHolderType: A  affiliateFlag: false  negotiatedTradeFlag: false  representativeInd: N  seqNum: 1236  atsDisplayInd: N  displayPrice: 0  workingPrice: 10.00  displayQty: 0  atsOrderType: P1  nbbPrice: 10.00  nboPrice: 10.03  nbboSource: S  nbboTimestamp:  20180416T153035.334454</p>	
7	Customer 4 sends a Sell order to Broker 1	NA	
8	Broker 1 accepts the customer order	<p><i>Broker 1 reports a <b>New Order event</b></i></p> <p>type: MENO  orderKeyDate: 20180416T000000  orderID: O8000  symbol: XYZ  eventTimestamp:  20180416T153036.334456  manualFlag: false</p>	

#	Step	Reported Event	Comments
		deptType: T side: SL price: 10.00 quantity: 1000 orderType: LMT timeInForce: DAY=20180416 tradingSession: REG custDspIntrFlag: false firmDesignatedID: CUST-IN200 accountHolderType: A affiliateFlag: false negotiatedTradeFlag: false	
9	Broker 1 routes the order to ATS A	<i>Broker 1 (IMID = BRKA) reports an <b>Order Route event</b></i>  type: MEOR orderKeyDate: 20180416T000000 orderID: O8000 symbol: XYZ eventTimestamp: 20180416T153036.500456 manualFlag: false senderIMID: 123:BRKA destination: 456:ATSA destinationType: F routedOrderID: ATSAXYZ8000 side: SL price: 10.00 quantity: 1000 orderType: LMT timeInForce: DAY=20180416 tradingSession: REG affiliateFlag: false isolInd: NA	
10	ATS A accepts the order routed from Broker 1	<i>ATS A (IMID = ATSA) reports an <b>Order Accepted event</b></i>  type: MEOA orderKeyDate: 20180416T000000 orderID: O88855 symbol: XYZ eventTimestamp: 20180416T153036.544456 manualFlag: false receiverIMID: 456:ATSA senderIMID: 123:BRKA senderType: F	

#	Step	Reported Event	Comments
		routedOrderID: ATSAXYZ8000 affiliateFlag: false deptType: ATS side: SL price: 10.00 quantity: 1000 orderType: LMT timeInForce: DAY=20180416 tradingSession: REG isoInd: NA custDspIntrFlag: false seqNum: 1240 atsDisplayInd: N displayPrice: 0 workingPrice: 10.00 displayQty: 0 atsOrderType: P2 nbbPrice: 10.00 nboPrice: 10.03 nbboSource: S nbboTimestamp: 20180416T153035.444454	
11	Customer 5 sends a Sell order to Broker 2	NA	
12	Broker 2 accepts the customer order	<i>Broker21 reports a <b>New Order event</b></i>  type: MENO orderKeyDate: 20180416T000000 orderID: O8005 symbol: XYZ eventTimestamp: 20180416T153036.334456 manualFlag: false deptType: T side: SL price: 10.00 quantity: 200 orderType: LMT timeInForce: DAY=20180416 tradingSession: REG custDspIntrFlag: false firmDesignatedID: CUST-IN300 accountHolderType: A affiliateFlag: false negotiatedTradeFlag: false	

#	Step	Reported Event	Comments
13	Broker 2 routes the order to ATS A	<p><i>Broker 2 (IMID = BRKB) reports an <b>Order Route event</b></i></p> <p>type: MEOR  orderKeyDate: 20180416T000000  orderID: O8005  symbol: XYZ  eventTimestamp:  20180416T153036.500456  manualFlag: false  senderIMID: 789:BRKB  destination: 456:ATSA  destinationType: F  routedOrderID: ATSAXYZ8000  side: SL  price: 10.00  quantity: 200  orderType: LMT  timeInForce: DAY=20180416  tradingSession: REG  affiliateFlag: false  isolnd: NA</p>	
14	ATS A accepts the order routed from Broker 2	<p><i>ATS A (IMID = ATSA) reports an <b>Order Accepted event</b></i></p> <p>type: MEOA  orderKeyDate: 20180416T000000  orderID: O88856  symbol: XYZ  eventTimestamp:  20180416T153036.544456  manualFlag: false  receiverIMID: 456:ATSA  senderIMID: 789:BRKB  senderType: F  routedOrderID: ATSAXYZ8000  affiliateFlag: false  deptType: ATS  side: SL  price: 10.00  quantity: 200  orderType: LMT  timeInForce: DAY=20180416  tradingSession: REG  isolnd: NA  custDspIntrFlag: false  seqNum: 1241</p>	

#	Step	Reported Event	Comments
		atsDisplayInd: N displayPrice: 0 workingPrice: 10.00 displayQty: 0 atsOrderType: P2 nbbPrice: 10.00 nboPrice: 10.03 nbboSource: S nbboTimestamp: 20180416T153035.444454	
15	ATS A matches Broker 1's order and Broker 2's order with Customer 1's order, Customer 2's Order and Customer 3's Order, and executes.	<b>ATS A reports a Trade event</b>  type: MEOT tradeKeyDate: 20180416T00000 tradeID: TXYZ100 symbol: XYZ eventTimestamp: 20180416T153037.494456 manualFlag: false cancelFlag: false cancelTimestamp: quantity: 1200 price: 10.00 capacity: A tapeTradeID: BRSEQ9000 marketCenterID: DN sideDetailsInd: NA seqNum: 1242 nbbPrice: 10.00 nboPrice: 10.02 nbboSource: S nbboTimestamp: 20180416T153037.494456	Since there was more than one order on both the buy side and the sell side, the side details for all related orders will be captured in separate MEOTS events.
16	ATS A reports a Trade Supplement event with the side details of Customer 1's order	<b>ATS A reports a Trade Supplement event with side details for orderID O12345</b>  type: MEOTS tradeKeyDate: 20180416T000000 tradeID: TXYZ100 symbol: XYZ eventTimestamp: 20180416T153037.494456 buyDetails: orderID: O12345 orderKeyDate: 20180416T000000	In this example, the <i>multiLegInd</i> field is populated with a value of 'false' as the event is not associated with a multi-leg order event.

#	Step	Reported Event	Comments
		side: B quantity: 500 multiLegInd: false	
17	ATS A reports a Trade Supplement event with the side details of Customer 2's order	<i>ATS A reports a <b>Trade Supplement event</b> with side details for orderID O123999</i>  type: MEOTS tradeKeyDate: 20180416T000000 tradeID: XYZ100 symbol: XYZ eventTimestamp: 20180416T153037.494456 buyDetails: orderID: O123999 orderKeyDate: 20180416T153035.334456 side: B quantity: 300 multiLegInd: false	
18	ATS A reports a Trade Supplement event with the side details of Customer 3's order	<i>ATS A reports a <b>Trade Supplement event</b> with side details for orderID O12500</i>  type: MEOTS tradeKeyDate: 20180416T000000 tradeID: XYZ100 symbol: XYZ eventTimestamp: 20180416T153037.494456 buyDetails: orderID: O12500 orderKeyDate: 20180416T000000 side: B quantity: 400 multiLegInd: false	
19	ATS A reports a Trade Supplement event with the side details of Broker 1's order	<i>ATS A reports a <b>Trade Supplement event</b> with side details for orderID O88855</i>  type: MEOTS tradeKeyDate: 20180416T000000 tradeID: XYZ100 symbol: XYZ eventTimestamp: 20180416T153037.494456 sellDetails: orderID: O88855	

#	Step	Reported Event	Comments
		orderKeyDate: 20180416T000000 side: SL quantity: 1000 multiLegInd: false	
20	ATS A reports a Trade Supplement event with the side details of Broker 2's order	<i>ATS A reports a <b>Trade Supplement event</b> with side details for orderID O88856</i>  type: MEOTS tradeKeyDate: 20180416T000000 tradeID: TXYZ100 symbol: XYZ eventTimestamp: 20180416T153037.494456 sellDetails: orderID: O88856 orderKeyDate: 20180416T000000 side: SL quantity: 200 multiLegInd: false	

**2.7.4 Order Modification of a PEG Order**

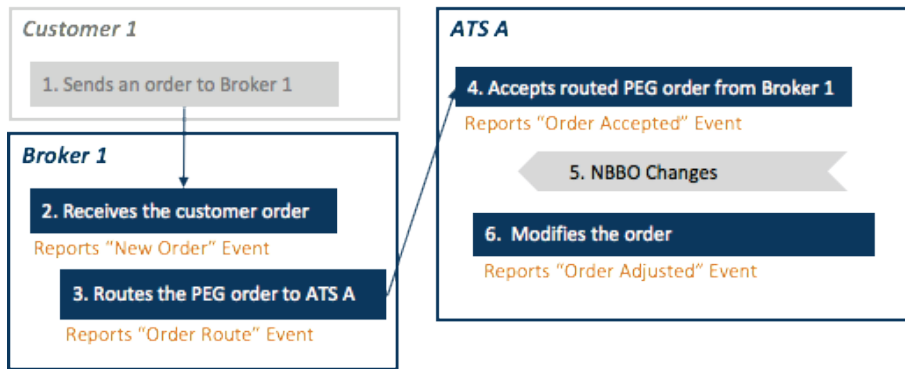
This scenario illustrates how an Order Adjusted Event is reported when either a display ATS or a non-display ATS reprices a peg order.

In accordance with [CAT FAQ H1](#), each time an Industry Member reprices a peg order based on a market move (i.e., when there is a change in the national best bid or offer or the best bid or offer on a particular exchange, as applicable based on the terms of the order), the Industry Member must report a price modification of the peg order to the CAT pursuant to Section 6.3(d) of the CAT NMS Plan, as applied to Industry Members by Section 6.4(d)(i) of the CAT NMS Plan, if the price is modified.

If the Industry Member does not reprice a peg order when the market moves, the Industry Member does not need to report a modification of the peg order to the CAT since the order was not modified by either the customer or the Industry Member. For example, for both displayed and non-displayed alternative trading systems (ATSs), if an ATS's matching engine reprices a peg order when the market moves, the price modification must be reported to the CAT. If a matching engine does not reprice a peg order when the market moves, there is no requirement to report a price modification to the CAT.

In this scenario, Industry Member Broker 1 routes a customer midpoint PEG order to ATS A. ATS A gives the order a working price upon receipt. Then the NBBO changes while the order stays open on the book. The ATS reprices the order, which must be reported to CAT.





Industry Member Broker 1 is required to report:

- The receipt of customer order (New Order event)
- The route of the order to the ATS (Order Route event)

Industry Member ATS A is required to report:

- The receipt of the PEG order from Broker 1 (Order Accepted event)
- The modification of the price due to NBBO changes (Order Adjusted Event)

Since only a price change is being reported, ATS A is required to represent the current state of all price fields in its Order Adjusted event. The quantity fields are not required.

#	Step	Reported Event	Comments
1	Customer sends a PEG order to Broker 1	NA	
2	Broker 1 accepts the customer order	<p><i>Broker 1 reports a <b>New Order Event</b></i></p> <p>type: MENO  orderKeyDate: 20170801T000000  orderID: O12345  symbol: XYZ  eventTimestamp: 20170801T143030.123456  manualFlag: false  deptType: A  side: B  price: 10.10  quantity: 500  orderType: LMT  timeInForce: DAY=20170801  tradingSession: REG  handlingInstructions: M  custDspIntrFlag: false  firmDesignatedID: C123  accountHolderType: A</p>	

#	Step	Reported Event	Comments
		affiliateFlag: false negotiatedTradeFlag: false representativeInd: N	
3	Broker 1 routes the PEG order to ATS A	<b>Broker 1 reports an <i>Order Route Event</i></b>  type: MEOR orderKeyDate: 20170801T000000 orderID: O12345 symbol: XYZ eventTimestamp: 20170801T143030.623456 manualFlag: false senderIMID: 123:BRK1 destination: 456:ATSA destinationType: F routedOrderID: S12O12345 side: B price: 10.10 quantity: 500 orderType: LMT timeInForce: DAY=20170801 tradingSession: REG affiliateFlag: false isoInd: NA handlingInstructions: M	<del>Broker 1 is required to populate a value of 'M' in the handlingInstructions field on its Order Route event.</del>
4	The ATS accepts the order from Broker 1	<b>ATS A reports an <i>Order Accepted Event</i></b>  type: MEOA orderKeyDate: 20170801T000000 orderID: O999 symbol: XYZ eventTimestamp: 20170801T143031.123456 manualFlag: false receiverIMID: 456:ATSA senderIMID: 123:BRK1 senderType: F routedOrderID: S12O12345 affiliateFlag: false deptType: ATS side: B price: 10.10 quantity: 500 orderType: LMT	Upon receipt of the order, the ATS assigns a working price based on the market condition. The ATS must capture the NBBO, the source of NBBO, as well as a timestamp indicating the time that the NBBO was captured.

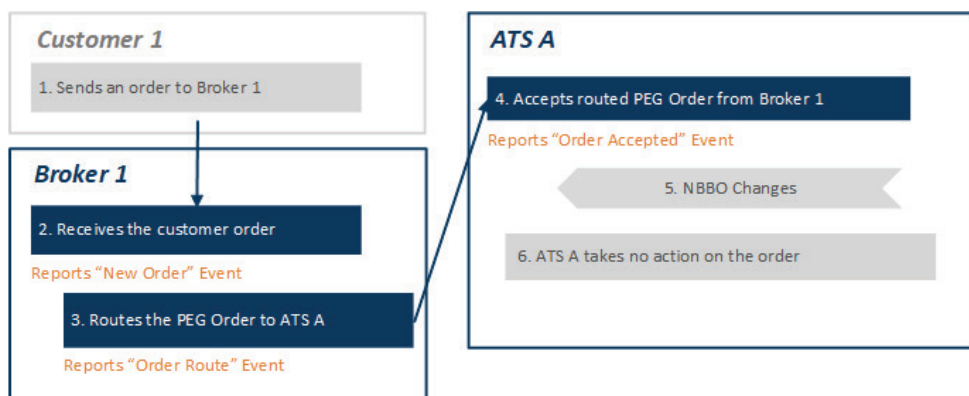
#	Step	Reported Event	Comments
		timeInForce: DAY=20170801 tradingSession: REG isoInd: NA handlingInstructions: M custDspIntrFlag: false seqNum: 1008 atsDisplayInd: N displayPrice: 0 workingPrice: 10.07 displayQty: 0 atsOrderType: MPEG nbbPrice: 10.05 nbbQty: 500 nboPrice: 10.09 nboQty: 300 nbboSource: S nbboTimestamp: 20170801T143031.123456	
5	The NBBO changes	NA	The NBBO changed to 10.05 X 10.08
6	The ATS reprices the working price of the order	<b><i>The ATS reports an Order Adjusted Event</i></b>  type: MEOJ orderKeyDate: 20170801T000000 orderID: O1001 symbol: XYZ priorOrderKeyDate: 20170801T000000 priorOrderID: O999 eventTimestamp: 20170801T143031.623456 manualFlag: false initiator: F price: 10.10 seqNum: 1200 atsDisplayInd: N displayPrice: 0 workingPrice: 10.065 nbbPrice: 10.05 nboPrice: 10.08 nbboSource: S nbboTimestamp: 20170801T143031.603456	<p>The ATS must use the Order Adjusted event for price adjustments as the result of an action by its matching engine.</p> <p>In this example, the ATS assigns a new Order Key with <i>orderID</i> O1001 when the order is adjusted. The <i>orderKeyDate</i> must be populated with the date that the new Order Key was assigned.</p> <p>The Prior Order Key with <i>orderID</i> O999 must be populated in the <i>priorOrderID</i> field. The Prior Order Key links the Order Adjusted event with the Order Accepted event.</p> <p>Since only a price change is being reported, ATSA is required to represent the current state of all price fields. The quantity fields are not required.</p> <p>The initiator flag is populated with a value of 'F', as the firm modified the order based on an implicit customer instruction. Refer to <a href="#">CAT FAQ B63</a> for additional information.</p>

## 2.7.5 Receipt of PEG Order, Followed by Change in NBBO with No Modification on the Order

In accordance with [CAT FAQ H1](#), each time an Industry Member reprices a peg order based on a market move (i.e., when there is a change in the national best bid or offer or the best bid or offer on a particular exchange, as applicable based on the terms of the order), the Industry Member must report a price modification of the peg order to the CAT pursuant to Section 6.3(d) of the CAT NMS Plan, as applied to Industry Members by Section 6.4(d)(i) of the CAT NMS Plan, if the price is modified.

If the Industry Member does not reprice a peg order when the market moves, the Industry Member does not need to report a modification of the peg order to the CAT since the order was not modified by either the customer or the Industry Member. For example, for both displayed and non-displayed alternative trading systems (ATSs), if an ATS's matching engine reprices a peg order when the market moves, the price modification must be reported to the CAT. If a matching engine does not reprice a peg order when the market moves, there is no requirement to report a price modification to the CAT.

In this scenario, an ATS receives a buy order with a primary peg instruction and a limit price of \$10. The order is not displayable or routable and the ATS has no sell orders that are eligible to trade with the buy order. The NBB subsequently moves to 9.99 and the ATS receives no other sell orders that are eligible to trade with the buy order. The ATS takes no action on the open buy order when the NBB moves to 9.99, therefore there is no CAT reportable event.



Industry Member Broker 1 is required to report:

- The receipt of the customer order (New Order event)
- The route of the order to the ATS (Order Route event)

Industry Member ATS A report:

- The receipt of the PEG order from Broker 1 (Order Accepted Event)

#	Step	Reported Event	Comments
1	Customer sends a PEG order to Broker 1	NA	
2	Broker 1 accepts the customer order	<p><b>Broker 1 reports a <i>New Order Event</i></b></p> <p>type: MENO  orderKeyDate: 20170801T000000  orderID: O12345  symbol: XYZ  eventTimestamp: 20170801T143030.123456  manualFlag: false  deptType: A  side: B  price: 10.00  quantity: 500  orderType: LMT  timeInForce: DAY=20170801  tradingSession: REG  handlingInstructions: R  custDsplntrFlag: false  firmDesignatedID: C123  accountHolderType: A  affiliateFlag: false  negotiatedTradeFlag: false  representativeInd: N</p>	
3	Broker 1 routes the PEG order to ATS A	<p><b>Broker 1 reports an <i>Order Route Event</i></b></p> <p>type: MEOR  orderKeyDate: 20170801T000000  orderID: O12345  symbol: XYZ  eventTimestamp: 20170801T143030.623456  manualFlag: false  senderIMID: 123:BRK1  destination: 456:ATSA  destinationType: F  routedOrderID: S12O12345  side: B  price: 10.00  quantity: 500  orderType: LMT  timeInForce: DAY=20170801  tradingSession: REG  affiliateFlag: false</p>	BRK1 is required to populate a value of 'M' in the <i>handlingInstructions</i> field on its <i>Order Route</i> event.

#	Step	Reported Event	Comments
		isoInd: NA handlingInstructions: <del>MR</del>	
4	The ATS accepts the routed order from Broker 1	<p><b>ATS A reports an <i>Order Accepted Event</i></b></p> <p>type: MEOA  orderKeyDate: 20170801T000000  orderID: O999  symbol: XYZ  eventTimestamp: 20170801T143031.123456  manualFlag: false  receiverIMID: 456:ATSA  senderIMID: 123:BRK1  senderType: F  routedOrderID: S12O12345  affiliateFlag: false  deptType: ATS  side: B  price: 10.00  quantity: 500  orderType: LMT  timeInForce: DAY=20170801  tradingSession: REG  isoInd: NA  handlingInstructions: <del>MR</del>  custDsplIntrFlag: false  seqNum: 1008  atsDisplayInd: N  displayPrice: 0  workingPrice: 10.00  displayQty: 0  atsOrderType: PPEG  nbbPrice: 9.98  nbbQty: 500  nboPrice: 10.02  nboQty: 300  nbboSource: S  nbboTimestamp: 20170801T143031.123456</p>	Upon receipt of the order, the ATS assigns a working price based on the market condition. The ATS must capture the NBBO, the source of NBBO, as well as a timestamp indicating the time that the NBBO was captured.
5	The NBBO changes	NA	The NBBO changes to 9.99 x 10.03
6	The ATS does not re-price the order	NA	Since the ATS did not re-price the order, an MEOJ is not required.

## 2.7.6 Crossing of PEG Order after a Change in NBBO with No Modification on the Order

In accordance with [CAT FAQ H1](#), each time an Industry Member reprices a peg order based on a market move (i.e., when there is a change in the national best bid or offer or the best bid or offer on a particular exchange, as applicable based on the terms of the order), the Industry Member must report a price modification of the peg order to the CAT pursuant to Section 6.3(d) of the CAT NMS Plan, as applied to Industry Members by Section 6.4(d)(i) of the CAT NMS Plan, if the price is modified.

If the Industry Member does not reprice a peg order when the market moves, the Industry Member does not need to report a modification of the peg order to the CAT since the order was not modified by either the customer or the Industry Member. For example, for both displayed and non-displayed alternative trading systems (ATSs), if an ATS's matching engine reprices a peg order when the market moves, the price modification must be reported to the CAT. If a matching engine does not reprice a peg order when the market moves, there is no requirement to report a price modification to the CAT.

In this scenario, An ATS receives a buy order with mid-point peg instruction when the NBBO is 9.85 x 10. The order is not displayable or routable and the ATS has no sell orders that are eligible to trade with the buy order. The NBBO subsequently moves to 9.90 x 10. The ATS then receives a market order to sell that is eligible to trade with the buy order and the two orders are crossed at 9.95. Because the ATS did not re-price the buy order prior to executing it, there is no CAT reportable event required to reflect a price modification of the buy order to 9.95.



Industry Member Broker 1 is required to report:

- The receipt of the customer order (New Order event)
- The route of the order to the ATS (Order Route event)

Industry Member Broker 2 is required to report:

- The receipt of the customer order (New Order event)
- The route of the order to the ATS (Order Route event)

Industry Member ATS A must report:

- The receipt of the PEG order from Broker 1 (Order Accepted event)
- The receipt of the Market order from Broker 2 (Order Accepted event)
- The Cross of Broker 1's order with Broker 2's order (Trade event)

#	Step	Reported Event	Comments
1	Customer 1 sends a PEG order to Broker 1	NA	
2	Broker 1 accepts the customer order	<p><b>Broker 1 reports a <i>New Order Event</i></b></p> <p>type: MENO  orderKeyDate: 20170801T000000  orderID: O12345  symbol: XYZ  eventTimestamp: 20170801T143030.123456  manualFlag: false  deptType: A  side: B  price: 10.10  quantity: 500  orderType: LMT  timeInForce: DAY=20170801  tradingSession: REG  handlingInstructions: M  custDspIntrFlag: false  firmDesignatedID: C123  accountHolderType: A  affiliateFlag: false  negotiatedTradeFlag: false  representativeInd: N</p>	
3	Broker 1 routes the PEG order to ATS A	<p><b>Broker 1 reports an <i>Order Route Event</i></b></p> <p>type: MEOR  orderKeyDate: 20170801T000000  orderID: O12345  symbol: XYZ  eventTimestamp: 20170801T143030.623456  manualFlag: false  senderIMID: 123:BRK1  destination: 456:ATSA  destinationType: F  routedOrderID: S12O12345  side: B  price: 10.10</p>	BRK1 is required to populate a value of 'M' in the <i>handlingInstructions</i> field on its <i>Order Route</i> event.



#	Step	Reported Event	Comments
		quantity: 500 orderType: LMT timeInForce: DAY=20170801 tradingSession: REG affiliateFlag: false isoInd: NA handlingInstructions: M	
4	The ATS accepts the routed order from Broker 1	<b>ATS A reports an <i>Order Accepted Event</i></b>  type: MEOA orderKeyDate: 20170801T000000 orderID: O999 symbol: XYZ eventTimestamp: 20170801T143031.123456 manualFlag: false receiverIMID: 456:ATSA senderIMID: 123:BRK1 senderType: F routedOrderID: S12O12345 affiliateFlag: false deptType: ATS side: B price: 10.10 quantity: 500 orderType: LMT timeInForce: DAY=20170801 tradingSession: REG isoInd: NA handlingInstructions: M custDsplIntrFlag: false seqNum: 1008 atsDisplayInd: N displayPrice: 0 workingPrice: 9.95 displayQty: 0 atsOrderType: MPEG nbbPrice: 9.85 nbbQty: 500 nboPrice: 10.00 nboQty: 300 nbboSource: S nbboTimestamp: 20170801T143031.123456	Upon receipt of the order, the ATS assigns a working price based on the market condition. The ATS must capture the NBBO, the source of NBBO, as well as a timestamp indicating the time that the NBBO was captured.
5	The NBBO changes	NA	The NBBO changed to 9.90 X 10.00

#	Step	Reported Event	Comments
6	The ATS does not re-price the order	NA	Since the ATS did not re-price the order, an MEOJ is not required.
7	Customer 2 sends a PEG order to Broker 2	NA	
8	Broker 2 accepts the customer order	<p><b>Broker 2 reports a <i>New Order Event</i></b></p> <p>type: MENO  orderKeyDate: 20170801T000000  orderID: O12346  symbol: XYZ  eventTimestamp:  20170801T143032.123456  manualFlag: false  deptType: A  side: SL  quantity: 500  orderType: MKT  timeInForce: DAY=20170801  tradingSession: REG  custDsplIntrFlag: false  firmDesignatedID: C124  accountHolderType: A  affiliateFlag: false  negotiatedTradeFlag: false  representativeInd: N</p>	
9	Broker 2 routes the MKT order to ATS A	<p><b>Broker 2 reports an <i>Order Route Event</i></b></p> <p>type: MEOR  orderKeyDate: 20170801T000000  orderID: O12346  symbol: XYZ  eventTimestamp:  20170801T143032.623456  manualFlag: false  senderIMID: 789:BRK2  destination: 456:ATSA  destinationType: F  routedOrderID: S12O12346  side: SL  quantity: 500  orderType: MKT  timeInForce: DAY=20170801  tradingSession: REG  affiliateFlag: false  isoInd: NA</p>	

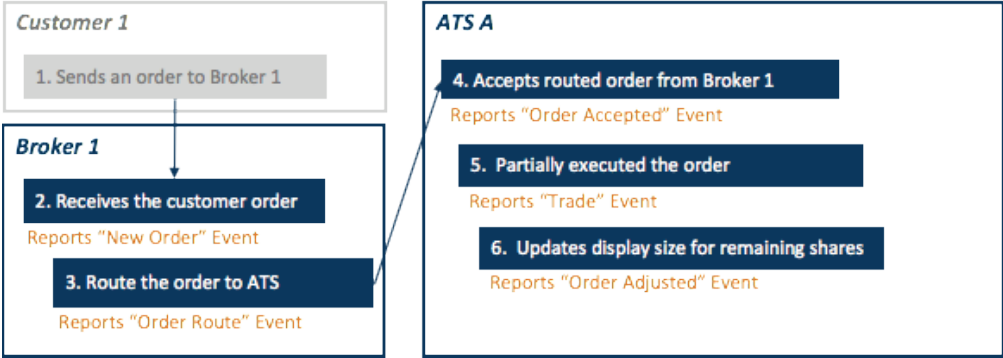
#	Step	Reported Event	Comments
10	The ATS accepts the routed order from Broker 2	<p><b>ATS A reports an <i>Order Accepted Event</i></b></p> <p>type: MEOA  orderKeyDate: 20170801T000000  orderID: O9910  symbol: XYZ  eventTimestamp: 20170801T143033.123456  manualFlag: false  receiverIMID: 456:ATSA  senderIMID: 789:BRK2  senderType: F  routedOrderID: S12O12346  affiliateFlag: false  deptType: ATS  side: SL  quantity: 500  orderType: MKT  timeInForce: DAY=20170801  tradingSession: REG  isolInd: NA  custDsplIntrFlag: false  seqNum: 1058  atsDisplayInd: N  displayPrice: 0  workingPrice: 0  displayQty: 0  atsOrderType:  nbbPrice: 9.90  nbbQty: 500  nboPrice: 10.00  nboQty: 300  nbboSource: S  nbboTimestamp: 20170801T143033.123456</p>	For Market or Limit Orders without ATS specific handling instructions, <i>atsOrderType</i> is not required.
11	ATS A matched and crossed the Buy and Sell orders	<p><b>ATS A reports a <i>Trade event</i></b></p> <p>type: MEOT  tradeID: TXYZ124  tradeKeyDate: 20170801T000000  symbol: XYZ  eventTimestamp: 20170801T143033.523456  manualFlag: false  cancelFlag: false</p>	In this Trade Event, the Buy side details reflect the customer order O999, and the Sell side details reflect the routed order O9910

#	Step	Reported Event	Comments
		cancelTimestamp: quantity: 500 price: 9.95 capacity: A tapeTradeID: TRF123 marketCenterID: DN sideDetailsInd: NA buyDetails: orderKeyDate: 20170801T000000 orderID: O999 side: B sellDetails: orderKeyDate: 20170801T000000 orderID: O9910 side: SL	

**2.7.7 Display Modifications of a Display ATS**

Display modifications can be reported to CAT using the Order Adjusted event. This scenario illustrates the CAT reporting requirements when an order is partially executed on an ATS, and as a result the display size of the order changes. In this scenario, an order is routed to an ATS for execution.

This example illustrates the display modification reporting, and does not reflect subsequent order handling.



Industry Member Broker 1 is required to report:

- Receipt of the customer order (New Order event)
- The route of the order to ATS A (Order Route event)

Industry Member ATS A is required to report:

- The receipt of the order from Broker 1 (Order Accepted event)
- The partial execution of the order (Trade event)
- The update to the display size post execution (Order Adjusted event)

Since only a quantity change is being reported, ATSA is required to represent the current state of all quantity fields in its Order Adjusted event. The price fields are not required.

#	Step	Reported Event	Comments
1	Customer sends an order to Broker 1 with a display quantity of 1000	NA	
2	Broker 1 accepts the customer order	<p><b>Broker 1 reports a <i>New Order event</i></b></p> <p>type: MENO  orderKeyDate: 20170801T000000  orderID: O34567  symbol: XYZ  eventTimestamp: 20170801T143030.123456  manualFlag: false  deptType: A  side: B  price: 10.00  quantity: 10000  orderType: LMT  timeInForce: DAY=20170801  tradingSession: REG  handlingInstructions: RSV DISQ=1000  custDspIntrFlag: true  firmDesignatedID: CUS999  accountHolderType: A  affiliateFlag: false  negotiatedTradeFlag: false  representativeInd: N</p>	The order was received from the customer with a display quantity instruction, which is represented in the <i>handlingInstructions</i> field with a Name/Value pair of 'DISQ=1000'.
3	Broker 1 routes the order to ATS A	<p><b>Broker 1 reports an <i>Order Route event</i></b></p> <p>type: MEOR  orderKeyDate: 20170801T000000  orderID: O34567  symbol: XYZ  eventTimestamp: 20170801T143030.323456  manualFlag: false  senderIMID: 123:BRKR1</p>	Broker 1 is required to populate a value of 'RSV' and a Name/Value Pair of "DISQ=1000" in the <i>handlingInstructions</i> field on its Order Route event.

#	Step	Reported Event	Comments
		destination: 456:ATSA destinationType: F routedOrderID: RTO34567 side: B price: 10.00 quantity: 10000 minQty: 100 orderType: LMT timeInForce: DAY=20170801 tradingSession: REG affiliateFlag: false isoInd: NA handlingInstructions: RSV DISQ=1000	
4	ATS accepts the order from Broker 1	<i>ATS A reports an <b>Order Accepted event</b></i>  type: MEOA orderKeyDate: 20170801T000000 orderID: O27272 symbol: XYZ eventTimestamp: 20170801T143030.343456 manualFlag: false receiverIMID: 456:ATSA senderIMID: 123:BRKR1 senderType: F routedOrderID: RTO34567 affiliateFlag: false deptType: ATS side: B price: 10.00 quantity: 10000 minQty: 100 orderType: LMT timeInForce: DAY=20170801 tradingSession: REG isoInd: NA handlingInstructions: RSV DISQ=1000 custDsplIntrFlag: false seqNum: 15019 atsDisplayInd: Y displayPrice: 10.00 workingPrice: 10.00 displayQty: 1000 atsOrderType: RSVA	

#	Step	Reported Event	Comments
		nbbPrice: 9.96 nboPrice: 10.02 nbboSource: S nbboTimestamp: 20170801T143030.343456	
5	ATS partially executes the order	<b>ATS A reports a Trade event</b>  type: MEOT tradeKeyDate: 20170801T000000 tradeID: TO555 symbol: XYZ eventTimestamp: 20170801T143030.543456 manualFlag: false cancelFlag: false cancelTimestamp: quantity: 800 price: 10.00 capacity: A tapeTradeID: TT123456 marketCenterID: DN sideDetailsInd: NA buyDetails: orderKeyDate: 20170801T000000 orderID: O27272 side: B sellDetails: orderKeyDate: 20170801T000000 orderID: O54321 side: SL seqNum: 15201 nbbPrice: 10.00 nboPrice: 10.02 nbboSource: S nbboTimestamp: 20170801T143030.543455	
6	ATS updates the order with new display size	<b>ATS A reports an Order Adjusted event</b>  type: MEOJ orderKeyDate: 20170801T000000 orderID: O27273 symbol: XYZ	The ATS must use the Order Adjusted event for price adjustments as the result of an action by its matching engine.  In this example, the ATS assigns a new Order Key with <i>orderID</i> O27273 when the order is adjusted. The <i>orderKeyDate</i> must be populated with the date that the new Order Key was

#	Step	Reported Event	Comments
		<p>priorOrderKeyDate: 20170801T000000</p> <p>priorOrderID: O27272</p> <p>eventTimestamp: 20170801T143030.543856</p> <p>manualFlag: false</p> <p>initiator: F</p> <p>quantity: 10000</p> <p>minQty: 100</p> <p>leavesQty: 9200</p> <p>seqNum: 15285</p> <p>atsDisplayInd: Y</p> <p>displayQty: 200</p> <p>nbbPrice: 10.00</p> <p>nboPrice: 10.02</p> <p>nbboSource: S</p> <p>nbboTimestamp: 20170801T143030.543855</p>	<p>assigned.</p> <p>The Prior Order Key with <i>orderID</i> O27272 must be populated in the <i>priorOrderID</i> field. The Prior Order Key links the Order Adjusted event with the Order Accepted event.</p> <p>Since only a quantity change is being reported, ATSA is required to represent the current state of all quantity fields. The price fields are not required.</p>

## 2.8 OTC Reporting Scenarios

This section illustrates the CAT reporting requirements for OTC securities. Refer to [Section J of the CAT FAQs regarding OTC Securities](#) for additional information.

### 2.8.1 Trade Negotiated over the Phone

This scenario illustrates the CAT reporting requirements when a Market Maker executes an order as the result of a negotiation with another Industry Member over the phone. In this scenario, Broker 2 calls Market Maker 1 and negotiates a trade. Market Maker 1 reports its side of the trade to the ORF as the executing party, and Broker 2 reports its side of the trade to the ORF as the contra party. The two sides of the trade are matched by the ORF and sent for clearing.



Industry Member Market Maker 1 is required to report the following:

- A proprietary new buy order (New Order event)



- An execution linking to its ORF trade report (Trade event)

Industry Member Broker 2 is required to report the following:

- A new proprietary sell (New Order event)
- An execution linking to its ORF trade report (Trade event)

All of the New Order and Trade events occurring as a result of the negotiation must have the *negotiatedTradeFlag* and *sideDetailsInd* fields present and marked properly. Both Trade events reported by Market Maker 1 and Broker 2 must link to their ORF report.

The negotiation between Market Maker 1 and Broker 2 is not reportable to CAT.

#	Step	Reported Event	Comments
1	Trade is negotiated between Market Maker 1 and Broker 2	NA	
2	Market Maker 1 generates a new proprietary order	<p><i>Market Maker 1 (IMID = MMA) reports a <b>New Order event</b></i></p> <p>type: MENO  orderKeyDate: 20180501T000000  orderID: O12345  symbol: XYZ  eventTimestamp: 20180501T153039.234456  manualFlag: true  deptType: T  solicitationFlag: true  side: B  price: 1.14  quantity: 3000  orderType: LMT  timeInForce: DAY=20180501  tradingSession: REG  custDspIntrFlag: false  firmDesignatedID: PROP1  accountHolderType: P  affiliateFlag: false  negotiatedTradeFlag: true  representativeInd: N</p>	
3	Market Maker 1 reports the execution	<p><i>Market Maker 1 reports a <b>Trade event</b></i></p> <p>type: MEOT  tradeKeyDate: 20180501T000000  tradeID: TR123</p>	The <i>sideDetailsInd</i> must be marked as BUY. Side details are not required for the contra-side (sell side).

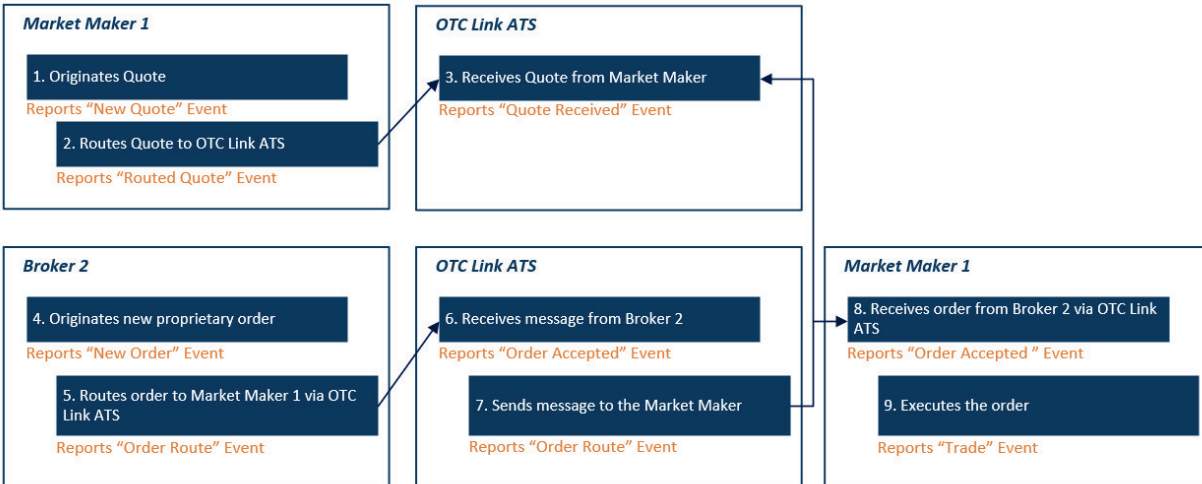
#	Step	Reported Event	Comments
		symbol: XYZ eventTimestamp: 20180501T153039 manualFlag: true cancelFlag: false cancelTimestamp: quoteKeyDate: quoteID: quantity: 3000 price: 1.14 capacity: P tapeTradeID: ORF1234 marketCenterID: O sideDetailsInd: BUY buyDetails: orderKeyDate: 20180501T000000 orderID: O12345 side: B	
4	Broker 2 generates a new proprietary order	<i>Broker 2 (IMID = BRKB) reports a <b>New Order event</b></i>  type: MENO orderKeyDate: 20180501T000000 orderID: O12346 symbol: XYZ eventTimestamp: 20180501T153039.234456 manualFlag: true deptType: T side: SL price: 1.14 quantity: 3000 orderType: LMT timeInForce: DAY=20180501 tradingSession: REG custDspIntrFlag: false firmDesignatedID: PROP2 accountHolderType: P affiliateFlag: false negotiatedTradeFlag: true representativeInd: N	
5	Broker 2 reports the execution	<i>Broker 2 reports a <b>Trade event</b></i>  type: MEOT tradeKeyDate: 20180501T000000	The <i>sideDetailsInd</i> must be marked as SELL. Side details are not required for the contra-side (buy side).

#	Step	Reported Event	Comments
		tradeID: TR124 symbol: XYZ eventTimestamp: 20180501T153039 manualFlag: true cancelFlag: false cancelTimestamp: quoteKeyDate: quoteID: quantity: 3000 price: 1.14 capacity: P tapeTradeID: ORF1234 marketCenterID: O sideDetailsInd: SELL sellDetails: orderKeyDate: 20180501T000000 orderID: O12346 side: SL	

**2.8.2 Trade Executed as a Result of an OTC Link ATS Message**

This scenario illustrates the CAT reporting requirements when a Market Maker (IMID:MMA) executes an order after receiving an OTC Link Message from another Industry Member (IMID:BRKB).

In this scenario, Market Maker 1 is quoting symbol XYZ on OTC Link ATS to buy 1,000 shares at 1.15. OTC Link ATS subscriber and Industry Member Broker 2 sends an OTC Link ATS message electronically (i.e. via FIX) to Market Maker 1 indicating that the price is not negotiable. Market Maker 1 executes the trade (3,000 shares at 1.14), and reports the trade to the ORF.



For the quote sent to OTC Link ATS:

- Market Maker 1 is required to report the following:
  - ♦ The origination of the quote (New Quote event)
  - ♦ The route of the quote to OTC Link ATS (Routed Quote event)
- OTC Link ATS is required to report the following:
  - ♦ Receipt of the quote from Market Maker 1 (Quote Received event)

For the order sent from Broker 2 to Market Maker 1 via OTC Link ATS based on the posted quote:

- Broker 2 is required to report the following:
  - ♦ The origination of a new proprietary order to sell 3,000 shares @1.15 (New Order event)
  - ♦ The route of the order to Market Maker 1 via OTC Link ATS (Order Route event to OTC Link ATS with *handlingInstructions* value 'DLVT=MMA' and 'NCTR')
- OTC Link ATS is required to report the following:
  - ♦ The receipt of the order from Broker 2 (Order Accepted event with a *handlingInstructions* value of 'DLVT=MMA' and 'NCTR')
  - ♦ The route of the order to Market Maker 1 (Order Route event with a *handlingInstructions* value of 'DLVF=BRKB' and 'NCTR', and a *quoteID* linking to the related MEQR event)
- Market Maker 1 is required to report the following:
  - ♦ The order received from Broker 2 via OTC Link ATS (Order Accepted event from OTC Link ATS with *handlingInstructions* value 'DLVF=BRKB' and 'NCTR')
  - ♦ The execution of the order from the firm's prop account (Trade event linking to the ORF report)

On Order Route events to OTC Link ATS, along with the corresponding Order Accepted event received by OTC Link ATS, a *handlingInstructions* value of 'DLVT' must be populated indicating the IMID of the

party the route is being delivered to. On Order Accepted events received from OTC Link ATS, along with the corresponding Order Route event sent by OTC Link ATS, a *handlingInstructions* value of 'DLVF' must be populated indicating the IMID of the party the route is being delivered from. Orders where the price is not negotiable must be marked with a *handlingInstructions* value of 'NCTR'.

If a route is sent from an Industry Member to a quote posted by a market maker, OTC Link ATS must populate the *quoteID* of the related Quote Received event in its Order Route event. The *quoteID* is not required to be populated on events representing counter messages that were not directed to a posted quote.

#	Step	Reported Event	Comments
1	Market Maker 1 originates a new quote and sends the quote to OTC Link ATS	<p><i>Market Maker 1 (IMID = MMA) reports a <b>New Quote event (1/2)</b></i></p> <p>type: MENQ  quoteKeyDate: 20180501T000000  quoteID: NQ6789  symbol: XYZ  eventTimestamp:  20180501T153035.234456  onlyOneQuoteFlag: true  bidPrice: 1.15  bidQty: 1000  firmDesignatedID: MM999  accountHolderType: O</p> <p><i>Market Maker 1 (IMID = MMA) reports a <b>Routed Quote event (2/2)</b></i></p> <p>type: MERQ  quoteKeyDate: 20180501T000000  quoteID: NQ6789  symbol: XYZ  eventTimestamp:  20180501T153035.234456  senderIMID: 456:MMA  destination: CRD:IMID  routedQuoteID: RQID12345  bidPrice: 1.15  bidQty: 1000</p>	Market Maker 1 is required to link the Routed Quote event to the Quote Received event reported by OTC Link ATS via the <i>routedQuoteID</i> field.
2	OTC Link ATS receives the quote from Market Maker 1	<p><i>OTC Link ATS reports a <b>Quote Received event</b></i></p> <p>type: MEQR  quoteKeyDate: 20180501T000000  quoteID: Q6789  symbol: XYZ</p>	OTC Link ATS is required to link the Quote Received event to the Routed Quote event reported by Market Maker 1 via the <i>receivedQuoteID</i> field.

#	Step	Reported Event	Comments
		receivedQuoteID: RQID12345 eventTimestamp: 20180501T153035.234456 receiverIMID: CRD:IMID senderIMID: 456:MMA onlyOneQuoteFlag: false bidPrice: 1.15 bidQty: 1000	
3	Broker 2 originates a proprietary order	<i>Broker 2 (IMID = BRKB) reports a <b>New Order event</b></i>  type: MENO orderKeyDate: 20180501T000000 orderID: O12346 symbol: XYZ eventTimestamp: 20180501T153039.234456 manualFlag: false deptType: T side: SL price: 1.14 quantity: 3000 orderType: LMT timeInForce: DAY=20180501 tradingSession: REG custDsplntrFlag: false firmDesignatedID: PROP2 accountHolderType: P affiliateFlag: false negotiatedTradeFlag: false representativeInd: N	
4	Broker 2 routes order to Market Maker 1 via OTC Link ATS	<i>Broker 2 (IMID = BRKB) reports an <b>Order Route event</b></i>  type: MEOR orderKeyDate: 20180501T000000 orderID: O12346 symbol: XYZ eventTimestamp: 20180501T153039.234456 manualFlag: false senderIMID: 987:BRKB destination: CRD:IMID destinationType: F routedOrderID: XYZ012321 side: SL	The Order Route event reported by Broker 2 must contain a <i>handlingInstructions</i> value of DLVT=MMA indicating that the order is to be delivered to Market Maker 1.  The Order Route event must also contain a <i>handlingInstructions</i> value of NCTR indicating that the price is not negotiable.

#	Step	Reported Event	Comments
		price: 1.14 quantity: 3000 orderType: LMT timeInForce: GFD=10 tradingSession: REG affiliateFlag: false isolnd: NA handlingInstructions: NCTR DLVT=MMA	
5	OTC Link ATS receives the message from Broker 2	<p><i>OTC Link ATS reports an <b>Order Accepted event</b></i></p> <p>type: MEOA orderKeyDate: 20180501T000000 orderID: O98765 symbol: XYZ eventTimestamp: 20180501T153039.234456 manualFlag: false receiverIMID: CRD:IMID senderIMID: 987:BRKB senderType: F routedOrderID: XYZ012321 affiliateFlag: false deptType: ATS side: SL price: 1.14 quantity: 3000 orderType: LMT timeInForce: GFD=10 tradingSession: REG handlingInstructions: NCTR DLVT=MMA isolnd: NA custDsplntrFlag: false</p>	<p>The Order Accepted event reported by OTC Link ATS must contain a <i>handlingInstructions</i> value of 'DLVT=MMA' indicating that the order is to be delivered to Market Maker 1.</p> <p>The Order Accepted event must also contain a <i>handlingInstructions</i> value of NCTR indicating that the price is not negotiable.</p>
6	OTC Link delivers the message to Market Maker 1	<p><i>OTC Link ATS reports an <b>Order Route event</b></i></p> <p>type: MEOR orderKeyDate: 20180501T000000 orderID: O98765 symbol: XYZ eventTimestamp: 20180501T153039.234456 manualFlag: false senderIMID: CRD:IMID</p>	<p>The Order Route event reported by OTC Link ATS must contain a <i>handlingInstructions</i> value of 'DLVF=BRKB' indicating that the order was delivered from Broker 2.</p> <p>The Order Route event must also contain a <i>handlingInstructions</i> value of NCTR indicating that the price is not negotiable.</p> <p>OTC Link ATS must also populate the <i>quoteID</i> linking to the related Quote Received event.</p>

#	Step	Reported Event	Comments
		destination: 789:MMA destinationType: F routedOrderID: XYZ012321 side: SL price: 1.14 quantity: 3000 orderType: LMT timeInForce: GFD=10 tradingSession: REG affiliateFlag: false isoInd: NA handlingInstructions: NCTR DLVF=BRKB quoteKeyDate: 20180501T000000 quoteID: Q6789	The Order Route event will contain three separate and distinct linkages, including: <ul style="list-style-type: none"> <li>• Intrafirm linkage between OTC Link ATS's Order Accepted and Order Route event</li> <li>• Intrafirm linkage between OTC Link ATS's Order Route event and Quote Received event</li> <li>• Interfirm Linkage between OTC Link ATS's Order Route event and the Market Maker's Order Accepted event</li> </ul>
7	Market Maker 1 receives the order	<i>Market Maker (IMID = MMA) reports an <b>Order Accepted event</b></i>  type: MEOA orderKeyDate: 20180501T000000 orderID: O87654 symbol: XYZ eventTimestamp: 20180501T153039.234456 manualFlag: false receiverIMID: 789:MMA senderIMID: CRD:IMID senderType: F routedOrderID: XYZ012321 affiliateFlag: false deptType: T side: SL price: 1.14 quantity: 3000 orderType: LMT timeInForce: GFD=10 tradingSession: REG handlingInstructions: NCTR DLVF=BRKB isoInd: NA custDsplntrFlag: false	The Order Accepted event reported by the Market Maker must contain a <i>handlingInstructions</i> value of 'DLVF=BRKB' indicating that the order was delivered from Broker 2.  The Order Accepted event must also contain a <i>handlingInstructions</i> value of NCTR indicating that the price is not negotiable.
8	Market Maker 1 executes the order	<i>Market Maker 1 reports a <b>Trade event</b></i>  type: MEOT tradeKeyDate: 20180501T000000	Market Maker reports a Trade event reflecting that the order was executed out of the firm's prop account.

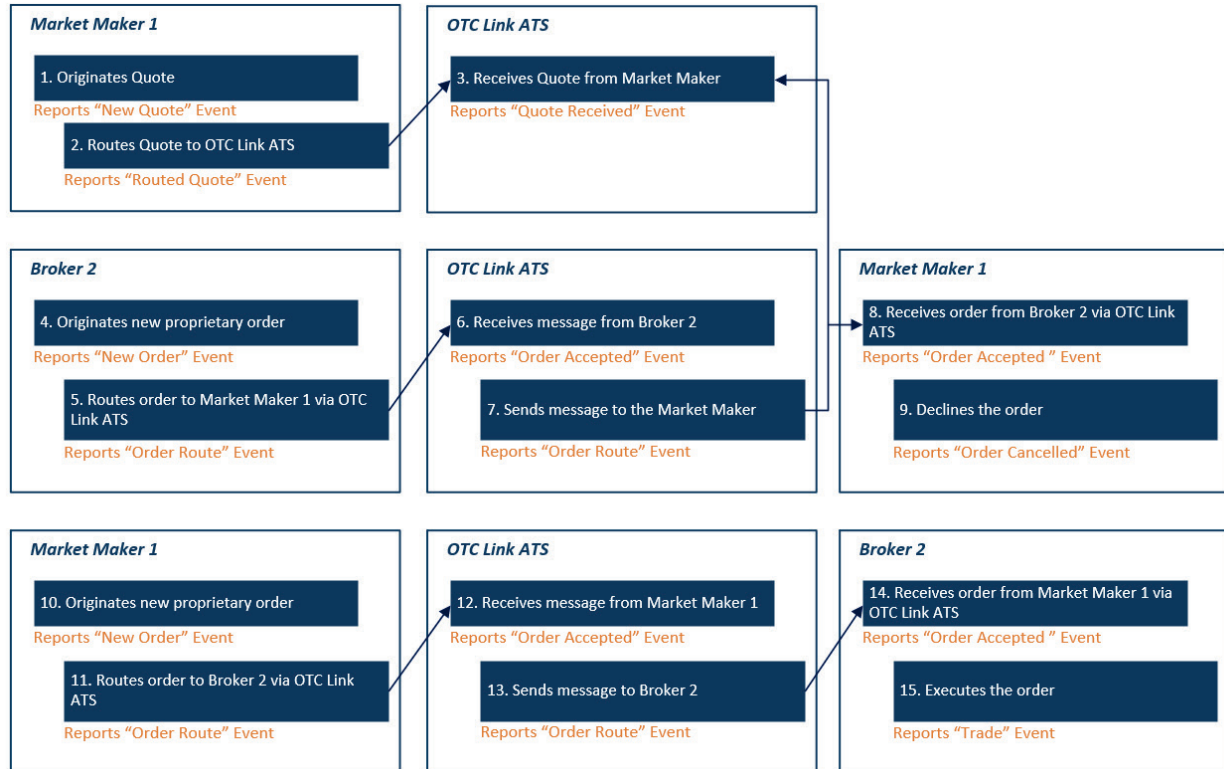


#	Step	Reported Event	Comments
		tradeID: TR123 symbol: XYZ eventTimestamp: 20180501T153039.834456 manualFlag: false cancelFlag: false cancelTimestamp: quantity: 3000 price: 1.14 capacity: P tapeTradeID: ORF1234 marketCenterID: O sideDetailsInd: NA buyDetails: side: B firmDesignatedID: PROP2 accountHolderType: P sellDetails: orderKeyDate: 20180501T000000 orderID: O87654 side: SL	

**2.8.3 Trade Executed as a Result of an OTC Link ATS Counter Message**

This scenario illustrates the CAT reporting requirements when an Industry Member executes an order after receiving an OTC Link Counter Message from another Industry Member.

In this scenario, Market Maker 1 (IMID:MMA) is quoting symbol XYZ on OTC Link ATS to buy 1,000 shares at 1.15. OTC Link ATS subscriber and Industry Member Broker 2 (IMID:BRKB) sends an OTC Link ATS message electronically (i.e. via FIX) to Market Maker 1 indicating that the price is negotiable. Broker 2 ultimately accepts a counteroffer from Market Maker 1, executes the trade (3,000 shares at 1.14), and reports the trade to the ORF.



For the quote sent to OTC Link ATS:

- Market Maker 1 is required to report the following:
  - ♦ The origination of the quote (New Quote event)
  - ♦ The route of the quote to OTC Link ATS (Routed Quote event)
- OTC Link ATS is required to report the following:
  - ♦ Receipt of the quote from Market Maker 1 (Quote Received event)

For the order sent from Broker 2 to Market Maker 1 via OTC Link ATS based on the posted quote:

- Broker 2 is required to report the following:
  - ♦ The origination of a new proprietary order to sell 3,000 shares @1.15 (New Order event)
  - ♦ The route of the order to Market Maker 1 via OTC Link ATS (Order Route event to OTC Link ATS with *handlingInstructions* value 'DLVT=MMA')
- OTC Link ATS is required to report the following:
  - ♦ The receipt of the order from Broker 2 (Order Accepted event with a *handlingInstructions* value of 'DLVT=MMA')
  - ♦ The route of the order to Market Maker 1 (Order Route event with a *handlingInstructions* value of 'DLVF=BRKB', and a *quoteID* linking to the related MEQR event)
- Market Maker 1 is required to report the following:

- ◆ The order received from Broker 2 via OTC Link ATS (Order Accepted event from OTC Link ATS with *handlingInstructions* value 'DLVF=BRKB')
- ◆ The decline of the message received from Broker 2 (Order Cancelled event)

For the counter sent from Market Maker 1 to Broker 2 via OTC Link ATS:

- Market Maker 1 is required to report the following:
  - ◆ The origination of a new proprietary order to sell 3,000 shares @ 1.14 (New Order event with *handlingInstructions* value 'CTR')
  - ◆ The route of the order to Broker 2 via OTC Link ATS (Order Route event to OTC Link ATS with *handlingInstructions* value 'DLVT=BRKB' and 'CTR')
- OTC Link ATS is required to report the following:
  - ◆ The receipt of the order from Market Maker 1 (Order Accepted event with a *handlingInstructions* value of 'DLVT=BRKB' and 'CTR')
  - ◆ The route of the order to Broker 2 (Order Route event with a *handlingInstructions* value of 'DLVF=MMA' and 'CTR')
- Broker 2 is required to report the following:
  - ◆ The receipt of the order via OTC Link ATS (Order Accepted event from OTC Link ATS with *handlingInstructions* values 'DLVF=MMA' and 'CTR')
  - ◆ The execution of the order from the firm's prop account (Trade event linking to the ORF report)

On Order Route events to OTC Link ATS, along with the corresponding Order Accepted event received by OTC Link ATS, a *handlingInstructions* value of 'DLVT' must be populated indicating the IMID of the party the route is being delivered to. On Order Accepted events received from OTC Link ATS, along with the corresponding Order Route event sent by OTC Link ATS, a *handlingInstructions* value of 'DLVF' must be populated indicating the IMID of the party the route is being delivered from.

Messages that are received and declined by an Industry Member must be captured as an Order Cancelled event. If no action is taken on the message, or the message is received and left to expire, an Order Cancelled event is not required. However, if OTC Link ATS and Broker 2 cancelled the declined order off their respective books and records before it expired, then OTC Link ATS and Broker 2 would be required to report an Order Cancelled event.

Orders that are originated and routed via OTC Link ATS as a counter message must contain a *handlingInstructions* value of 'CTR', along with the related Order Accepted and Order Route event reported by OTC Link ATS, and the Order Accepted event by the Industry Member receiving the counter message.

If a route is sent from an Industry Member to a quote posted by a market maker, OTC Link ATS must populate the *quoteID* of the related Quote Received event in its Order Route event. The *quoteID* is not required to be populated on events representing counter messages that were not directed to a posted quote.

#	Step	Reported Event	Comments
1	Market Maker 1 originates a new quote	<p><i>Market Maker 1 (IMID = MMA) reports a <b>New Quote event</b></i></p> <p>type: MENQ  quoteKeyDate: 20180501T000000  quoteID: NQ6789  symbol: XYZ  eventTimestamp:  20180501T153035.234456  onlyOneQuoteFlag: true  bidPrice: 1.15  bidQty: 1000  firmDesignatedID: MM999  accountHolderType: O</p>	
2	Market Maker 1 sends the quote to OTC Link ATS	<p><i>Market Maker 1 (IMID = MMA) reports a <b>Routed Quote event</b></i></p> <p>type: MERQ  quoteKeyDate: 20180501T000000  quoteID: NQ6789  symbol: XYZ  eventTimestamp:  20180501T153035.234456  senderIMID: 456:MMA  destination: CRD:IMID  routedQuoteID: RQID12345  bidPrice: 1.15  bidQty: 1000</p>	Market Maker 1 is required to link the Routed Quote event to the Quote Received event reported by OTC Link ATS via the <i>routedQuoteID</i> field.
3	OTC Link ATS receives the quote from Market Maker 1	<p><i>OTC Link ATS reports a <b>Quote Received event</b></i></p> <p>type: MEQR  quoteKeyDate: 20180501T000000  quoteID: Q6789  symbol: XYZ  receivedQuoteID: RQID12345  eventTimestamp:  20180501T153035.234456  receiverIMID: CRD:IMID  senderIMID: 456:MMA  onlyOneQuoteFlag: false</p>	OTC Link ATS is required to link the Quote Received event to the Routed Quote event reported by Market Maker 1 via the <i>receivedQuoteID</i> field.

#	Step	Reported Event	Comments
		bidPrice: 1.15 bidQty: 1000	
4	Broker 2 originates a proprietary order	<p><i>Broker 2 (IMID = BRKB) reports a <b>New Order event</b></i></p> <p>type: MENO  orderKeyDate: 20180501T000000  orderID: O12346  symbol: XYZ  eventTimestamp:  20180501T153039.234456  manualFlag: false  deptType: T  side: SL  price: 1.14  quantity: 3000  orderType: LMT  timeInForce: GFD=10  tradingSession: REG  custDsplntrFlag: false  firmDesignatedID: PROP2  accountHolderType: P  affiliateFlag: false  negotiatedTradeFlag: false  representativeInd: N</p>	
5	Broker 2 routes order to Market Maker 1 via OTC Link ATS	<p><i>Broker 2 (IMID = BRKB) reports an <b>Order Route event</b></i></p> <p>type: MEOR  orderKeyDate: 20180501T000000  orderID: O12346  symbol: XYZ  eventTimestamp:  20180501T153039.234456  manualFlag: false  senderIMID: 987:BRKB  destination: CRD:IMID  destinationType: F  routedOrderID: XYZ012321  side: SL  price: 1.14  quantity: 3000  orderType: LMT  timeInForce: GFD=10  tradingSession: REG  affiliateFlag: false</p>	The Order Route event reported by Broker 2 must contain a <i>handlingInstructions</i> value of DLVT=MMA indicating that the order is to be delivered to Market Maker 1.

#	Step	Reported Event	Comments
		isoInd: NA handlingInstructions: DLVT=MMA	
6	OTC Link ATS receives the message from Broker 2	<p><i>OTC Link ATS reports an <b>Order Accepted event</b></i></p> <p>type: MEOA  orderKeyDate: 20180501T000000  orderID: O98765  symbol: XYZ  eventTimestamp: 20180501T153039.234456  manualFlag: false  receiverIMID: CRD:IMID  senderIMID: 987:BRKB  senderType: F  routedOrderID: XYZ012321  affiliateFlag: false  deptType: ATS  side: SL  price: 1.14  quantity: 3000  orderType: LMT  timeInForce: GFD=10  tradingSession: REG  handlingInstructions: DLVT=MMA  isoInd: NA  custDsplntrFlag: false</p>	The Order Accepted event reported by OTC Link ATS must contain a <i>handlingInstructions</i> value of 'DLVT=MMA' indicating that the order is to be delivered to Market Maker 1.
7	OTC Link delivers the message to Market Maker 1	<p><i>OTC Link ATS reports an <b>Order Route event</b></i></p> <p>type: MEOR  orderKeyDate: 20180501T000000  orderID: O98765  symbol: XYZ  eventTimestamp: 20180501T153039.234456  manualFlag: false  senderIMID: CRD:IMID  destination: 789:MMA  destinationType: F  routedOrderID: XYZ012321  side: SL  price: 1.14  quantity: 3000  orderType: LMT  timeInForce: GFD=10</p>	<p>The Order Route event reported by OTC Link ATS must contain a <i>handlingInstructions</i> value of 'DLVF=BRKB' indicating that the order was delivered from Broker 2</p> <p>OTC Link ATS must also populate the <i>quoteID</i> linking to the related Quote Received event.</p> <p>The Order Route event will contain three separate and distinct linkages, including:</p> <ul style="list-style-type: none"> <li>• Intrafirm linkage between OTC Link ATS's Order Accepted and Order Route event</li> <li>• Intrafirm linkage between OTC Link ATS's Order Route event and Quote Received event</li> <li>• Interfirm Linkage between OTC Link ATS's Order Route event and the Market Maker's Order</li> </ul>

#	Step	Reported Event	Comments
		tradingSession: REG affiliateFlag: false isoInd: NA handlingInstructions: DLVF=BRKB quoteKeyDate: 20180501T000000 quoteID: Q6789	Accepted event
8	Market Maker 1 receives the order	<i>Market Maker (IMID = MMA) reports an <b>Order Accepted event</b></i>  type: MEOA orderKeyDate: 20180501T000000 orderID: O87654 symbol: XYZ eventTimestamp: 20180501T153039.234456 manualFlag: false receiverIMID: 789:MMA senderIMID: CRD:IMID senderType: F routedOrderID: XYZ012321 affiliateFlag: false deptType: T side: SL price: 1.14 quantity: 3000 orderType: LMT timeInForce: GFD=10 tradingSession: REG handlingInstructions: DLVF=BRKB isoInd: NA custDspIntrFlag: false	The Order Accepted event reported by the Market Maker must contain a <i>handlingInstructions</i> value of 'DLVF=BRKB' indicating that the order was delivered from Broker 2
9	Market Maker 1 declines the order	<i>Market Maker 1 reports an <b>Order Cancelled event</b></i>  type: MEOC orderKeyDate: 20180424T000000 orderID: O87654 symbol: XYZ eventTimestamp: 20180501T153039.834456 manualFlag: false cancelQty: 3000 leavesQty: 0 initiator: F	

#	Step	Reported Event	Comments
10	Market Maker 1 generates a new proprietary order as a counter message	<p><i>Market Maker 1 (IMID = MMA) reports a <b>New Order event</b></i></p> <p>type: MENO  orderKeyDate: 20180501T000000  orderID: O12121  symbol: XYZ  eventTimestamp: 20180501T153040.234456  manualFlag: false  deptType: T  side: B  price: 1.15  quantity: 3000  orderType: LMT  timeInForce: GFD=10  tradingSession: REG  handlingInstructions: CTR  custDsplntrFlag: false  firmDesignatedID: MM999  accountHolderType: P  affiliateFlag: false  negotiatedTradeFlag: false  representativeInd: N</p>	Market Maker 1 must populate a <i>handlingInstructions</i> value of 'CTR' on its New Order event to indicate that the order was originated as a counter message.
11	Market Maker 1 routes the order to Broker 2 via OTC Link ATS	<p><i>Market Maker (IMID: MMA) reports an <b>Order Route event</b></i></p> <p>type: MEOR  orderKeyDate: 20180501T000000  orderID: O12121  symbol: XYZ  eventTimestamp: 20180501T153040.234456  manualFlag: false  senderIMID: 789:MMA  destination: CRD:IMID  destinationType: F  routedOrderID: XYZ012345  side: B  price: 1.15  quantity: 3000  orderType: LMT  timeInForce: GFD=10  tradingSession: REG  affiliateFlag: false  isoInd: NA</p>	<p>The Order Route event reported by the Market Maker must contain a <i>handlingInstructions</i> value of 'DLVT=BRKB' indicating that the order is to be delivered to Broker 2.</p> <p>The Order Route event must also contain a <i>handlingInstructions</i> value of 'CTR' indicating that the route was sent as a counter message.</p>



#	Step	Reported Event	Comments
		handlingInstructions: CTR DLVT=BRKB	
12	OTC Link ATS receives the message from Market Maker 1	<p><i>OTC Link ATS reports an <b>Order Accepted event</b></i></p> <p>type: MEOA  orderKeyDate: 20180501T000000  orderID: O98989  symbol: XYZ  eventTimestamp:  20180501T153040.234456  manualFlag: false  receiverIMID: CRD:IMID  senderIMID: 789:MMA  senderType: F  routedOrderID: XYZ012345  affiliateFlag: false  deptType: ATS  side: B  price: 1.15  quantity: 3000  orderType: LMT  timeInForce: GFD=10  tradingSession: REG  handlingInstructions:  CTR DLVT=BRKB  isoInd: NA  custDspIntrFlag: false</p>	<p>The Order Accepted event reported by OTC Link ATS must contain a <i>handlingInstructions</i> value of 'DLVT=BRKB' indicating that the order is to be delivered to Broker B.</p> <p>The Order Accepted event must also contain a <i>handlingInstructions</i> value of 'CTR' to indicate that the order was received as a counter message.</p>
13	OTC Link delivers the message to the Broker 2	<p><i>OTC Link ATS reports an <b>Order Route event</b></i></p> <p>type: MEOR  orderKeyDate: 20180501T000000  orderID: O98765  symbol: XYZ  eventTimestamp:  20180501T153040.234456  manualFlag: false  senderIMID: CRD:IMID  destination: 987:BRKB  destinationType: F  routedOrderID: XYZ012345  side: B  price: 1.15  quantity: 3000  orderType: LMT</p>	<p>The Order Route event reported by OTC Link ATS must contain a <i>handlingInstructions</i> value of 'DLVF=MMA' indicating that the order was delivered from the Market Maker.</p> <p>The Order Route event must also contain a <i>handlingInstructions</i> value of 'CTR' to indicate that the order was sent as a counter message.</p>

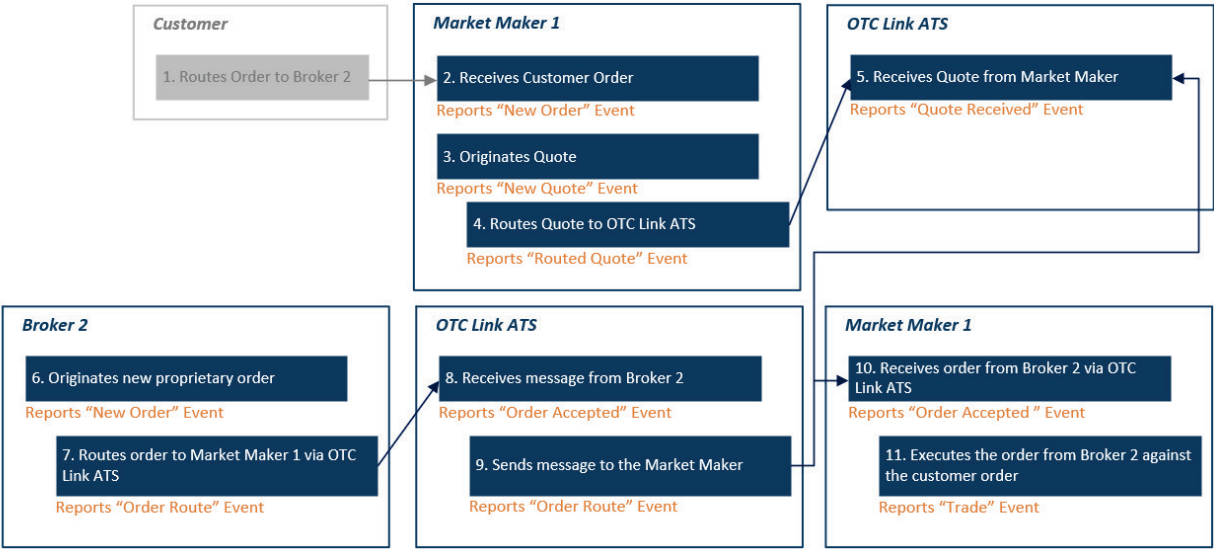
#	Step	Reported Event	Comments
		timeInForce: GFD=10 tradingSession: REG affiliateFlag: false isoInd: NA handlingInstructions: CTR DLVF=MMA	
14	Broker 2 receives the order	<i>Broker 2 (IMID = BRKB) reports an <b>Order Accepted event</b></i>  type: MEOA orderKeyDate: 20180501T000000 orderID: O67654 symbol: XYZ eventTimestamp: 20180501T153040.234456 manualFlag: false receiverIMID: 987:BRKB senderIMID: CRD:IMID senderType: F routedOrderID: XYZ012345 affiliateFlag: false deptType: T side: B price: 1.15 quantity: 3000 orderType: LMT timeInForce: GFD=10 tradingSession: REG handlingInstructions: CTR DLVF=MMA isoInd: NA custDspIntrFlag: false	The Order Accepted event reported by Broker 2 must contain a <i>handlingInstructions</i> value of 'DLVF=MMA' indicating that the order was delivered from the Market Maker.  The Order Accepted event must also contain a <i>handlingInstructions</i> value of 'CTR' to indicate that the order was received as a counter message.
15	Broker 2 executes the order	<i>Broker 2 (IMID = BRKB) reports a <b>Trade event</b></i>  type: MEOT tradeKeyDate: 20180501T000000 tradeID: TR123 symbol: XYZ eventTimestamp: 20180501T153040.834456 manualFlag: false cancelFlag: false cancelTimestamp: quantity: 3000 price: 1.15	Broker 2 reports a Trade event reflecting that the order was executed out of the firm's prop account.

#	Step	Reported Event	Comments
		capacity: P tapeTradeID: ORF1234 marketCenterID: O sideDetailsInd: NA buyDetails: orderKeyDate: 20180501T000000 orderID: O67654 side: B sellDetails: side: SL firmDesignatedID: PROP2 accountHolderType: P	

**2.8.4 Customer Order Executed as a Result of an OTC Link ATS Message**

This scenario illustrates the CAT reporting requirements when a Market Maker (IMID:MMA) receives a customer order then submits an unsolicited displayed (bid) quote to OTC Link Message, and the order is executed as a result of an OTC Link Message received from another Broker-Dealer (IMID:BRKB).

In this scenario, Market Maker 1 receives a customer order and submits an unsolicited displayed quote in symbol XYZ on OTC Link ATS to buy 1,000 shares at 1.15 based on the customer order. OTC Link ATS subscriber and Industry Member Broker 2 sends an OTC Link ATS message electronically (i.e. via FIX) to trade at the quoted price. Market Maker 1 executes the trade and reports the trade to the ORF.



For the quote sent to OTC Link ATS:

- Market Maker 1 is required to report the following:
  - ♦ The origination of the quote (New Quote event)
  - ♦ The route of the quote to OTC Link ATS (Routed Quote event)
- OTC Link ATS is required to report the following:
  - ♦ Receipt of the quote from Market Maker 1 (Quote Received event)

For the customer order and the order sent from Broker 2 to Market Maker 1 via OTC Link ATS based on the posted quote:

- Broker 2 is required to report the following:
  - ♦ The origination of a new proprietary order to sell 3,000 shares @1.15 (New Order event)
  - ♦ The route of the order to Market Maker 1 via OTC Link ATS (Order Route event to OTC Link ATS with *handlingInstructions* value 'DLVT=MMA')
- OTC Link ATS is required to report the following:
  - ♦ The receipt of the order from Broker 2 (Order Accepted event with a *handlingInstructions* value of 'DLVT=MMA')
  - ♦ The route of the order to Market Maker 1 (Order Route event with a *handlingInstructions* value of 'DLVF=BRKB', and a *quoteID* linking to the related MEQR event)
- Market Maker 1 is required to report the following:
  - ♦ The receipt of the customer order (New Order event)
  - ♦ The order received from Broker 2 via OTC Link ATS (Order Accepted event from OTC Link ATS with *handlingInstructions* value 'DLVF=BRKB')
  - ♦ The execution of the customer order against the order from Broker 2 (Trade event linking to the ORF report)

On Order Route events to OTC Link ATS, along with the corresponding Order Accepted event received by OTC Link ATS, a *handlingInstructions* value of 'DLVT' must be populated indicating the IMID of the party the route is being delivered to. On Order Accepted events received from OTC Link ATS, along with the corresponding Order Route event sent by OTC Link ATS, a *handlingInstructions* value of 'DLVF' must be populated indicating the IMID of the party the route is being delivered from.

If a route is sent from an Industry Member to a quote posted by a market maker, OTC Link ATS must populate the *quoteID* of the related Quote Received event in its Order Route event. The *quoteID* is not required to be populated on events representing counter messages that were not directed to a posted quote.

#	Step	Reported Event	Comments
1	Market Maker 1 receives a customer order	<i>Market Maker 1 (IMID = MMA) reports a <b>New Order event</b></i>	

#	Step	Reported Event	Comments
		type: MENO orderKeyDate: 20180501T000000 orderID: C45678 symbol: XYZ eventTimestamp: 20180501T153034.234456 manualFlag: false deptType: A side: B price: 1.15 quantity: 1000 orderType: LMT timeInForce: DAY=20180501 tradingSession: REG custDsplntrFlag: false firmDesignatedID: CUS555 accountHolderType: A affiliateFlag: false negotiatedTradeFlag: false representativeInd: N	
2	Market Maker 1 originates a new quote and sends the quote to OTC Link ATS	<p><i>Market Maker 1 (IMID = MMA) reports a <b>New Quote event (1/2)</b></i></p> type: MENQ quoteKeyDate: 20180501T000000 quoteID: NQ6789 symbol: XYZ eventTimestamp: 20180501T153035.234456 onlyOneQuoteFlag: true bidPrice: 1.15 bidQty: 1000 firmDesignatedID: MM999 accountHolderType: O <p><i>Market Maker 1 (IMID = MMA) reports a <b>Routed Quote event (2/2)</b></i></p> type: MERQ quoteKeyDate: 20180501T000000 quoteID: NQ6789 symbol: XYZ eventTimestamp: 20180501T153035.234456 senderIMID: 456:MMA destination: CRD:IMID routedQuoteID: RQID12345 bidPrice: 1.15	Market Maker 1 is required to link the Routed Quote event to the Quote Received event reported by OTC Link ATS via the <i>routedQuoteID</i> field.

#	Step	Reported Event	Comments
		bidQty: 1000	
3	OTC Link ATS receives the quote from Market Maker 1	<p><i>OTC Link ATS reports a <b>Quote Received event</b></i></p> <p>type: MEQR  quoteKeyDate: 20180501T000000  quoteID: Q6789  symbol: XYZ  receivedQuoteID: RQID12345  eventTimestamp: 20180501T153035.234456  receiverIMID: CRD:IMID  senderIMID: 456:MMA  onlyOneQuoteFlag: false  bidPrice: 1.15  bidQty: 1000</p>	OTC Link ATS is required to link the Quote Received event to the Routed Quote event reported by Market Maker 1 via the <i>receivedQuoteID</i> field.
4	Broker 2 originates a proprietary order	<p><i>Broker 2 (IMID = BRKB) reports a <b>New Order event</b></i></p> <p>type: MENO  orderKeyDate: 20180501T000000  orderID: O12346  symbol: XYZ  eventTimestamp: 20180501T153039.234456  manualFlag: false  deptType: T  side: SL  price: 1.15  quantity: 1000  orderType: LMT  timeInForce: DAY=20180501  tradingSession: REG  custDsplntrFlag: false  firmDesignatedID: PROP2  accountHolderType: P  affiliateFlag: false  negotiatedTradeFlag: false  representativeInd: N</p>	
5	Broker 2 routes order to Market Maker 1 via OTC Link ATS	<p><i>Broker 2 (IMID = BRKB) reports an <b>Order Route event</b></i></p> <p>type: MEOR  orderKeyDate: 20180501T000000  orderID: O12346</p>	The Order Route event reported by Broker 2 must contain a <i>handlingInstructions</i> value of DLVT=MMA indicating that the order is to be delivered to Market Maker 1.

#	Step	Reported Event	Comments
		symbol: XYZ eventTimestamp: 20180501T153039.234456 manualFlag: false senderIMID: 987:BRKB destination: CRD:IMID destinationType: F routedOrderID: XYZ012321 side: SL price: 1.15 quantity: 1000 orderType: LMT timeInForce: GFD=10 tradingSession: REG affiliateFlag: false isoInd: NA handlingInstructions: NCTR DLVT=MMA	
6	OTC Link ATS receives the message from Broker 2	<i>OTC Link ATS reports an <b>Order Accepted event</b></i>  type: MEOA orderKeyDate: 20180501T000000 orderID: O98765 symbol: XYZ eventTimestamp: 20180501T153039.234456 manualFlag: false receiverIMID: CRD:IMID senderIMID: 987:BRKB senderType: F routedOrderID: XYZ012321 affiliateFlag: false deptType: ATS side: SL price: 1.15 quantity: 1000 orderType: LMT timeInForce: GFD=10 tradingSession: REG handlingInstructions: NCTR DLVT=MMA isoInd: NA custDsplntrFlag: false	The Order Accepted event reported by OTC Link ATS must contain a <i>handlingInstructions</i> value of 'DLVT=MMA' indicating that the order is to be delivered to Market Maker 1.
7	OTC Link delivers the message to Market	<i>OTC Link ATS reports an <b>Order Route event</b></i>	The Order Route event reported by OTC Link ATS must contain a

#	Step	Reported Event	Comments
	Maker 1	type: MEOR orderKeyDate: 20180501T000000 orderID: O98765 symbol: XYZ eventTimestamp: 20180501T153039.234456 manualFlag: false senderIMID: CRD:IMID destination: 789:MMA destinationType: F routedOrderID: XYZ012321 side: SL price: 1.15 quantity: 1000 orderType: LMT timeInForce: GFD=10 tradingSession: REG affiliateFlag: false isoInd: NA handlingInstructions: NCTR DLVF=BRKB quoteKeyDate: 20180501T000000 quoteID: Q6789	<p><i>handlingInstructions</i> value of 'DLVF=BRKB' indicating that the order was delivered from Broker 2.</p> <p>OTC Link ATS must also populate the <i>quoteID</i> linking to the related Quote Received event.</p> <p>The Order Route event will contain three separate and distinct linkages, including:</p> <ul style="list-style-type: none"> <li>• Intrafirm linkage between OTC Link ATS's Order Accepted and Order Route event</li> <li>• Intrafirm linkage between OTC Link ATS's Order Route event and Quote Received event</li> <li>• Interfirm Linkage between OTC Link ATS's Order Route event and the Market Maker's Order Accepted event</li> </ul>
8	Market Maker 1 receives the order from Broker 2	<p><i>Market Maker (IMID = MMA) reports an <b>Order Accepted event</b></i></p> type: MEOA orderKeyDate: 20180501T000000 orderID: O87654 symbol: XYZ eventTimestamp: 20180501T153039.234456 manualFlag: false receiverIMID: 789:MMA senderIMID: CRD:IMID senderType: F routedOrderID: XYZ012321 affiliateFlag: false deptType: T side: SL price: 1.15 quantity: 1000 orderType: LMT timeInForce: GFD=10 tradingSession: REG handlingInstructions:	<p>The Order Accepted event reported by the Market Maker must contain a <i>handlingInstructions</i> value of 'DLVF=BRKB' indicating that the order was delivered from Broker 2.</p>



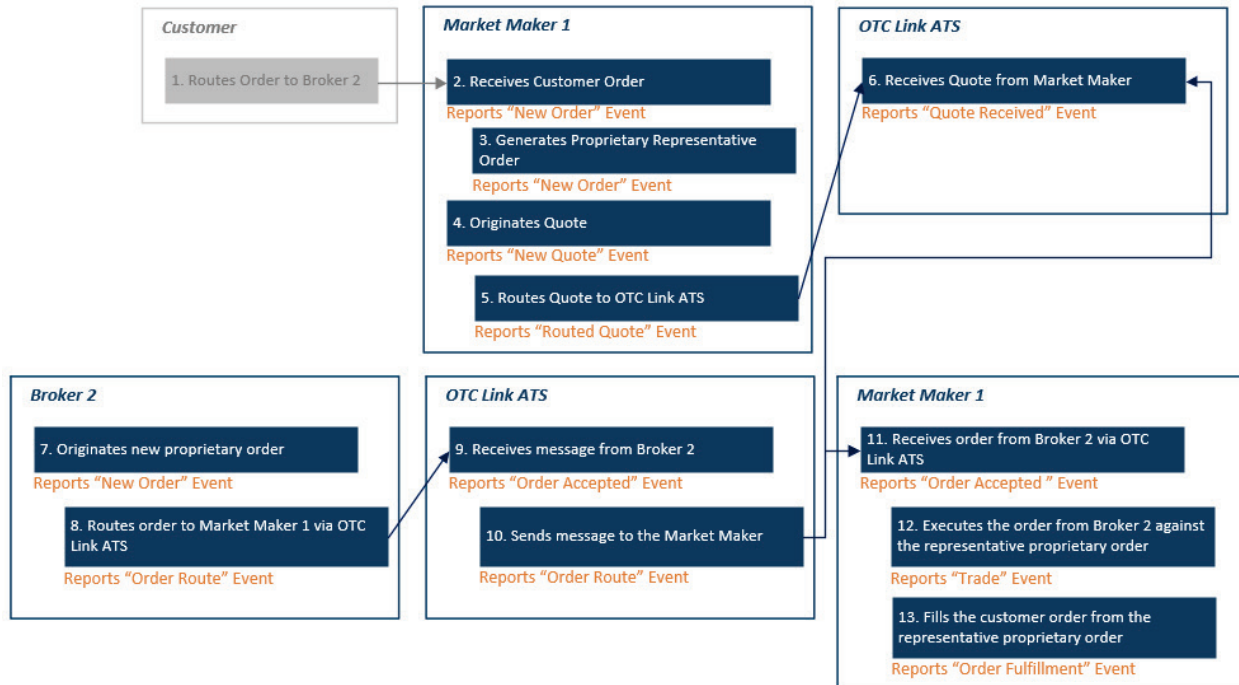
#	Step	Reported Event	Comments
		NCTR DLVF=BRKB isoInd: NA custDsplIntrFlag: false	
9	Market Maker 1 executes the customer order against the order received from Broker 2	<i>Market Maker 1 (IMID = MMA) reports a Trade event</i>  type: MEOT tradeKeyDate: 20180501T000000 tradeID: TR123 symbol: XYZ eventTimestamp: 20180501T153039.834456 manualFlag: false cancelFlag: false cancelTimestamp: quantity: 1000 price: 1.15 capacity: P tapeTradeID: ORF1234 marketCenterID: O sideDetailsInd: NA buyDetails: orderKeyDate: 20180501T000000 orderID: C45678 side: B sellDetails: orderKeyDate: 20180501T000000 orderID: O87654 side: SL	Market Maker reports a Trade event reflecting that the order was executed against the customer order.

**2.8.5 Representative Order Executed as a Result of an OTC Link Message**

This scenario illustrates the CAT reporting requirements when a Market Maker (IMID:MMA) receives a customer order and chooses to handle the customer order by generating a representative order to facilitate the execution. The Market Maker then submits an unsolicited displayed (bid) quote to OTC Link Message, and the order is executed as the result of an OTC Link ATS message received from another Broker-Dealer (IMID:BRKB). In this scenario, the customer order is filled on a Riskless Principal basis.

In this scenario, Market Maker 1 receives a customer order, and generates a representative order to facilitate the execution. Market Maker 1 submits an unsolicited displayed quote in symbol XYZ on OTC Link ATS to buy 1,000 shares at 1.15 based on the customer order. OTC Link ATS subscriber and

Industry Member Broker 2 sends an OTC Link ATS message electronically (i.e. via FIX) to trade at the quoted price. Market Maker 1 executes the trade and reports the trade to the ORF, then fills the customer order.



For the quote sent to OTC Link ATS:

- Market Maker 1 is required to report the following:
  - ◆ The origination of the quote (New Quote event)
  - ◆ The route of the quote to OTC Link ATS (Routed Quote event)
- OTC Link ATS is required to report the following:
  - ◆ Receipt of the quote from Market Maker 1 (Quote Received event)

For the customer order, representative order, and the order sent from Broker 2 to Market Maker 1 via OTC Link ATS based on the posted quote:

- Broker 2 is required to report the following:
  - ◆ The origination of a new proprietary to sell 3,000 shares @1.15 (New Order event)
  - ◆ The route of the order to Market Maker 1 via OTC Link ATS (Order Route event to OTC Link ATS with *handlingInstructions* value 'DLVT=MMA')
- OTC Link ATS is required to report the following:
  - ◆ The receipt of the order from Broker 2 (Order Accepted event with a *handlingInstructions* value of 'DLVT=MMA')

- ♦ The route of the order to Market Maker 1 (Order Route event with a *handlingInstructions* value of 'DLVF=BRKB', and a *quoteID* linking to the related MEQR event)
- Market Maker 1 is required to report the following:
  - ♦ The receipt of the customer order (New Order event)
  - ♦ The generation of a representative order (New Order event)
  - ♦ The order received from OTC Link ATS via Broker 2 (Order Accepted event from OTC Link ATS with *handlingInstructions* value 'DLVF=BRKB')
  - ♦ The execution of the representative order against the order from Broker 2 (Trade event linking to the ORF report)
  - ♦ The fill of the customer order from the representative order (Order Fulfillment event)

On Order Route events to OTC Link ATS, along with the corresponding Order Accepted event received by OTC Link ATS, a *handlingInstructions* value of 'DLVT' must be populated indicating the IMID of the party the route is being delivered to. On Order Accepted events received from OTC Link ATS, along with the corresponding Order Route event sent by OTC Link ATS, a *handlingInstructions* value of 'DLVF' must be populated indicating the IMID of the party the route is being delivered from.

If a route is sent from an Industry Member to a quote posted by a market maker, OTC Link ATS must populate the *quoteID* of the related Quote Received event in its Order Route event. The *quoteID* is not required to be populated on events representing counter messages that were not directed to a posted quote.

Reporting requirements for representative orders in OTC securities are the same as for NMS securities. Refer to Appendix C of the [CAT Reporting Technical Specifications for Industry Members](#) for additional information.

#	Step	Reported Event	Comments
1	Market Maker 1 receives a customer order	<p><i>Market Maker 1 (IMID = MMA) reports a <b>New Order event</b></i></p> <p>type: MENO            orderKeyDate: 20180501T000000            orderID: C45678            symbol: XYZ            eventTimestamp: 20180501T153034.234456            manualFlag: false            deptType: A            side: B            price: 1.15            quantity: 1000            orderType: LMT            timeInForce: DAY=20180501</p>	

#	Step	Reported Event	Comments
		tradingSession: REG custDsplntrFlag: false firmDesignatedID: CUS555 accountHolderType: A affiliateFlag: false negotiatedTradeFlag: false representativeInd: N	
2	Market Maker 1 generates a representative order	<i>Market Maker 1 (IMID = MMA) reports a <b>New Order event</b></i>  type: MENO orderKeyDate: 20180501T000000 orderID: R67890 symbol: XYZ eventTimestamp: 20180501T153034.534456 manualFlag: false deptType: A side: B price: 1.15 quantity: 1000 orderType: LMT timeInForce: DAY=20180501 tradingSession: REG custDsplntrFlag: false firmDesignatedID: REP678 accountHolderType: P aggregatedOrders: C45678@20180501T000000@@ affiliateFlag: false negotiatedTradeFlag: false representativeInd: Y	The <i>representativeInd</i> field must be populated with a value of 'Y' to indicate that this is a representative order, and that explicit linkage is required. The <i>aggregatedOrders</i> field must be populated.  If the order satisfies the criteria for use of the <i>representativeInd</i> value "YE", the Industry Member would be able to populate a <i>representativeInd</i> value of "YE" in this step without receiving a rejection in CAT.
3	Market Maker 1 originates a new quote and sends the quote to OTC Link ATS	<i>Market Maker 1 (IMID = MMA) reports a <b>New Quote event (1/2)</b></i>  type: MENQ quoteKeyDate: 20180501T000000 quoteID: NQ6789 symbol: XYZ eventTimestamp: 20180501T153035.234456 onlyOneQuoteFlag: true bidPrice: 1.15 bidQty: 1000 firmDesignatedID: MM999 accountHolderType: O	Market Maker 1 is required to link the Routed Quote event to the Quote Received event reported by OTC Link ATS via the <i>routedQuoteID</i> field.

#	Step	Reported Event	Comments
		<p><i>Market Maker 1 (IMID = MMA) reports a <b>Routed Quote event (2/2)</b></i></p> <p>type: MERQ  quoteKeyDate: 20180501T000000  quoteID: NQ6789  symbol: XYZ  eventTimestamp:  20180501T153035.234456  senderIMID: 456:MMA  destination: CRD:IMID  routedQuoteID: RQID12345  bidPrice: 1.15  bidQty: 1000</p>	
4	OTC Link ATS receives the quote from Market Maker 1	<p><i>OTC Link ATS reports a <b>Quote Received event</b></i></p> <p>type: MEQR  quoteKeyDate: 20180501T000000  quoteID: Q6789  symbol: XYZ  receivedQuoteID: RQID12345  eventTimestamp:  20180501T153035.234456  receiverIMID: CRD:IMID  senderIMID: 456:MMA  onlyOneQuoteFlag: false  bidPrice: 1.15  bidQty: 1000</p>	OTC Link ATS is required to link the Quote Received event to the Routed Quote event reported by Market Maker 1 via the <i>receivedQuoteID</i> field.
5	Broker 2 originates a proprietary order	<p><i>Broker 2 (IMID = BRKB) reports a <b>New Order event</b></i></p> <p>type: MENO  orderKeyDate: 20180501T000000  orderID: O12346  symbol: XYZ  eventTimestamp:  20180501T153039.234456  manualFlag: false  deptType: T  side: SL  price: 1.15  quantity: 1000  orderType: LMT  timeInForce: DAY=20180501  tradingSession: REG  custDspIntrFlag: false</p>	

#	Step	Reported Event	Comments
		firmDesignatedID: PROP2 accountHolderType: P affiliateFlag: false negotiatedTradeFlag: false representativeInd: N	
6	Broker 2 routes order to Market Maker 1 via OTC Link ATS	<i>Broker 2 (IMID = BRKB) reports an <b>Order Route event</b></i>  type: MEOR orderKeyDate: 20180501T000000 orderID: O12346 symbol: XYZ eventTimestamp: 20180501T153039.234456 manualFlag: false senderIMID: 987:BRKB destination: CRD:IMID destinationType: F routedOrderID: XYZ012321 side: SL price: 1.15 quantity: 1000 orderType: LMT timeInForce: GFD=10 tradingSession: REG affiliateFlag: false isoInd: NA handlingInstructions: NCTR DLVT=MMA	The Order Route event reported by Broker 2 must contain a <i>handlingInstructions</i> value of DLVT=MMA indicating that the order is to be delivered to Market Maker 1.
7	OTC Link ATS receives the message from Broker 2	<i>OTC Link ATS reports an <b>Order Accepted event</b></i>  type: MEOA orderKeyDate: 20180501T000000 orderID: O98765 symbol: XYZ eventTimestamp: 20180501T153039.234456 manualFlag: false receiverIMID: CRD:IMID senderIMID: 987:BRKB senderType: F routedOrderID: XYZ012321 affiliateFlag: false deptType: ATS	The Order Accepted event reported by OTC Link ATS must contain a <i>handlingInstructions</i> value of 'DLVT=MMA' indicating that the order is to be delivered to Market Maker 1.

#	Step	Reported Event	Comments
		side: SL price: 1.15 quantity: 1000 orderType: LMT timeInForce: GFD=10 tradingSession: REG handlingInstructions: NCTR DLVT=MMA isoInd: NA custDspIntrFlag: false	
8	OTC Link delivers the message to Market Maker 1	<i>OTC Link ATS reports an <b>Order Route event</b></i>  type: MEOR orderKeyDate: 20180501T000000 orderID: O98765 symbol: XYZ eventTimestamp: 20180501T153039.234456 manualFlag: false senderIMID: CRD:IMID destination: 789:MMA destinationType: F routedOrderID: XYZ012321 side: SL price: 1.15 quantity: 1000 orderType: LMT timeInForce: GFD=10 tradingSession: REG affiliateFlag: false isoInd: NA handlingInstructions: NCTR DLVF=BRKB quoteKeyDate: 20180501T000000 quoteID: Q6789	The Order Route event reported by OTC Link ATS must contain a <i>handlingInstructions</i> value of 'DLVF=BRKB' indicating that the order was delivered from Broker 2.  OTC Link ATS must also populate the <i>quoteID</i> linking to the related Quote Received event.  The Order Route event will contain three separate and distinct linkages, including: <ul style="list-style-type: none"> <li>• Intrafirm linkage between OTC Link ATS's Order Accepted and Order Route event</li> <li>• Intrafirm linkage between OTC Link ATS's Order Route event and Quote Received event</li> <li>• Interfirm Linkage between OTC Link ATS's Order Route event and the Market Maker's Order Accepted event</li> </ul>
9	Market Maker 1 receives the order from Broker 2	<i>Market Maker (IMID = MMA) reports an <b>Order Accepted event</b></i>  type: MEOA orderKeyDate: 20180501T000000 orderID: O87654 symbol: XYZ eventTimestamp: 20180501T153039.234456 manualFlag: false	The Order Accepted event reported by the Market Maker must contain a <i>handlingInstructions</i> value of 'DLVF=BRKB' indicating that the order was delivered from Broker 2.

#	Step	Reported Event	Comments
		receiverIMID: 789:MMA senderIMID: CRD:IMID senderType: F routedOrderID: XYZ012321 affiliateFlag: false deptType: T side: SL price: 1.15 quantity: 1000 orderType: LMT timeInForce: GFD=10 tradingSession: REG handlingInstructions: NCTR DLVF=BRKB isoInd: NA custDsplIntrFlag: false	
10	Market Maker 1 executes the representative order against the order received from Broker 2	<i>Market Maker 1 (IMID = MMA) reports a <b>Trade event</b></i>  type: MEOT tradeKeyDate: 20180501T000000 tradeID: TR123 symbol: XYZ eventTimestamp: 20180501T153039.834456 manualFlag: false cancelFlag: false cancelTimestamp: quantity: 1000 price: 1.15 capacity: P tapeTradeID: ORF1234 marketCenterID: O sideDetailsInd: NA buyDetails: orderKeyDate: 20180501T000000 orderID: R67890 side: B sellDetails: orderKeyDate: 20180501T000000 orderID: O87654 side: SL	Market Maker reports a Trade event reflecting that the order was executed against the representative order.
11	Market Maker 1 fills the customer order	<i>Market Maker 1 (IMID = MMA) reports an <b>Order Fulfillment event</b></i>	The fulfillmentLinkType field must be populated with a value of 'Y' to

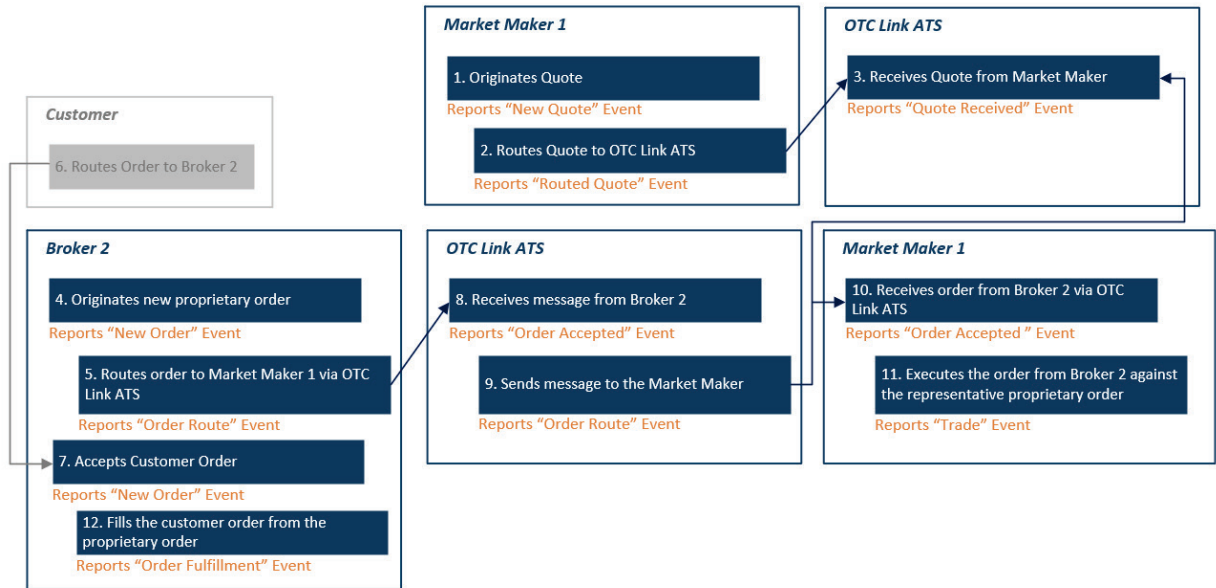


#	Step	Reported Event	Comments
		type: MEOF fillKeyDate: 20180501T000000 fulfillmentID: FO12350 symbol: XYZ eventTimestamp: 20180501T153039.934456 manualFlag: false fulfillmentLinkType: Y quantity: 1000 price: 1.15 capacity: R clientDetails: orderKeyDate: 20180501T000000 orderID: C45678 side: B firmDetails: orderKeyDate: 20180501T000000 orderID: R67890 side: SL	indicate that the order is a representative order, and that explicit linkage is required. <i>firmDetails</i> are required.

**2.8.6 Fill of a Customer Order at a Previously Displayed Quote**

This scenario illustrates the CAT reporting requirements when a Market Maker (IMID:MMA) displays a quote unrelated to any customer order flow. The Industry Member Broker 2 (IMID:BRKB) creates a proprietary order and sends a trade message to Market Maker 1. Before the proprietary order is executed, Broker 2 receives a customer order.

In this scenario, Market Maker 1 is quoting symbol XYZ on OTC Link ATS to buy 1,000 shares at 1.15. OTC Link ATS subscriber and Industry Member Broker 2 sends an OTC Link ATS message electronically (i.e. via FIX) to Market Maker 1 to trade at the posted quote. After sending the order, Broker 2 receives a customer order to sell 1,000 shares at 1.15. Market Maker 1 executes the trade (1,000 shares at 1.15), and reports the trade to the ORF. Broker 2 then fills the customer order.



For the quote sent to OTC Link ATS:

- Market Maker 1 is required to report the following:
  - ◆ The origination of the quote (New Quote event)
  - ◆ The route of the quote to OTC Link ATS (Routed Quote event)
- OTC Link ATS is required to report the following:
  - ◆ Receipt of the quote from Market Maker 1 (Quote Received event)

For the customer order and the order sent from Broker 2 to Market Maker 1 via OTC Link ATS based on the posted quote:

- Broker 2 is required to report the following:
  - ◆ The origination of a new proprietary order to sell 3,000 shares @1.15 (New Order event)
  - ◆ The route of the order to Market Maker 1 via OTC Link ATS (Order Route event to OTC Link ATS with *handlingInstructions* value 'DLVT=MMA')
  - ◆ The receipt of the customer order (New Order event)
  - ◆ The fill of the customer order (Order Fulfillment event)
- OTC Link ATS is required to report the following:
  - ◆ The receipt of the order from Broker 2 (Order Accepted event with a *handlingInstructions* value of 'DLVT=MMA')
  - ◆ The route of the order to Market Maker 1 (Order Route event with a *handlingInstructions* value of 'DLVF=BRKB', and a *quoteID* linking to the related MEQR event)
- Market Maker 1 is required to report the following:
  - ◆ The order received from Broker 2 via OTC Link ATS (Order Accepted event from OTC Link ATS with *handlingInstructions* value 'DLVF=BRKB')

- ♦ The execution of Broker 2's order from a prop account (Trade event linking to the ORF report)

On Order Route events to OTC Link ATS, along with the corresponding Order Accepted event received by OTC Link ATS, a *handlingInstructions* value of 'DLVT' must be populated indicating the IMID of the party the route is being delivered to. On Order Accepted events received from OTC Link ATS, along with the corresponding Order Route event sent by OTC Link ATS, a *handlingInstructions* value of 'DLVF' must be populated indicating the IMID of the party the route is being delivered from.

If a route is sent from an Industry Member to a quote posted by a market maker, OTC Link ATS must populate the *quoteID* of the related Quote Received event in its Order Route event. The *quoteID* is not required to be populated on events representing counter messages that were not directed to a posted quote.

Reporting requirements for representative orders in OTC securities are the same as for NMS securities. Refer to Appendix C of the [CAT Reporting Technical Specifications for Industry Members](#) for additional information.

#	Step	Reported Event	Comments
1	Market Maker 1 originates a new quote and sends the quote to OTC Link ATS	<p><i>Market Maker 1 (IMID = MMA) reports a <b>New Quote event (1/2)</b></i></p> <p>type: MENQ  quoteKeyDate: 20180501T000000  quoteID: NQ6789  symbol: XYZ  eventTimestamp:  20180501T153035.234456  onlyOneQuoteFlag: true  bidPrice: 1.15  bidQty: 1000  firmDesignatedID: MM999  accountHolderType: O</p> <p><i>Market Maker 1 (IMID = MMA) reports a <b>Routed Quote event (2/2)</b></i></p> <p>type: MERQ  quoteKeyDate: 20180501T000000  quoteID: NQ6789  symbol: XYZ  eventTimestamp:  20180501T153035.234456  senderIMID: 456:MMA  destination: CRD:IMID  routedQuoteID: RQID12345  bidPrice: 1.15</p>	Market Maker 1 is required to link the Routed Quote event to the Quote Received event reported by OTC Link ATS via the <i>routedQuoteID</i> field.

#	Step	Reported Event	Comments
		bidQty: 1000	
2	OTC Link ATS receives the quote from Market Maker 1	<p><i>OTC Link ATS reports a <b>Quote Received event</b></i></p> <p>type: MEQR  quoteKeyDate: 20180501T000000  quoteID: Q6789  symbol: XYZ  receivedQuoteID: RQID12345  eventTimestamp:  20180501T153035.234456  receiverIMID: CRD:IMID  senderIMID: 456:MMA  onlyOneQuoteFlag: false  bidPrice: 1.15  bidQty: 1000</p>	OTC Link ATS is required to link the Quote Received event to the Routed Quote event reported by Market Maker 1 via the <i>receivedQuoteID</i> field.
3	Broker 2 originates a proprietary order	<p><i>Broker 2 (IMID = BRKB) reports a <b>New Order event</b></i></p> <p>type: MENO  orderKeyDate: 20180501T000000  orderID: O12346  symbol: XYZ  eventTimestamp:  20180501T153039.234456  manualFlag: false  deptType: T  side: SL  price: 1.15  quantity: 1000  orderType: LMT  timeInForce: DAY=20180501  tradingSession: REG  custDsplNtrFlag: false  firmDesignatedID: PROP2  accountHolderType: P  affiliateFlag: false  negotiatedTradeFlag: false  representativeInd: N</p>	<p>The <i>representativeInd</i> field must be populated with a value of 'N' to indicate that this was not a representative order, as the principal order was not generated to facilitate the execution of a customer order.</p> <p>The <i>aggregatedOrders</i> field must not be populated.</p> <p>If the order generated by Broker 2 had been generated in a proprietary account where it was eligible to receive customer fills, the Industry Member would be able to populate a <i>representativeInd</i> value of "YE" in this step without receiving a rejection in CAT.</p>
4	Broker 2 routes order to Market Maker 1 via OTC Link ATS	<p><i>Broker 2 (IMID = BRKB) reports an <b>Order Route event</b></i></p> <p>type: MEOR  orderKeyDate: 20180501T000000  orderID: O12346</p>	The Order Route event reported by Broker 2 must contain a <i>handlingInstructions</i> value of DLVT=MMA indicating that the order is to be delivered to Market Maker 1.

#	Step	Reported Event	Comments
		symbol: XYZ eventTimestamp: 20180501T153039.234456 manualFlag: false senderIMID: 987:BRKB destination: CRD:IMID destinationType: F routedOrderID: XYZ012321 side: SL price: 1.15 quantity: 1000 orderType: LMT timeInForce: GFD=10 tradingSession: REG affiliateFlag: false isoInd: NA handlingInstructions: NCTR DLVT=MMA	
5	Broker 2 receives a customer order	<i>Broker 2 (IMID = BRKB) reports a <b>New Order event</b></i>  type: MENO orderKeyDate: 20180501T000000 orderID: C45678 symbol: XYZ eventTimestamp: 20180501T153039.334456 manualFlag: false deptType: A side: SL price: 1.15 quantity: 1000 orderType: LMT timeInForce: DAY=20180501 tradingSession: REG custDsplIntrFlag: false firmDesignatedID: CUS555 accountHolderType: A affiliateFlag: false negotiatedTradeFlag: false representativeInd: N	
6	OTC Link ATS receives the message from Broker 2	<i>OTC Link ATS reports an <b>Order Accepted event</b></i>  type: MEOA orderKeyDate: 20180501T000000	The Order Accepted event reported by OTC Link ATS must contain a <i>handlingInstructions</i> value of 'DLVT=MMA' indicating that the order is to be delivered to Market Maker 1.

#	Step	Reported Event	Comments
		orderID: O98765 symbol: XYZ eventTimestamp: 20180501T153039.434456 manualFlag: false receiverIMID: CRD:IMID senderIMID: 987:BRKB senderType: F routedOrderID: XYZ012321 affiliateFlag: false deptType: ATS side: SL price: 1.15 quantity: 1000 orderType: LMT timeInForce: GFD=10 tradingSession: REG handlingInstructions: DLVT=MMA isoInd: NA custDsplntrFlag: false	
7	OTC Link delivers the message to Market Maker 1	<i>OTC Link ATS reports an <b>Order Route event</b></i>  type: MEOR orderKeyDate: 20180501T000000 orderID: O98765 symbol: XYZ eventTimestamp: 20180501T153039.434456 manualFlag: false senderIMID: CRD:IMID destination: 789:MMA destinationType: F routedOrderID: XYZ012321 side: SL price: 1.15 quantity: 1000 orderType: LMT timeInForce: GFD=10 tradingSession: REG affiliateFlag: false isoInd: NA handlingInstructions: DLVF=BRKB quoteKeyDate: 20180501T000000 quoteID: Q6789	The Order Route event reported by OTC Link ATS must contain a <i>handlingInstructions</i> value of 'DLVF=BRKB' indicating that the order was delivered from Broker 2.  OTC Link ATS must also populate the <i>quoteID</i> linking to the related Quote Received event.  The Order Route event will contain three separate and distinct linkages, including: <ul style="list-style-type: none"> <li>• Intrafirm linkage between OTC Link ATS's Order Accepted and Order Route event</li> <li>• Intrafirm linkage between OTC Link ATS's Order Route event and Quote Received event</li> <li>• Interfirm Linkage between OTC Link ATS's Order Route event and the Market Maker's Order Accepted event</li> </ul>
8	Market Maker 1	<i>Market Maker (IMID = MMA) reports</i>	The Order Accepted event reported

#	Step	Reported Event	Comments
	receives the order from Broker 2	<p><b>an <i>Order Accepted event</i></b></p> <p>type: MEOA  orderKeyDate: 20180501T000000  orderID: O87654  symbol: XYZ  eventTimestamp:  20180501T153039.534456  manualFlag: false  receiverIMID: 789:MMA  senderIMID: CRD:IMID  senderType: F  routedOrderID: XYZ012321  affiliateFlag: false  deptType: T  side: SL  price: 1.15  quantity: 1000  orderType: LMT  timeInForce: GFD=10  tradingSession: REG  handlingInstructions:  NCTR DLVF=BRKB  isolnd: NA  custDsplntrFlag: false</p>	by the Market Maker must contain a <i>handlingInstructions</i> value of 'DLVF=BRKB' indicating that the order was delivered from Broker 2.
9	Market Maker 1 executes Broker 2's order from a prop account	<p><b>Market Maker 1 (IMID = MMA) reports a <i>Trade event</i></b></p> <p>type: MEOT  tradeKeyDate: 20180501T000000  tradeID: TR123  symbol: XYZ  eventTimestamp:  20180501T153039.834456  manualFlag: false  cancelFlag: false  cancelTimestamp:  quantity: 1000  price: 1.15  capacity: P  tapeTradeID: ORF1234  marketCenterID: O  sideDetailsInd: NA  buyDetails:  side: B  firmDesignatedID: PROP2  accountHolderType: P</p>	Market Maker reports a Trade event reflecting that the order was executed against firm's prop account.

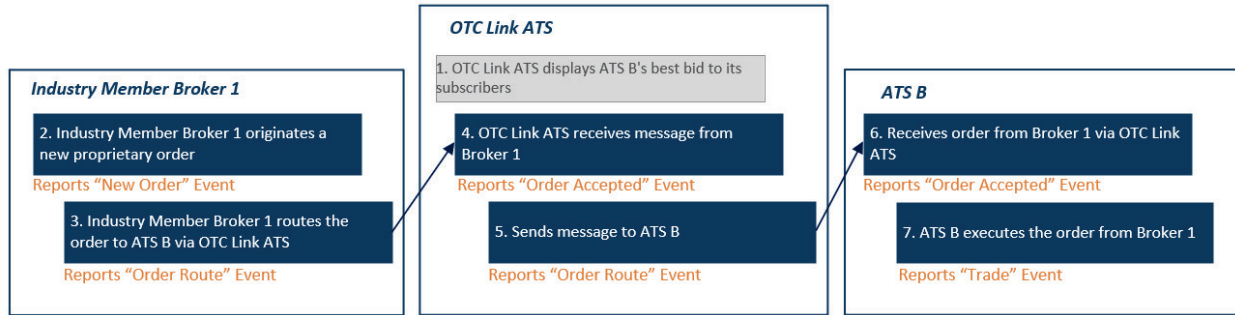
#	Step	Reported Event	Comments
		sellDetails: orderKeyDate: 20180501T000000 orderID: O87654 side: SL	
10	Broker 2 fills the customer order from the pre-existing prop order	<i>Broker 2 (IMID = BRKB) reports an <b>Order Fulfillment event</b></i>  type: MEOF fillKeyDate: 20180501T000000 fulfillmentID: FO12350 symbol: XYZ eventTimestamp: 20180501T153039.934456 manualFlag: false fulfillmentLinkType: YP quantity: 1000 price: 1.15 capacity: R clientDetails: orderKeyDate: 20180501T000000 orderID: C45678 side: SL firmDetails: orderKeyDate: 20180501T000000 orderID: O12346 side: B	The <i>fulfillmentLinkType</i> field must be populated with a value of 'YP' to indicate that the customer order is being filled from a pre-existing principal order <u>or pre-existing quote</u> , and that explicit linkage is required. <i>firmDetails</i> are required.  All Industry Members will be required to provide representative order linkages to unlinked OMS/EMS and position fill scenarios no later than July 31, 2025 due to the expiry of the exemptive relief granted by the SEC on January 17, 2025.

**2.8.7 OTC Link Messages Directed by an OTC Link ATS Subscriber to a Quote from Another ATS**

This scenario illustrates the CAT reporting requirements when an OTC Link message is directed by an OTC Link ATS subscriber to a quote from another ATS (“ATS B”) (e.g. Global OTC or OTC Link NQB).

In this example, the ATS B’s best bid is 1.15. OTC Link ATS displays this to its subscribers. Industry Member Broker 1 originates a proprietary order and sends an OTC Link ATS message directed to ATS B’s quote. OTC Link ATS, on behalf of Industry Member Broker 1, creates a FIX order message and routes the order to ATS B. ATS B accepts the order, executes the trade, and reports the trade to the ORF.





Industry Member Broker 1 is required to report:

- The origination of the proprietary order (New Order event)
- The route of the proprietary order to ATS B via OTC Link ATS (Order Route event with *handlingInstructions* value 'DIR')

OTC Link ATS is required to report:

- The receipt of the proprietary order from Broker 1 (Order Accepted event with *handlingInstructions* values 'DIR')
- The route of the order to ATS B (Order Route event with *handlingInstructions* value 'DLVF=BRKB')

ATS B is required to report:

- The receipt of the order from Industry Member Broker 1 via OTC Link ATS (Order Accepted event)
- The execution linking to the ORF trade report (Trade event)

On Order Route events to OTC Link ATS, along with the corresponding Order Accepted event received by OTC Link ATS, a *handlingInstructions* value of 'DIR' must be populated. On Order Route events sent by OTC Link ATS, a value of 'DLVF' must be populated indicating the IMID of the party the route is being delivered from.

Industry Member Broker 1 is required to report the new order and route to OTC Link ATS even if the order is not ultimately executed.

#	Step	Reported Event	Comments
1	OTC Link ATS displays ATS B's best bid to its subscribers	NA	
2	Industry Member Broker 1 generates a new proprietary order to trade at ATS B's displayed quote	<b>Broker 1 reports a New Order event</b>  type: MENO orderKeyDate: 20180501T000000	

#	Step	Reported Event	Comments
		orderID: O12321 symbol: XYZ eventTimestamp: 20180501T153030.885532 manualFlag: false deptType: T side: SL price: 1.15 quantity: 1000 orderType: LMT timeInForce: DAY=20180501 tradingSession: REG custDspIntrFlag: false firmDesignatedID: PROP2 accountHolderType: P affiliateFlag: false negotiatedTradeFlag: false representativeInd: N	
3	Industry Member Broker 1 routes the order to OTC Link ATS	<b>Broker 1 reports an <i>Order Route event</i></b>  type: MEOR orderKeyDate: 20180501T000000 orderID: O12321 symbol: XYZ eventTimestamp: 20180501T153030.885532 manualFlag: false senderIMID: 987:ABDC destination: CRD:IMID destinationType: F routedOrderID: XYZ012321 side: SL price: 1.15 quantity: 1000 orderType: LMT timeInForce: GFD=10 tradingSession: REG affiliateFlag: false isoInd: NA handlingInstructions: DIR	The <i>destination</i> field must be populated with CRD and IMID of OTC Link ATS.
4	OTC Link ATS receives the order from Broker 1	<b>OTC Link ATS reports an <i>Order Accepted event</i></b>  type: MEOA orderKeyDate: 20180501T000000	The Order Accepted event reported by OTC Link ATS must contain a <i>handlingInstructions</i> value of 'DIR'.

#	Step	Reported Event	Comments
		orderID: O98765 symbol: XYZ eventTimestamp: 20180501T153030.885532 manualFlag: false receiverIMID: CRD:IMID senderIMID: 987:ABDC senderType: F routedOrderID: XYZ012321 affiliateFlag: false deptType: ATS side: SL price: 1.15 quantity: 1000 orderType: LMT timeInForce: GFD=10 tradingSession: REG handlingInstructions: DIR isoInd: NA custDsplntrFlag: false	
5	OTC Link ATS, on behalf of Industry Member Broker 1, creates a FIX order message and routes the order to ATS B	<i>OTC Link ATS reports an <b>Order Route event</b></i>  type: MEOR orderKeyDate: 20180501T000000 orderID: O98765 symbol: XYZ eventTimestamp: 20180501T153030.885532 manualFlag: false senderIMID: CRD:IMID destination: CRD:IMID destinationType: F routedOrderID: XYZ012321 side: SL price: 1.15 quantity: 1000 orderType: LMT timeInForce: GFD=10 tradingSession: REG affiliateFlag: false isoInd: NA handlingInstructions: DLVF=BRKB	The <i>destination</i> field must be populated with CRD and IMID of ATS B.
6	ATS B accepts the order from Industry Member Broker 1 via	<i>ATS B reports an <b>Order Accepted event</b></i>	The <i>senderIMID</i> must be populated with CRD and IMID of OTC Link ATS.

#	Step	Reported Event	Comments
	OTC Link ATS	type: MEOA orderKeyDate: 20180501T000000 orderID: O98765 symbol: XYZ eventTimestamp: 20180501T153030.885532 manualFlag: false receiverIMID: CRD:IMID senderIMID: CRD:IMID senderType: F routedOrderID: XYZ012321 affiliateFlag: false deptType: ATS side: SL price: 1.15 quantity: 1000 orderType: LMT timeInForce: GFD=10 tradingSession: REG handlingInstructions: isoInd: NA custDspIntrFlag: false seqNum: 1250 atsDisplayInd: Y displayPrice: 0 workingPrice: 1.15 displayQty: 1 atsOrderType: EX1 nbbPrice: 0 nboPrice: 0 nbboSource: NA nbboTimestamp:	
7	ATS B executes the order from Industry Member Broker 1	ATS B reports a <b>Trade event</b>  type: MEOT tradeKeyDate: 20180501T000000 tradeID: TR124 / symbol: XYZ eventTimestamp: 20180501T153030.985531 manualFlag: false cancelFlag: false cancelTimestamp: quoteKeyDate: quoteID: quantity: 1000 price: 1.15	ATS B crosses order O98765 with order O34567

#	Step	Reported Event	Comments
		capacity: A tapeTradeID: ORF1234 marketCenterID: O sideDetailsInd: NA buyDetails: orderKeyDate: 20180501T000000 orderID: O34567 side: B sellDetails: orderKeyDate: 20180501T000000 orderID: O98765 side: SL quotingIDQS: seqNum: 1271 nbbPrice: 0 nboPrice: 0 nbboSource: NA nbboTimestamp:	

**2.8.8 Unsolicited Cancellation by OTC Link ATS**

This scenario illustrates the CAT reporting requirements when an Industry Member (IMID:BRKB) sends an order to another Market Maker (IMID:MMA) via an OTC Link Message and OTC Link ATS cancels the order without receiving an explicit cancel request.

In this scenario, Market Maker 1 is quoting symbol XYZ on OTC Link ATS to buy 1,000 shares at 1.15. OTC Link ATS subscriber and Industry Member Broker 2 sends an OTC Link ATS message electronically (i.e. via FIX) to Market Maker 1 indicating that the price is not negotiable. OTC Link ATS then cancels the order without receiving an explicit cancel request due to market conditions, such as a trading halt. As a result, Market Maker 1 and Industry Member Broker 2 also cancel the order on their respective books and records.

Note that there is a distinction from implicit cancels, such as IOC orders. In these cases, Industry Members are not required to report a cancellation because it is implied by the circumstances.

Since the cancellation was initiated by OTC Link ATS, Broker 2 is not required to report a Route Cancelled event. Broker 2 and Market Maker 1 are required to report any action taken on the order as a result of the unsolicited cancellation, including the cancellation of the order on its own books and records.



For illustration purposes, this scenario illustrates the events that occur beginning when BRKB sends the OTC Link Message and does not illustrate each quote event reported by the market maker and OTC Link ATS.

For the order sent from Broker 2 to Market Maker 1 via OTC Link ATS based on the posted quote:

- Broker 2 is required to report the following:
  - ♦ The origination of a new proprietary order to sell 3,000 shares @1.15 (New Order event)
  - ♦ The route of the order to Market Maker 1 via OTC Link ATS (Order Route event to OTC Link ATS with *handlingInstructions* value 'DLVT=MMA' and 'NCTR')
- OTC Link ATS is required to report the following:
  - ♦ The receipt of the order from Broker 2 (Order Accepted event with a *handlingInstructions* value of 'DLVT=MMA' and 'NCTR')
  - ♦ The route of the order to Market Maker 1 (Order Route event with a *handlingInstructions* value of 'DLVF=BRKB' and 'NCTR', and a *quoteID* linking to the related MEQR event)
- Market Maker 1 is required to report the following:
  - ♦ The order received from Broker 2 via OTC Link ATS (Order Accepted event from OTC Link ATS with *handlingInstructions* value 'DLVF=BRKB' and 'NCTR')

For the unsolicited cancel by OTC Link ATS:

- OTC Link ATS is required to report the following:
  - ♦ The cancellation of the order (Order Cancelled event)
  - ♦ The cancellation of the route to Market Maker 1 (Route Cancelled event)
- Broker 2 and Market Maker 1 are required to report the following:
  - ♦ The cancellation of the order on their books and records (Order Cancelled events)

On Order Route events to OTC Link ATS, along with the corresponding Order Accepted event received by OTC Link ATS, a *handlingInstructions* value of 'DLVT' must be populated indicating the IMID of the party the route is being delivered to. On Order Accepted events received from OTC Link ATS, along with the corresponding Order Route event sent by OTC Link ATS, a *handlingInstructions* value of 'DLVF' must

be populated indicating the IMID of the party the route is being delivered from. Orders where the price is not negotiable must be marked with a *handlingInstructions* value of 'NCTR'.

If a route is sent from an Industry Member to a quote posted by a market maker, OTC Link ATS must populate the *quoteID* of the related Quote Received event in its Order Route event. The *quoteID* is not required to be populated on events representing counter messages that were not directed to a posted quote.

#	Step	Reported Event	Comments
1	Broker 2 originates a proprietary order	<p><i>Broker 2 (IMID = BRKB) reports a <b>New Order event</b></i></p> <p>type: MENO  orderKeyDate: 20180501T000000  orderID: O12346  symbol: XYZ  eventTimestamp:  20180501T153039.234456  manualFlag: false  deptType: T  side: SL  price: 1.14  quantity: 3000  orderType: LMT  timeInForce: DAY=20180501  tradingSession: REG  custDspIntrFlag: false  firmDesignatedID: PROP2  accountHolderType: P  affiliateFlag: false  negotiatedTradeFlag: false  representativeInd: N</p>	
2	Broker 2 routes order to Market Maker 1 via OTC Link ATS	<p><i>Broker 2 (IMID = BRKB) reports an <b>Order Route event</b></i></p> <p>type: MEOR  orderKeyDate: 20180501T000000  orderID: O12346  symbol: XYZ  eventTimestamp:  20180501T153039.234456  manualFlag: false  senderIMID: 987:BRKB  destination: CRD:IMID  destinationType: F  routedOrderID: XYZ012321  side: SL</p>	<p>The Order Route event reported by Broker 2 must contain a <i>handlingInstructions</i> value of DLVT=MMA indicating that the order is to be delivered to Market Maker 1.</p> <p>The Order Route event must also contain a <i>handlingInstructions</i> value of NCTR indicating that the price is not negotiable.</p>

#	Step	Reported Event	Comments
		price: 1.14 quantity: 3000 orderType: LMT timeInForce: GFD=10 tradingSession: REG affiliateFlag: false isoInd: NA handlingInstructions: NCTR DLVT=MMA	
3	OTC Link ATS receives the message from Broker 2	<i>OTC Link ATS reports an <b>Order Accepted event</b></i>  type: MEOA orderKeyDate: 20180501T000000 orderID: O98765 symbol: XYZ eventTimestamp: 20180501T153039.234456 manualFlag: false receiverIMID: CRD:IMID senderIMID: 987:BRKB senderType: F routedOrderID: XYZ012321 affiliateFlag: false deptType: ATS side: SL price: 1.14 quantity: 3000 orderType: LMT timeInForce: GFD=10 tradingSession: REG handlingInstructions: NCTR DLVT=MMA isoInd: NA custDsplntrFlag: false	The Order Accepted event reported by OTC Link ATS must contain a <i>handlingInstructions</i> value of 'DLVT=MMA' indicating that the order is to be delivered to Market Maker 1.  The Order Accepted event must also contain a <i>handlingInstructions</i> value of NCTR indicating that the price is not negotiable.
4	OTC Link delivers the message to Market Maker 1	<i>OTC Link ATS reports an <b>Order Route event</b></i>  type: MEOR orderKeyDate: 20180501T000000 orderID: O98765 symbol: XYZ eventTimestamp: 20180501T153039.234456 manualFlag: false senderIMID: CRD:IMID	The Order Route event reported by OTC Link ATS must contain a <i>handlingInstructions</i> value of 'DLVF=BRKB' indicating that the order was delivered from Broker 2.  The Order Route event must also contain a <i>handlingInstructions</i> value of 'NCTR' indicating that the price is not negotiable.  OTC Link ATS must also populate the <i>quoteID</i> linking to the related Quote Received event.



#	Step	Reported Event	Comments
		destination: 789:MMA destinationType: F routedOrderID: XYZ012321 side: SL price: 1.14 quantity: 3000 orderType: LMT timeInForce: GFD=10 tradingSession: REG affiliateFlag: false isoInd: NA handlingInstructions: NCTR DLVF=BRKB quoteKeyDate: 20180501T000000 quoteID: Q6789	The Order Route event will contain three separate and distinct linkages, including: <ul style="list-style-type: none"> <li>• Intrafirm linkage between OTC Link ATS's Order Accepted and Order Route event</li> <li>• Intrafirm linkage between OTC Link ATS's Order Route event and Quote Received event</li> <li>• Interfirm Linkage between OTC Link ATS's Order Route event and the Market Maker's Order Accepted event</li> </ul>
5	Market Maker 1 receives the order	<i>Market Maker (IMID = MMA) reports an <b>Order Accepted event</b></i>  type: MEOA orderKeyDate: 20180501T000000 orderID: O87654 symbol: XYZ eventTimestamp: 20180501T153039.234456 manualFlag: false receiverIMID: 789:MMA senderIMID: CRD:IMID senderType: F routedOrderID: XYZ012321 affiliateFlag: false deptType: T side: SL price: 1.14 quantity: 3000 orderType: LMT timeInForce: GFD=10 tradingSession: REG handlingInstructions: NCTR DLVF=BRKB isoInd: NA custDsplntrFlag: false	The Order Accepted event reported by the Market Maker must contain a <i>handlingInstructions</i> value of 'DLVF=BRKB' indicating that the order was delivered from Broker 2.  The Order Accepted event must also contain a <i>handlingInstructions</i> value of 'NCTR' indicating that the price is not negotiable.
6	OTC Link ATS cancels the order	<i>OTC Link ATS reports an <b>Order Cancelled event</b></i>  type: MEOC orderKeyDate: 20180501T000000	OTC Link ATS is not required to capture a cancel request time, since it did not receive a cancel request.

#	Step	Reported Event	Comments
		orderID: O98765 symbol: XYZ eventTimestamp: 20180501T153039.334456 cancelQty: 3000 leavesQty: 0 initiator: F requestTimestamp:	
7	OTC Link ATS cancels the route to Market Maker 1	<i>OTC Link ATS reports a <b>Route Cancelled event</b></i>  type: MECR orderKeyDate: 20180501T000000 orderID: O98765 symbol: XYZ eventTimestamp: 20180501T153039.334456 manualFlag: false cancelQty: 3000 senderIMID: CRD:IMID destination: 789:MMA destinationType: F routedOrderID: XYZ012321 multiLegInd: false	
8	Broker 2 and Market Maker 1 cancel the order on their books and records	<i>Broker 2 reports an <b>Order Cancelled event (1/2)</b></i>  type: MEOC orderKeyDate: 20180501T000000 orderID: O12346 symbol: XYZ eventTimestamp: 20180501T153039.434456 cancelQty: 3000 leavesQty: 0 initiator: F requestTimestamp:  <i>Market Maker 1 reports an <b>Order Cancelled event (2/2)</b></i>  type: MEOC orderKeyDate: 20180501T000000 orderID: O87654 symbol: XYZ eventTimestamp: 20180501T153039.434456	Since the route sent to Market Maker 1 was cancelled, Market Maker 1 must report an <i>initiator</i> value of 'C' and must capture the <i>requestTimestamp</i> .  Since Broker 2's order was unsolicited cancelled by the destination, Broker 2 must report an <i>initiator</i> value of 'F'.

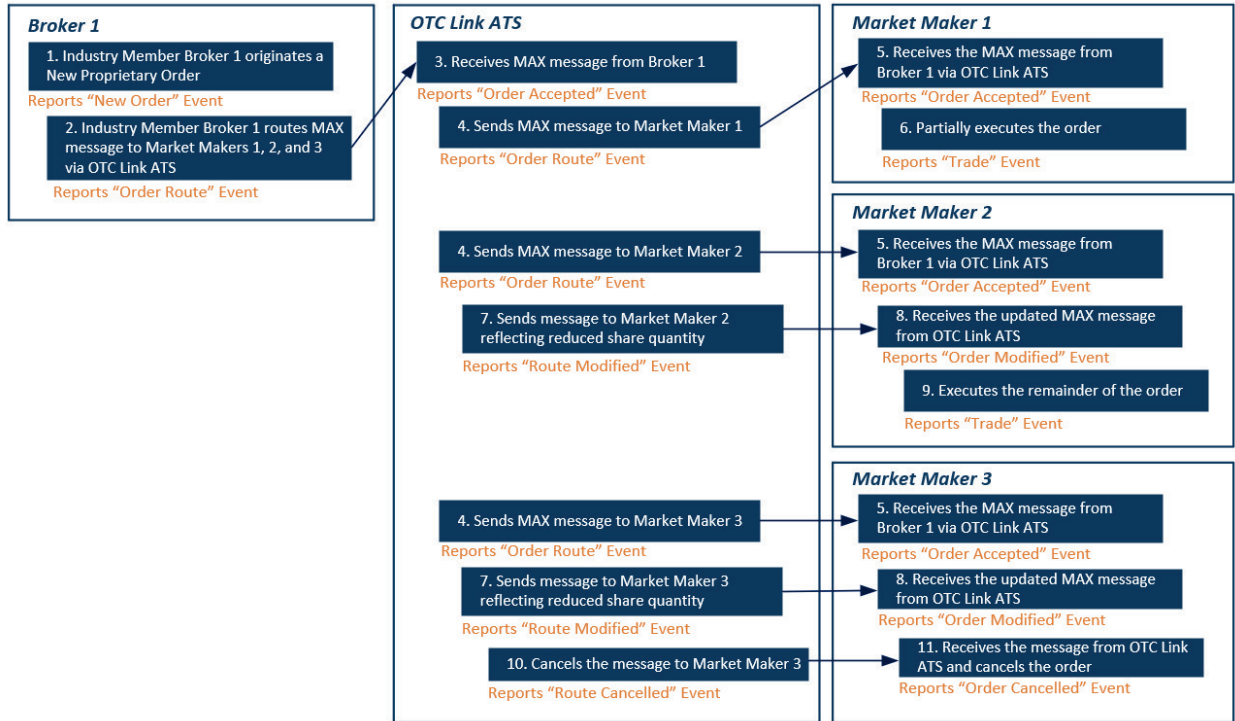
#	Step	Reported Event	Comments
		cancelQty: 3000 leavesQty: 0 initiator: C requestTimestamp: 20180501T153039.334456	

**2.8.9 Trade Executed as a Result of an OTC Link ATS MAX Trade Message**

This scenario illustrates the CAT reporting requirements when an Industry Member (IMID: BRK1) sends a MAX trade message to multiple Market Makers via OTC Link ATS.

In this scenario, Market Maker 1 (IMID: MM1), Market Maker 2 (IMID: MM2), and Market Maker 3 (IMID: MM3) have open quotes in symbol XYZ for 1,000 shares each. Industry Member Broker 1 has 2,000 shares of proprietary interest and sends an OTC Link MAX trade message identifying MM1, MM2, and MM3 as the respondents.

Upon receipt, MM1 immediately gives a partial fill for 1,000 shares. OTC Link ATS sends an updated MAX message to the respondents identified by IM1 indicating that the order has been partially filled. Upon receipt of the updated message, MM2 immediately gives a fill for the remainder of the order. OTC Link ATS then informs the remaining respondents that the order has been fully filled.



For illustration purposes, this scenario illustrates the events that occur beginning when Broker 1 sends the MAX trade message and does not illustrate each quote event reported by each market maker and OTC Link ATS.

For the MAX trade message sent from Broker 1 to the three market makers based on their posted quotes:

- Broker 1 is required to report the following:
  - ♦ The origination of a new proprietary order to sell 2,000 shares (New Order event)
  - ♦ The route of the MAX trade message to each Market Maker via OTC Link ATS (Order Route event to OTC Link ATS with *handlingInstructions* value 'DLVT=MM1@MM2@MM3' and 'MAX')
- OTC Link ATS is required to report the following:
  - ♦ The receipt of the MAX trade message from Broker 1 (Order Accepted event with a *handlingInstructions* value of 'DLVT=MM1@MM2@MM3' and 'MAX')
  - ♦ The initial route of the MAX trade message for 2,000 shares to each Market Maker (Order Route events with a *handlingInstructions* value of 'DLVF=IM1' and a *quoteID* linking to the related MEQR event for each market maker)
  - ♦ The modification of the MAX trade message to MM2 and MM3 for 1,000 shares reflecting a reduction in shares after the partial execution by MM1 (Route Modified events with a *handlingInstructions* value of 'DLVF=IM1')

- ◆ The cancellation of the MAX trade message to MM3 after the order was fully filled by MM2 (Route Cancelled event)
- Market Maker 1 is required to report the following:
  - ◆ The initial MAX trade message for 2,000 shares received from Broker 1 via OTC Link ATS (Order Accepted events from OTC Link ATS with *handlingInstructions* value 'DLVF=IM1')
  - ◆ The partial execution of the order for 1,000 shares from the market maker's prop account (Trade event linking to the ORF report)
- Market Maker 2 is required to report the following:
  - ◆ The initial MAX trade message for 2,000 shares received from Broker 1 via OTC Link ATS (Order Accepted events from OTC Link ATS with *handlingInstructions* value 'DLVF=IM1')
  - ◆ The modified MAX trade message for 1,000 shares (Order Modified events from OTC Link ATS with *handlingInstructions* value 'DLVF=IM1')
  - ◆ The partial execution of the order for 1,000 shares from the market maker's prop account (Trade event linking to the ORF report)
- Market Maker 3 is required to report the following:
  - ◆ The initial MAX trade message for 2,000 shares received from Broker 1 via OTC Link ATS (Order Accepted events from OTC Link ATS with *handlingInstructions* value 'DLVF=IM1')
  - ◆ The modified MAX trade message for 1,000 shares (Order Modified events from OTC Link ATS with *handlingInstructions* value 'DLVF=IM1')
  - ◆ The cancellation of the MAX trade message (Order Cancelled event)

On Order Route events to OTC Link ATS, along with the corresponding Order Accepted event received by OTC Link ATS, a *handlingInstructions* value of 'DLVT' must be populated indicating the IMID of the party the route is being delivered to. In this scenario, since the MAX trade message was delivered to multiple market makers, the IMID of each market maker that the MAX trade message was delivered to must be provided.

On Order Accepted events received from OTC Link ATS, along with the corresponding Order Route event sent by OTC Link ATS, a *handlingInstructions* value of 'DLVF' must be populated indicating the IMID of the party the route is being delivered from.

Since the MAX trade message was sent from an Industry Member to multiple quotes posted by different market makers, OTC Link ATS must populate the *quoteID* of the related Quote Received for each Order Route event to each market maker.

#	Step	Reported Event	Comments
1	Broker 1 originates a proprietary order	<p><i>Broker 1 (IMID = BRK1) reports a <b>New Order event</b></i></p> <p>type: MENO  orderKeyDate: 20180501T000000  orderID: O12346  symbol: XYZ  eventTimestamp:  20180501T153039.234456  manualFlag: false  deptType: T  side: SL  price: 1.14  quantity: 2000  orderType: LMT  timeInForce: DAY=20180501  tradingSession: REG  custDsplntrFlag: false  firmDesignatedID: PROP2  accountHolderType: P  affiliateFlag: false  negotiatedTradeFlag: false  representativeInd: N</p>	
2	Broker 1 routes MAX trade message to Market Makers 1, 2, and 3 via OTC Link ATS	<p><i>Broker 1 (IMID = BRK1) reports an <b>Order Route event</b></i></p> <p>type: MEOR  orderKeyDate: 20180501T000000  orderID: O12346  symbol: XYZ  eventTimestamp:  20180501T153039.234456  manualFlag: false  senderIMID: 987:BRK1  destination: CRD:IMID  destinationType: F  routedOrderID: XYZ012321  side: SL  price: 1.14  quantity: 2000  orderType: LMT  timeInForce: GFD=10  tradingSession: REG  affiliateFlag: false  isolInd: NA  handlingInstructions:  DLVT=MM1@MM2@MM3 MAX</p>	The Order Route event reported by Broker 1 must contain a <i>handlingInstructions</i> value of 'DLVT=MM1@MM2@MM3' and 'MAX' indicating that the MAX order is to be delivered to all three market makers.

#	Step	Reported Event	Comments
3	OTC Link ATS receives the message from Broker 1	<p><i>OTC Link ATS reports an <b>Order Accepted event</b></i></p> <p>type: MEOA  orderKeyDate: 20180501T000000  orderID: O98765  symbol: XYZ  eventTimestamp: 20180501T153039.234456  manualFlag: false  receiverIMID: CRD:IMID  senderIMID: 987:BRK1  senderType: F  routedOrderID: XYZ012321  affiliateFlag: false  deptType: ATS  side: SL  price: 1.14  quantity: 2000  orderType: LMT  timeInForce: GFD=10  tradingSession: REG  handlingInstructions: DLVT=MM1@MM2@MM3 MAX  isoInd: NA  custDspIntrFlag: false</p>	<p>The Order Accepted event reported by OTC Link ATS must contain a <i>handlingInstructions</i> value of 'DLVT=MM1@MM2@MM3' and 'MAX' indicating that the MAX order is to be delivered to all three market makers.</p>
4	OTC Link delivers the message to each Market Maker	<p><i>OTC Link ATS reports an <b>Order Route event (1/3)</b></i></p> <p>type: MEOR  orderKeyDate: 20180501T000000  orderID: O98765  symbol: XYZ  eventTimestamp: 20180501T153039.234456  manualFlag: false  senderIMID: CRD:IMID  destination: 789:MM1  destinationType: F  routedOrderID: XYZ012322  side: SL  price: 1.14  quantity: 2000  orderType: LMT  timeInForce: GFD=10  tradingSession: REG</p>	<p>The Order Route event reported by OTC Link ATS must contain a <i>handlingInstructions</i> value of 'DLVF=BRK1' indicating that the order was delivered from Broker 1.</p> <p>OTC Link ATS must also populate the <i>quoteID</i> linking to the related Quote Received event for each market maker.</p> <p>Each Order Route event will contain three separate and distinct linkages, including:</p> <ul style="list-style-type: none"> <li>• Intrafirm linkage between OTC Link ATS's Order Accepted and Order Route event</li> <li>• Intrafirm linkage between OTC Link ATS's Order Route event and Quote Received event</li> <li>• Interfirm Linkage between OTC Link ATS's Order Route event and the Market Maker's Order</li> </ul>

#	Step	Reported Event	Comments
		<p>affiliateFlag: false  isolnd: NA  handlingInstructions: DLVF=BRK1  quoteKeyDate: 20180501T000000  quoteID: Q6789</p> <p><i>OTC Link ATS reports an <b>Order Route event (2/3)</b></i></p> <p>type: MEOR  orderKeyDate: 20180501T000000  orderID: O98765  symbol: XYZ  eventTimestamp:  20180501T153039.234456  manualFlag: false  senderIMID: CRD:IMID  destination: 654:MM2  destinationType: F  routedOrderID: XYZ012323  side: SL  price: 1.14  quantity: 2000  orderType: LMT  timeInForce: GFD=10  tradingSession: REG  affiliateFlag: false  isolnd: NA  handlingInstructions: DLVF=BRK1  quoteKeyDate: 20180501T000000  quoteID: Q9876</p> <p><i>OTC Link ATS reports an <b>Order Route event (3/3)</b></i></p> <p>type: MEOR  orderKeyDate: 20180501T000000  orderID: O98765  symbol: XYZ  eventTimestamp:  20180501T153039.234456  manualFlag: false  senderIMID: CRD:IMID  destination: 321:MM3  destinationType: F  routedOrderID: XYZ012324  side: SL  price: 1.14</p>	<p>Accepted event</p>



#	Step	Reported Event	Comments
		quantity: 2000 orderType: LMT timeInForce: GFD=10 tradingSession: REG affiliateFlag: false isoInd: NA handlingInstructions: DLVF=BRK1 quoteKeyDate: 20180501T000000 quoteID: Q1234	
5	Each Market Maker receives the message	<p><i>Market Maker 1 (IMID = MM1) reports an <b>Order Accepted event</b></i></p> type: MEOA orderKeyDate: 20180501T000000 orderID: O87654 symbol: XYZ eventTimestamp: 20180501T153039.234456 manualFlag: false receiverIMID: 789:MM1 senderIMID: CRD:IMID senderType: F routedOrderID: XYZ012322 affiliateFlag: false deptType: T side: SL price: 1.14 quantity: 2000 orderType: LMT timeInForce: GFD=10 tradingSession: REG handlingInstructions: DLVF=BRK1 isoInd: NA custDsplntrFlag: false	The Order Accepted events reported by the Market Makers must contain a <i>handlingInstructions</i> value of 'DLVF=BRK1' indicating that the order was delivered from Broker 1.
		<p><i>Market Maker 2 (IMID = MM2) reports an <b>Order Accepted event</b></i></p> type: MEOA orderKeyDate: 20180501T000000 orderID: O76543 symbol: XYZ eventTimestamp: 20180501T153039.234456 manualFlag: false receiverIMID: 654:MM2 senderIMID: CRD:IMID	

#	Step	Reported Event	Comments
		<p>senderType: F  routedOrderID: XYZ012323  affiliateFlag: false  deptType: T  side: SL  price: 1.14  quantity: 2000  orderType: LMT  timeInForce: GFD=10  tradingSession: REG  handlingInstructions: DLVF=BRK1  isolnd: NA  custDsplntrFlag: false</p> <p><i>Market Maker 3 (IMID = MM3)  reports an <b>Order Accepted event</b></i></p> <p>type: MEOA  orderKeyDate: 20180501T000000  orderID: O54321  symbol: XYZ  eventTimestamp:  20180501T153039.234456  manualFlag: false  receiverIMID: 321:MM3  senderIMID: CRD:IMID  senderType: F  routedOrderID: XYZ012324  affiliateFlag: false  deptType: T  side: SL  price: 1.14  quantity: 2000  orderType: LMT  timeInForce: GFD=10  tradingSession: REG  handlingInstructions: DLVF=BRK1  isolnd: NA  custDsplntrFlag: false</p>	
6	Market Maker 1 partially executes the order	<p><i>Market Maker 1 reports a <b>Trade event</b></i></p> <p>type: MEOT  tradeKeyDate: 20180501T000000  tradeID: TR123  symbol: XYZ  eventTimestamp:</p>	Market Maker 1 reports a Trade event reflecting that the order was executed out of the firm's prop account.

#	Step	Reported Event	Comments
		20180501T153039.834456 manualFlag: false cancelFlag: false cancelTimestamp: quantity: 1000 price: 1.14 capacity: P tapeTradeID: ORF1234 marketCenterID: O sideDetailsInd: NA buyDetails: side: B firmDesignatedID: PROP2 accountHolderType: P sellDetails: orderKeyDate: 20180501T000000 orderID: O87654 side: SL	
7	OTC Link delivers a message to MM2 and MM3 reflecting a reduced shares quantity	<p><b>OTC Link ATS reports a Route Modified event (1/2)</b></p> type: MEMR orderKeyDate: 20180501T000000 orderID: O98765 symbol: XYZ eventTimestamp: 20180501T153040.234456 manualFlag: false senderIMID: CRD:IMID destination: 654:MM2 destinationType: F routedOrderID: XYZ012323M priorRoutedOrderID: XYZ012323 side: SL price: 1.14 quantity: 1000 orderType: LMT timeInForce: GFD=10 tradingSession: REG affiliateFlag: false isoInd: NA handlingInstructions: DLVF=BRK1 multiLegInd: false	<p>The Route Modified event reported by OTC Link ATS must contain a <i>handlingInstructions</i> value of 'DLVF=BRK1' indicating that the order was delivered from Broker 1.</p> <p>For partial cancellations, OTC Link ATS may submit an MECR (Route Cancelled) event instead of the MEMR.</p>
		<p><b>OTC Link ATS reports a Route Modified event (2/2)</b></p>	

#	Step	Reported Event	Comments
		type: MEMR orderKeyDate: 20180501T000000 orderID: O98765 symbol: XYZ eventTimestamp: 20180501T153040.234456 manualFlag: false senderIMID: CRD:IMID destination: 321:MM3 destinationType: F routedOrderID: XYZ012324M priorRoutedOrderID: XYZ012324 side: SL price: 1.14 quantity: 1000 orderType: LMT timeInForce: GFD=10 tradingSession: REG affiliateFlag: false isoInd: NA handlingInstructions: DLVF=BRK1 multiLegInd: false	
8	MM2 and MM3 receive the message	<i>Market Maker 2 (IMID = MM2) reports an <b>Order Modified event</b></i>  type: MEOM orderKeyDate: 20180501T000000 orderID: O76543 symbol: XYZ priorOrderKeyDate: priorOrderID: eventTimestamp: 20180501T153040.234456 manualFlag: false receiverIMID: 654:MM2 senderIMID: CRD:IMID senderType: F routedOrderID: XYZ012323M initiator: C side: SL price: 1.14 quantity: 1000orderType: LMT timeInForce: GFD=10 tradingSession: REG isoInd: NA handlingInstructions: DLVF=BRK1	The Order Modified events reported by the Market Makers must contain a <i>handlingInstructions</i> value of 'DLVF=BRK1' indicating that the order was delivered from Broker 1.  For partial cancellations, MM2 and MM3 may submit an MEOC (Order Cancelled) event instead of the MEOM.

#	Step	Reported Event	Comments
		<p>custDsplntrFlag: false  <i>Market Maker 3 (IMID = MM3) reports an <b>Order Modified event</b></i></p> <p>type: MEOM  orderKeyDate: 20180501T000000  orderID: O54321  symbol: XYZ  priorOrderKeyDate:  priorOrderID:  eventTimestamp:  20180501T153040.234456  manualFlag: false  receiverIMID: 321:MM3  senderIMID: CRD:IMID  senderType: F  routedOrderID: XYZ012324M  initiator: C  side: SL  price: 1.14  quantity: 1000  orderType: LMT  timeInForce: GFD=10  tradingSession: REG  isolnd: NA  handlingInstructions: DLVF=BRK1  custDsplntrFlag: false</p>	
9	Market Maker 2 executes the remainder of the order	<p><i>Market Maker 2 reports a <b>Trade event</b></i></p> <p>type: MEOT  tradeKeyDate: 20180501T000000  tradeID: TR123  symbol: XYZ  eventTimestamp:  20180501T153040.834456  manualFlag: false  cancelFlag: false  cancelTimestamp:  quantity: 1000  price: 1.14  capacity: P  tapeTradeID: ORF1235  marketCenterID: O  sideDetailsInd: NA  buyDetails:  side: B</p>	Market Maker 2 reports a Trade event reflecting that the order was executed out of the firm's prop account.

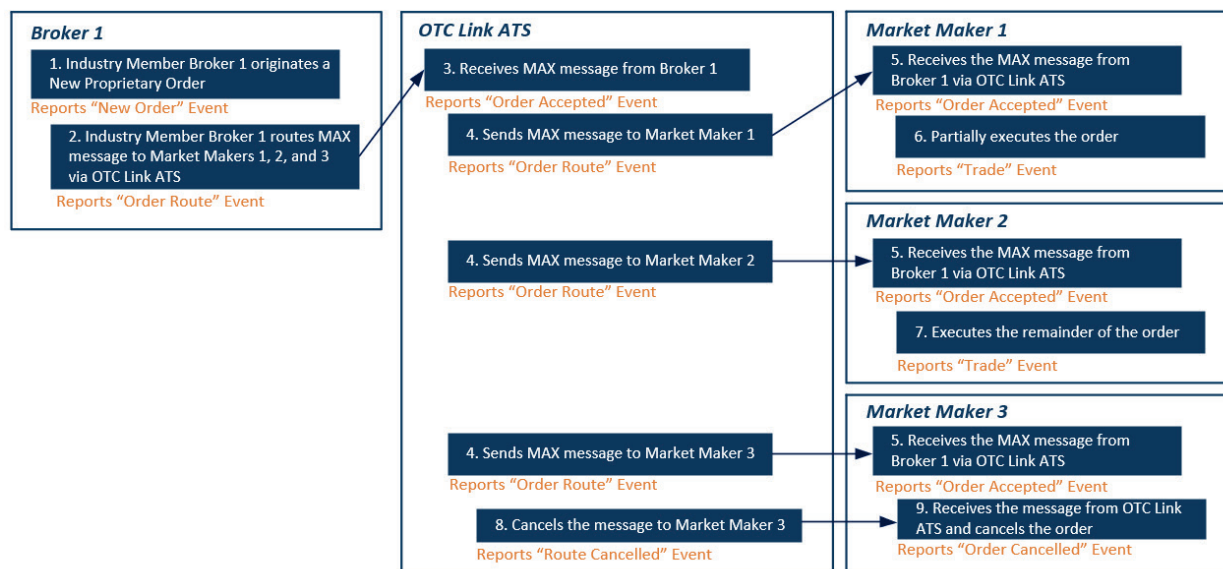
#	Step	Reported Event	Comments
		firmDesignatedID: PROP2 accountHolderType: P sellDetails: orderKeyDate: 20180501T000000 orderID: O76543 side: SL	
10	OTC Markets cancels the message to MM3	<i>OTC Link ATS reports a <b>Route Cancelled event</b></i>  type: MECR orderKeyDate: 20180501T000000 orderID: O98765 symbol: XYZ eventTimestamp: 20180501T153041.234456 manualFlag: false cancelQty: 1000 senderIMID: CRD:IMID destination: 321:MM3 destinationType: F routedOrderID: XYZ012324M multiLegInd: false	
11	MM3 receives the cancel message from OTC Markets and reports an Order Cancelled event	<i>Market Maker 3 (IMID = MM3) reports an <b>Order Cancelled event</b></i>  type: MEOC orderKeyDate: 20180501T000000 orderID: O54321 symbol: XYZ eventTimestamp: 20180501T153041.234456 cancelQty: 1000 leavesQty: 0 initiator: C requestTimestamp: 20180501T153041.234456	The <i>initiator</i> field must be populated with a value of 'C', and the <i>requestTimestamp</i> must be populated with the time that the message was received from OTC Link ATS.

**2.8.10 Market Maker Responds to an OTC Link ATS MAX Trade Message That Has Already Been Fully Filled**

This scenario illustrates the CAT reporting requirements when an Industry Member (IMID: BRK1) sends a MAX trade message to multiple Market Makers via OTC Link ATS.

In this scenario, Market Maker 1 (IMID: MM1), Market Maker 2 (IMID: MM2), and Market Maker 3 (IMID: MM3) have open quotes in symbol XYZ for 1,000 shares each. Industry Member Broker 1 has 2,000 shares of proprietary interest and sends an OTC Link MAX trade message identifying MM1, MM2, and MM3 as the respondents.

Upon receipt, all three Market Makers respond with 1,000 share executions. Since there were only 2,000 shares available to execute, only the first two market makers receive executions, and the third market maker receives notification from OTC Link ATS that the order has already been fully executed.



For illustration purposes, this scenario illustrates the events that occur beginning when Broker 1 sends the MAX trade message and does not illustrate each quote event reported by each market maker and OTC Link ATS.

For the MAX trade message sent from Broker 1 to the three market makers based on their posted quotes:

- Broker 1 is required to report the following:
  - ♦ The origination of a new proprietary order to sell 2,000 shares (New Order event)
  - ♦ The route of the MAX trade message to each Market Maker via OTC Link ATS (Order Route event to OTC Link ATS with *handlingInstructions* value 'DLVT=MM1@MM2@MM3' and 'MAX')
- OTC Link ATS is required to report the following:
  - ♦ The receipt of the MAX trade message from Broker 1 (Order Accepted event with a *handlingInstructions* value of 'DLVT=MM1@MM2@MM3' and 'MAX')

- ♦ The route of the MAX trade message for 2,000 shares to each Market Maker (Order Route events with a *handlingInstructions* value of 'DLVF=IM1' and a *quoteID* linking to the related MEQR event for each market maker)
  - ♦ The cancellation of the MAX trade message to MM3 after the order was fully filled (Route Cancelled event)
- Market Maker 1 is required to report the following:
    - ♦ The MAX trade message for 2,000 shares received from Broker 1 via OTC Link ATS (Order Accepted events from OTC Link ATS with *handlingInstructions* value 'DLVF=IM1')
    - ♦ The partial execution of the order for 1,000 shares from the market maker's prop account (Trade event linking to the ORF report)
- Market Maker 2 is required to report the following:
    - ♦ The MAX trade message for 2,000 shares received from Broker 1 via OTC Link ATS (Order Accepted events from OTC Link ATS with *handlingInstructions* value 'DLVF=IM1')
    - ♦ The partial execution of the order for 1,000 shares from the market maker's prop account (Trade event linking to the ORF report)
- Market Maker 3 is required to report the following:
    - ♦ The MAX trade message for 2,000 shares received from Broker 1 via OTC Link ATS (Order Accepted events from OTC Link ATS with *handlingInstructions* value 'DLVF=IM1')
    - ♦ The cancellation of the MAX trade message (Order Cancelled event)

On Order Route events to OTC Link ATS, along with the corresponding Order Accepted event received by OTC Link ATS, a *handlingInstructions* value of 'DLVT' must be populated indicating the IMID of the party the route is being delivered to. In this scenario, since the MAX trade message was delivered to multiple market makers, the IMID of each market maker that the MAX trade message was delivered to must be provided.

On Order Accepted events received from OTC Link ATS, along with the corresponding Order Route event sent by OTC Link ATS, a *handlingInstructions* value of 'DLVF' must be populated indicating the IMID of the party the route is being delivered from.

Since the MAX trade message was sent from an Industry Member to multiple quotes posted by different market makers, OTC Link ATS must populate the *quoteID* of the related Quote Received for each Order Route event to each market maker.



#	Step	Reported Event	Comments
1	Broker 1 originates a proprietary order	<p><i>Broker 1 (IMID = BRK1) reports a <b>New Order event</b></i></p> <p>type: MENO  orderKeyDate: 20180501T000000  orderID: O12346  symbol: XYZ  eventTimestamp:  20180501T153039.234456  manualFlag: false  deptType: T  side: SL  price: 1.14  quantity: 2000  orderType: LMT  timeInForce: DAY=20180501  tradingSession: REG  custDsplntrFlag: false  firmDesignatedID: PROP2  accountHolderType: P  affiliateFlag: false  negotiatedTradeFlag: false  representativeInd: N</p>	
2	Broker 1 routes MAX trade message to Market Makers 1, 2, and 3 via OTC Link ATS	<p><i>Broker 1 (IMID = BRK1) reports an <b>Order Route event</b></i></p> <p>type: MEOR  orderKeyDate: 20180501T000000  orderID: O12346  symbol: XYZ  eventTimestamp:  20180501T153039.234456  manualFlag: false  senderIMID: 987:BRK1  destination: CRD:IMID  destinationType: F  routedOrderID: XYZ012321  side: SL  price: 1.14  quantity: 2000  orderType: LMT  timeInForce: GFD=10  tradingSession: REG  affiliateFlag: false  isolInd: NA  handlingInstructions:  DLVT=MM1@MM2@MM3 MAX</p>	The Order Route event reported by Broker 1 must contain a <i>handlingInstructions</i> value of 'DLVT=MM1@MM2@MM3' and 'MAX' indicating that the MAX order is to be delivered to all three market makers.

#	Step	Reported Event	Comments
3	OTC Link ATS receives the message from Broker 1	<p><i>OTC Link ATS reports an <b>Order Accepted event</b></i></p> <p>type: MEOA  orderKeyDate: 20180501T000000  orderID: O98765  symbol: XYZ  eventTimestamp: 20180501T153039.234456  manualFlag: false  receiverIMID: CRD:IMID  senderIMID: 987:BRK1  senderType: F  routedOrderID: XYZ012321  affiliateFlag: false  deptType: ATS  side: SL  price: 1.14  quantity: 2000  orderType: LMT  timeInForce: GFD=10  tradingSession: REG  handlingInstructions: DLVT=MM1@MM2@MM3 MAX  isoInd: NA  custDspIntrFlag: false</p>	<p>The Order Accepted event reported by OTC Link ATS must contain a <i>handlingInstructions</i> value of 'DLVT=MM1@MM2@MM3' and 'MAX' indicating that the MAX order is to be delivered to all three market makers.</p>
4	OTC Link delivers the message to each Market Maker	<p><i>OTC Link ATS reports an <b>Order Route event (1/3)</b></i></p> <p>type: MEOR  orderKeyDate: 20180501T000000  orderID: O98765  symbol: XYZ  eventTimestamp: 20180501T153039.234456  manualFlag: false  senderIMID: CRD:IMID  destination: 789:MM1  destinationType: F  routedOrderID: XYZ012322  side: SL  price: 1.14  quantity: 2000  orderType: LMT  timeInForce: GFD=10  tradingSession: REG</p>	<p>The Order Route event reported by OTC Link ATS must contain a <i>handlingInstructions</i> value of 'DLVF=BRK1' indicating that the order was delivered from Broker 1.</p> <p>OTC Link ATS must also populate the <i>quoteID</i> linking to the related Quote Received event for each market maker.</p> <p>Each Order Route event will contain three separate and distinct linkages, including:</p> <ul style="list-style-type: none"> <li>• Intrafirm linkage between OTC Link ATS's Order Accepted and Order Route event</li> <li>• Intrafirm linkage between OTC Link ATS's Order Route event and Quote Received event</li> <li>• Interfirm Linkage between OTC Link ATS's Order Route event and the Market Maker's Order</li> </ul>

#	Step	Reported Event	Comments
		<p>affiliateFlag: false  isolnd: NA  handlingInstructions: DLVF=BRK1  quoteKeyDate: 20180501T000000  quoteID: Q6789</p> <p><i>OTC Link ATS reports an <b>Order Route event (2/3)</b></i></p> <p>type: MEOR  orderKeyDate: 20180501T000000  orderID: O98765  symbol: XYZ  eventTimestamp:  20180501T153039.234456  manualFlag: false  senderIMID: CRD:IMID  destination: 654:MM2  destinationType: F  routedOrderID: XYZ012323  side: SL  price: 1.14  quantity: 2000  orderType: LMT  timeInForce: GFD=10  tradingSession: REG  affiliateFlag: false  isolnd: NA  handlingInstructions: DLVF=BRK1  quoteKeyDate: 20180501T000000  quoteID: Q9876</p> <p><i>OTC Link ATS reports an <b>Order Route event (3/3)</b></i></p> <p>type: MEOR  orderKeyDate: 20180501T000000  orderID: O98765  symbol: XYZ  eventTimestamp:  20180501T153039.234456  manualFlag: false  senderIMID: CRD:IMID  destination: 321:MM3  destinationType: F  routedOrderID: XYZ012324  side: SL  price: 1.14</p>	<p>Accepted event</p>

#	Step	Reported Event	Comments
		quantity: 2000 orderType: LMT timeInForce: GFD=10 tradingSession: REG affiliateFlag: false isoInd: NA handlingInstructions: DLVF=BRK1 quoteKeyDate: 20180501T000000 quoteID: Q1234	
5	Each Market Maker receives the message	<p><i>Market Maker 1 (IMID = MM1) reports an <b>Order Accepted event</b></i></p> type: MEOA orderKeyDate: 20180501T000000 orderID: O87654 symbol: XYZ eventTimestamp: 20180501T153039.234456 manualFlag: false receiverIMID: 789:MM1 senderIMID: CRD:IMID senderType: F routedOrderID: XYZ012322 affiliateFlag: false deptType: T side: SL price: 1.14 quantity: 2000 orderType: LMT timeInForce: GFD=10 tradingSession: REG handlingInstructions: DLVF=BRK1 isoInd: NA custDsplntrFlag: false	The Order Accepted events reported by the Market Makers must contain a <i>handlingInstructions</i> value of 'DLVF=BRK1' indicating that the order was delivered from Broker 1.
		<p><i>Market Maker 2 (IMID = MM2) reports an <b>Order Accepted event</b></i></p> type: MEOA orderKeyDate: 20180501T000000 orderID: O76543 symbol: XYZ eventTimestamp: 20180501T153039.234456 manualFlag: false receiverIMID: 654:MM2 senderIMID: CRD:IMID	

#	Step	Reported Event	Comments
		<p>senderType: F  routedOrderID: XYZ012323  affiliateFlag: false  deptType: T  side: SL  price: 1.14  quantity: 2000  orderType: LMT  timeInForce: GFD=10  tradingSession: REG  handlingInstructions: DLVF=BRK1  isolnd: NA  custDsplntrFlag: false</p> <p><i>Market Maker 3 (IMID = MM3)  reports an <b>Order Accepted event</b></i></p> <p>type: MEOA  orderKeyDate: 20180501T000000  orderID: O54321  symbol: XYZ  eventTimestamp:  20180501T153039.234456  manualFlag: false  receiverIMID: 321:MM3  senderIMID: CRD:IMID  senderType: F  routedOrderID: XYZ012324  affiliateFlag: false  deptType: T  side: SL  price: 1.14  quantity: 2000  orderType: LMT  timeInForce: GFD=10  tradingSession: REG  handlingInstructions: DLVF=BRK1  isolnd: NA  custDsplntrFlag: false</p>	
6	Market Maker 1 partially executes the order	<p><i>Market Maker 1 reports a <b>Trade event</b></i></p> <p>type: MEOT  tradeKeyDate: 20180501T000000  tradeID: TR123  symbol: XYZ  eventTimestamp:</p>	Market Maker 1 reports a Trade event reflecting that the order was executed out of the firm's prop account.

#	Step	Reported Event	Comments
		20180501T153039.834456 manualFlag: false cancelFlag: false cancelTimestamp: quantity: 1000 price: 1.14 capacity: P tapeTradeID: ORF1234 marketCenterID: O sideDetailsInd: NA buyDetails: side: B firmDesignatedID: PROP2 accountHolderType: P sellDetails: orderKeyDate: 20180501T000000 orderID: O87654 side: SL	
7	Market Maker 2 executes the remainder of the order	<b>Market Maker 2 reports a Trade event</b>  type: MEOT tradeKeyDate: 20180501T000000 tradeID: TR123 symbol: XYZ eventTimestamp: 20180501T153039.844456 manualFlag: false cancelFlag: false cancelTimestamp: quantity: 1000 price: 1.14 capacity: P tapeTradeID: ORF1235 marketCenterID: O sideDetailsInd: NA buyDetails: side: B firmDesignatedID: PROP3 accountHolderType: P sellDetails: orderKeyDate: 20180501T000000 orderID: O76543 side: SL	Market Maker 2 reports a Trade event reflecting that the order was executed out of the firm's prop account.

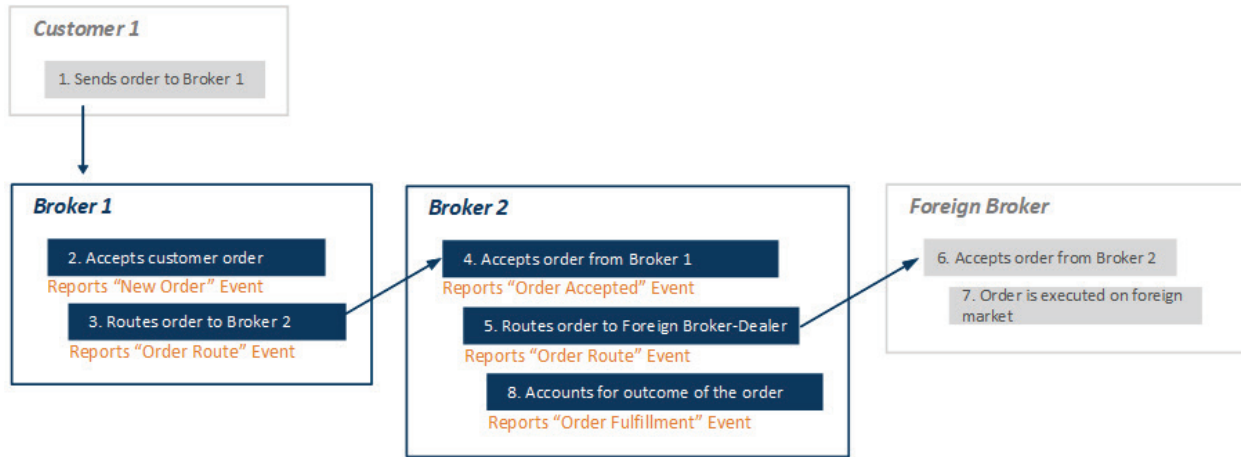
#	Step	Reported Event	Comments
8	OTC Markets cancels the message to MM3	<p><i>OTC Link ATS reports a <b>Route Cancelled event</b></i></p> <p>type: MECR  orderKeyDate: 20180501T000000  orderID: O98765  symbol: XYZ  eventTimestamp:  20180501T153039.944456  manualFlag: false  cancelQty: 1000  senderIMID: CRD:IMID  destination: 321:MM3  destinationType: F  routedOrderID: XYZ012324M  multiLegInd: false</p>	
9	MM3 receives the cancel message from OTC Markets and reports an Order Cancelled event	<p><i>Market Maker 3 (IMID = MM3) reports an <b>Order Cancelled event</b></i></p> <p>type: MEOC  orderKeyDate: 20180501T000000  orderID: O54321  symbol: XYZ  eventTimestamp:  20180501T153041.234456  cancelQty: 1000  leavesQty: 0  initiator: C  requestTimestamp:  20180501T153041.234456</p>	The <i>initiator</i> field must be populated with a value of 'C' as it was a Customer/Client-initiated cancellation, and the <i>requestTimestamp</i> must be populated with the time that the message was received from OTC Link ATS.

**2.9 Foreign Scenarios**

This section illustrates the CAT reporting requirements when an Industry Member routes an order to a foreign destination for execution. These scenarios assume that the related security is CAT reportable in accordance with [Section I of the CAT FAQs regarding Foreign Securities](#).

**2.9.1 Route to a Foreign Broker-Dealer**

This scenario illustrates the CAT reporting requirements when an Industry Member routes an order to another Industry Member, who routes the order to an affiliated foreign broker-dealer. Since the foreign broker-dealer is not a CAT reporter and the execution was not reported for public dissemination purposes in the United States, the Industry Member must report an Order Fulfillment event to represent the outcome of the customer order.



Industry Member Broker 1 is required to report:

- The receipt of the customer order (New Order event)
- The route of the order to Broker 2 (Order Route event)

Industry Member Broker 2 is required to report:

- The receipt of the order from Broker 2 (Order Accepted event)
- The route of the customer order to the affiliated foreign broker-dealer (Order Route event)
- The outcome of the order (Order Fulfillment event)

When reporting Order Fulfillment events for orders that were routed to a foreign broker-dealer, *firmDetails* are not required. While this scenario reflects the fill of a customer order on a foreign market, the same requirement to report an Order Fulfillment event would apply if the order were proprietary.

#	Step	Reported Event	Comments
1	Customer sends an order to Broker 1	NA	
2	Broker 1 accepts the customer order	<p><b>Broker 1 reports a <i>New Order</i> event</b></p> <p>type: MENO  orderKeyDate: 20180501T000000  orderID: O12345  symbol: XYZ  eventTimestamp:  20180501T153035.234456  manualFlag: false  deptType: A  side: B  price: 10.00  quantity: 1000  orderType: LMT  timeInForce: DAY=20180501  tradingSession: FOR</p>	



#	Step	Reported Event	Comments
		custDsplntrFlag: false firmDesignatedID: EFGHO001 accountHolderType: A affiliateFlag: false negotiatedTradeFlag: false representativeInd: N	
3	Broker 1 routes the customer order to Broker 2	<i>Broker 1 reports an <b>Order Route event</b></i>  type: MEOR orderKeyDate: 20180501T000000 orderID: O12345 symbol: XYZ eventTimestamp: 20180501T153035.234556 manualFlag: false senderIMID: 123:BRKA destination: 456:BRKB destinationType: F routedOrderID: XYZ123555 side: B price: 10.00 quantity: 1000 orderType: LMT timeInForce: DAY=20180501 tradingSession: FOR affiliateFlag: false isoInd: NA	
4	Broker 2 accepts the order from Broker 1	<i>Broker 2 reports an <b>Order Accepted event</b></i>  type: MEOA orderKeyDate: 20180501T000000 orderID: O34567 symbol: XYZ eventTimestamp: 20180501T153036.234556 manualFlag: true electronicDupFlag: false electronicTimestamp: receiverIMID: 456:BRKB senderIMID: 123:BRKA senderType: F routedOrderID: XYZ123555 affiliateFlag: false deptType: A	

#	Step	Reported Event	Comments
		side: B price: 10.00 quantity: 1000 orderType: LMT timeInForce: DAY=20180501 tradingSession: FOR isoInd: NA custDsplNtrFlag: false	
5	Broker 2 routes the customer order to a non-reporting affiliated foreign broker-dealer	<b>Broker 2 reports an <i>Order Route event</i></b>  type: MEOR orderKeyDate: 20180501T000000 orderID: O34567 symbol: XYZ eventTimestamp: 20180501T153036.234556 manualFlag: false senderIMID: destination: destinationType: N routedOrderID: side: B price: 10.00 quantity: 1000 orderType: LMT timeInForce: DAY=20180501 tradingSession: FOR affiliateFlag: true isoInd: NA	When routing to a foreign broker-dealer, <i>destinationType</i> must be populated as 'N', and <i>tradingSession</i> must be populated as 'FOR'.  <i>destination</i> , <i>senderIMID</i> , and <i>routedOrderID</i> are not required when routing to a foreign broker-dealer.
6	Non-reporting Foreign Broker-Dealer accepts and executes the order	NA	
7	Broker 2 reports an Order Fulfillment event to show the outcome of the customer order	<b>Broker 2 reports an <i>Order Fulfillment event</i></b>  type: MEOF fillKeyDate: 20180501T000000 fulfillmentID: FRGN123 symbol: XYZ eventTimestamp: 20180501T153045.234556 fulfillmentLinkType: FOR quantity: 1000 price: 10.00 capacity: A	The <i>fulfillmentLinkType</i> must be populated with a value of 'FOR' to indicate that the order was routed to a foreign destination, and that <i>firmDetails</i> are not required.  The eventTimestamp in the Order Fulfillment event represents the time that the firm filled the customer order, not the time that the execution was received on the foreign market.

#	Step	Reported Event	Comments
		clientDetails: orderKeyDate: 20180501T000000 orderID: O34567 side: B	

**2.9.2 Customer Order is Routed to a Foreign Affiliate, and the Foreign Affiliate Executes the Order on a Net Basis**

This scenario illustrates the CAT reporting requirements when an Industry Member receives an order from its customer to buy a foreign security and routes the order to a non-member foreign affiliate for execution. The foreign affiliate executes the order in the foreign market and the transaction is reported by the foreign market. The foreign affiliate sells the security to the Industry Member at a different price than the price reported in the foreign market. The Industry Member fills the customer order at the same price at which it bought the security from its foreign affiliate (except for any change in price due to currency conversion).

Since the price given to the Industry Member by the foreign affiliate was different than the price that the foreign affiliate received on the foreign market, the Industry Member is required to submit a media trade report to a TRF in the United States. In the TRF report, the FINRA member firm will be identified as the executing firm on the trade report with a blank contra.



Industry Member Broker 1 is required to report:

- The receipt of the customer order (New Order event)
- The route of the order to its foreign affiliate (Order Route event)
- The execution of the order in the foreign market (one-sided Trade event linking to the TRF report with a *sideDetailsInd* of 'BUY')

Broker 1 is required to report the execution of the order on the foreign market using a Trade event with linkage to the TRF report. Broker 1 is only required to report its own side of the execution in the Trade

event side details. The *sideDetailsInd* field must be populated with a value of 'BUY', indicating that the Trade event is one sided, and that only the *buyDetails* will be populated.

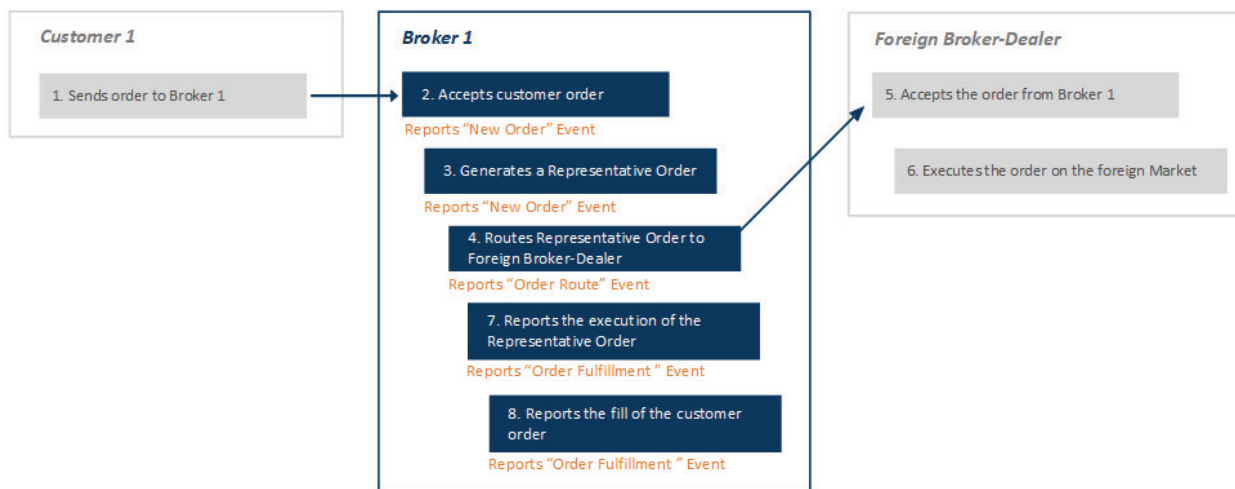
#	Step	Reported Event	Comments
1	Customer sends a Buy order to Broker 1	NA	
2	Broker 1 receives the Buy order from the customer	<p><i>Broker 1 (IMID=FRMA) reports a <b>New Order event</b></i></p> <p>type: MENO  orderKeyDate: 20170801T000000  orderID: O12345  symbol: XYZ  eventTimestamp:  20170801T143031.123456  manualFlag: false  deptType: A  side: B  price: 10.01  quantity: 300  orderType: LMT  timeInForce: DAY=20170801  tradingSession: FOR  custDspIntrFlag: false  firmDesignatedID: INC123  accountHolderType: A  affiliateFlag: false  negotiatedTradeFlag: false  representativeInd: N</p>	
3	Broker 1 routes the order to a foreign affiliate	<p><i>Broker 1 reports an <b>Order Route event</b></i></p> <p>type: MEOR  orderKeyDate: 20170801T000000  orderID: O12345  symbol: XYZ  eventTimestamp:  20170801T143032.53456  manualFlag: false  senderIMID:  destination:  destinationType: N  routedOrderID:  side: B  price: 10.01  quantity: 300  orderType: LMT  timeInForce: DAY=20170801</p>	When <i>destinationType</i> is populated as 'N', <i>senderIMID</i> , <i>destination</i> , and <i>routedOrderID</i> are not required.

#	Step	Reported Event	Comments
		tradingSession: FOR affiliateFlag: true isoInd: NA	
4	Foreign affiliate accepts the order from Broker 1 and executes the order in the foreign market @9.97	NA	This transaction is reported by to the foreign market.
5	Foreign affiliate sells the shares to Broker 1 @10.01	NA	Since the foreign affiliate received a price of 9.97 on the foreign market, and sold the shares to Broker 1 a price of 10.01, Broker 1 is required to report a media trade report in the US.
6	Broker 1 reports the trade to the TRF and reports a one-sided Trade event @10.01	<b>Broker 1 reports a Trade event</b>  type: MEOT tradeKeyDate: 20170801T000000 tradeID: TXYZ125 symbol: XYZ eventTimestamp: 20170801T143035.53456 manualFlag: false cancelFlag: false cancelTimestamp: quantity: 300 price: 10.01 capacity: A tapeTradeID: TRF123 marketCenterID: DN sideDetailsInd: BUY buyDetails: orderKeyDate: 20170801T000000 orderID: O12345 side: B	Since Broker 1 reported the trade to the TRF, Broker 1 must populate all relevant fields required to link to the related trade report.  In this scenario, Broker 1 is only required to report its own side in the Trade event side details. The <i>sideDetailsInd</i> field must be populated with a value of 'BUY' indicating that only the <i>buyDetails</i> are populated.

**2.9.3 Customer Order is Routed to a Foreign Broker-Dealer and Executed on a Riskless Principal Basis**

This scenario illustrates the CAT reporting requirements when an Industry Member routes a customer order on a Riskless Principal basis to a foreign broker-dealer for execution. In this scenario, the Industry Member receives a customer order and generates a representative order, then routes the representative order to a foreign broker-dealer.

The foreign broker-dealer executes the order in the foreign market and the transaction is reported by the foreign market. The foreign broker-dealer sells the security to the Industry Member at the same price that was reported in the foreign market. The Industry Member fills the customer order at the same price at which it bought the security from its foreign affiliate (except for any change in price due to currency conversion).



Industry Member Broker 1 is required to report:

- The receipt of the customer order (New Order event)
- The generation of a representative order (New Order event)
- The route of the representative order (Order Route event)
- The execution representative order (Order Fulfillment event with a *fulfillmentLinkType* of 'FOR')
- The fill of the customer order (Order Fulfillment event with a *fulfillmentLinkType* of 'Y')

*firmDetails* are not required on Order Fulfillment events with a *fulfillmentLinkType* of 'FOR' representing orders that were routed to a foreign broker-dealer.

#	Step	Reported Event	Comments
1	Customer sends a Buy order to Broker 1	NA	
2	Broker 1 receives the Buy order from the customer	<p><i>Broker 1 (IMID=FRMA) reports a <b>New Order event</b></i></p> <p>type: MENO            orderKeyDate: 20170801T000000            orderID: O12345            symbol: XYZ            eventTimestamp: 20170801T143031.123456            manualFlag: false            deptType: A</p>	

#	Step	Reported Event	Comments
		side: B price: 10.01 quantity: 300 orderType: LMT timeInForce: DAY=20170801 tradingSession: FOR custDspIntrFlag: false firmDesignatedID: INC123 accountHolderType: A affiliateFlag: false negotiatedTradeFlag: false representativeInd: N	
3	Broker 1 generates a representative order	<i>Broker 1 (IMID=FRMA) reports a <b>New Order event</b></i>  type: MENO orderKeyDate: 20170801T000000 orderID: R12345 symbol: XYZ eventTimestamp: 20170801T143032.223456 manualFlag: false deptType: A side: B price: 10.01 quantity: 300 orderType: LMT timeInForce: DAY=20170801 tradingSession: FOR custDspIntrFlag: false firmDesignatedID: REP125 accountHolderType: P aggregatedOrders: O12345@20170801T000000@@ affiliateFlag: false negotiatedTradeFlag: false representativeInd: Y	The <i>representativeInd</i> field must be populated with a value of 'Y' to indicate that the order is a representative order, and that explicit linkage is required.  The <i>aggregatedOrders</i> field must be populated.
4	Broker 1 routes the Representative Order to a foreign broker-dealer	<i>Broker 1 reports an <b>Order Route event</b></i>  type: MEOR orderKeyDate: 20170801T000000 orderID: R12345 symbol: XYZ eventTimestamp: 20170801T143032.53456	When <i>destinationType</i> is populated as 'N', <i>senderIMID</i> , <i>destination</i> and <i>routedOrderID</i> are not required.

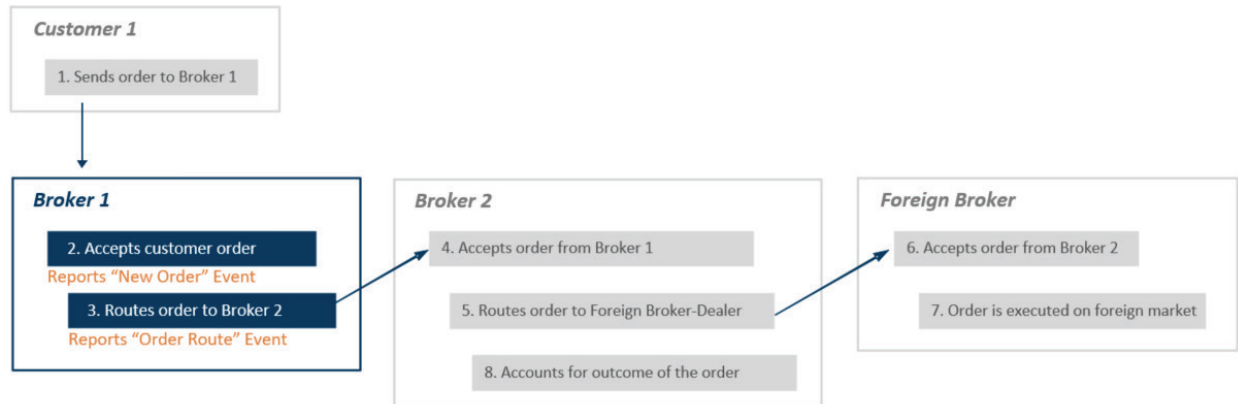
#	Step	Reported Event	Comments
		manualFlag: false senderIMID: destination: destinationType: N routedOrderID: side: B price: 10.01 quantity: 300 orderType: LMT timeInForce: DAY=20170801 tradingSession: REG affiliateFlag: false isoInd: NA	
5	Foreign affiliate accepts the order from Broker 1 and executes the order in the foreign market @10.01	NA	This transaction is reported by to the foreign market.
6	Foreign affiliate sells the shares to Broker 1 @10.01	NA	Since the transaction was reported to the foreign market at a price of 10.01, and the foreign broker-dealer sold the shares to Broker 1 a price of 10.01, Broker 1 is not required to report a media trade report in the US.
7	Broker 1 reports an Order Fulfillment event to show the outcome of the representative order	<i>Broker 1 reports an <b>Order Fulfillment event</b></i>  Type: MEOF fillKeyDate: 20170801T000000 fulfillmentID: FO12350 symbol: XYZ eventTimestamp: 20170801T143035.53456 manualFlag: false fulfillmentLinkType: FOR quantity: 300 price: 10.01 capacity: P clientDetails: orderKeyDate: 20170801T000000 orderID: R12345 side: B	The <i>fulfillmentLinkType</i> must be populated with a value of 'FOR' to indicate that the order was routed to a foreign destination, and that <i>firmDetails</i> are not required.  Although the order being filled on the foreign exchange is a representative proprietary order, the <i>clientDetails</i> must be populated with the <i>orderID</i> of the representative proprietary order.
8	Broker 1 executes the customer order on a Riskless Principal	<i>Broker 1 reports an <b>Order Fulfillment event</b></i>	The <i>fulfillmentLinkType</i> field must be populated with a value of 'Y' to indicate that the order is a



#	Step	Reported Event	Comments
	basis	Type: MEOF fillKeyDate: 20170801T000000 fulfillmentID: FO12360 symbol: XYZ eventTimestamp: 20170801T143035.63456 manualFlag: false fulfillmentLinkType: Y quantity: 300 price: 10.01 capacity: R clientDetails: orderKeyDate: 20170801T000000 orderID: O12345 side: B firmDetails: orderKeyDate: 20170801T000000 orderID: R12345 side: SL	representative order, and that explicit linkage is required. <i>firmDetails</i> are required.

**2.9.4 Industry Member Routes an Order in an OTC Equity Symbol of a Foreign Security to Another Industry Member with Discretion on Where to Execute**

This scenario illustrates the CAT reporting requirements when Industry Member Broker 1 routes an order in an OTC equity symbol of a foreign security to another Industry Member Broker 2, and Broker 2 has discretion on how to execute the order. Broker 2 then chooses to route the order to a foreign market for execution. Broker 1 is unaware of the outcome of the order and therefore has an obligation to report to CAT in accordance with [FAQs 12](#) and [14](#). However, Broker 2 knows that the order was executed and trade reported on a foreign market, and does not have an obligation to report to CAT in accordance with [FAQ 17](#).



Industry Member Broker 1 is required to report:

- The receipt of the customer order (New Order event)
- The route of the order to Broker 2 (Order Route event with *destinationType* 'O')

While Broker 2 may optionally report this activity to CAT, it does not have a CAT reporting obligation in accordance with [FAQ 17](#).

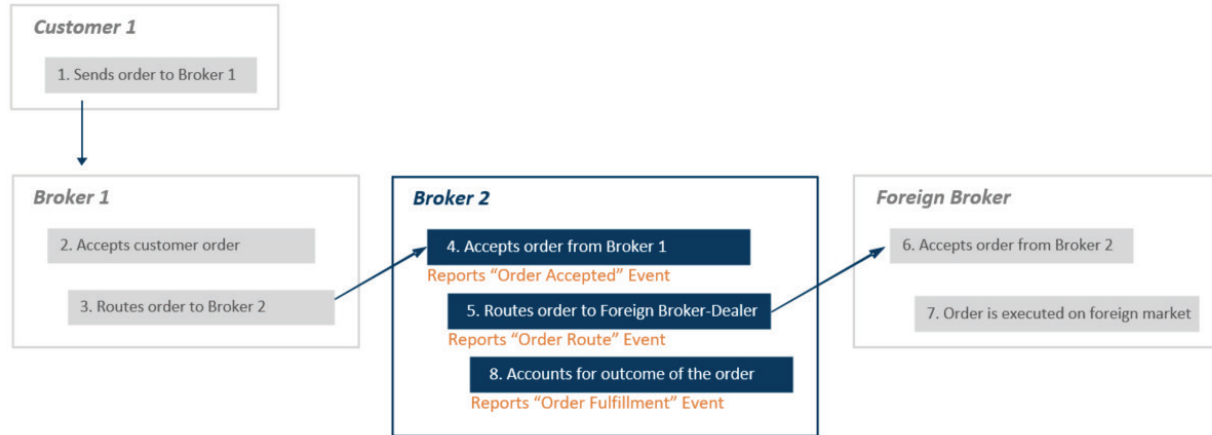
Broker 1 may populate a *destinationType* value of 'O' on its Order Route event to Broker 2. When *destinationType* 'O' is populated, linkage will be attempted on the Order Route event. After linkage is attempted, if no link is found, the firm will not receive an unlinked error.

#	Step	Reported Event	Comments
1	Customer sends an order to Broker 1	NA	
2	Broker 1 accepts the customer order	<p><b>Broker 1 reports a <i>New Order</i> event</b></p> <p>type: MENO            orderKeyDate: 20180501T000000            orderID: O12345            symbol: XYZ            eventTimestamp: 20180501T153035.234456            manualFlag: false            deptType: A            side: B            price: 10.00            quantity: 1000            orderType: LMT            timeInForce: DAY=20180501            tradingSession: ALL            custDsplntrFlag: false            firmDesignatedID: EFGHO001            accountHolderType: A            affiliateFlag: false            negotiatedTradeFlag: false</p>	

#	Step	Reported Event	Comments
		representativeInd: N	
3	Broker 1 routes the customer order to Broker 2	<p><b>Broker 1 reports an <i>Order Route event</i></b></p> <p>type: MEOR  orderKeyDate: 20180501T000000  orderID: O12345  symbol: XYZ  eventTimestamp: 20180501T153035.234556  manualFlag: false  senderIMID: 123:BRKA  destination: 456:BRKB  destinationType: O  routedOrderID: XYZ123555  side: B  price: 10.00  quantity: 1000  orderType: LMT  timeInForce: DAY=20180501  tradingSession: ALL  affiliateFlag: false  isoInd: NA</p>	<p>If Broker 1 does not know that the order was executed and trade reported on a foreign market, or chooses to optionally report the order, then to avoid an interfirm linkage error, they should report the <i>destinationType</i> 'O'.</p> <p>When <i>destinationType</i> 'O' is populated, linkage will be attempted on the Order Route event. After linkage is attempted, if no link is found, the firm will not receive an unlinked error.</p>
4	Broker 2 accepts the order from Broker 1	NA	Broker 2 knows that the order was executed and trade reported on a foreign market and does not have an obligation to report this activity to CAT.
5	Broker 2 routes the customer order to a foreign market for execution	NA	Broker 2 knows that the order was executed and trade reported on a foreign market and does not have an obligation to report this activity to CAT.

**2.9.5 Industry Member Routes an Order in an OTC Equity Symbol of a Foreign Security to Another Industry Member with Instructions to Execute on a Foreign Market**

This scenario illustrates the CAT reporting requirements when Industry Member Broker 1 routes an order in an OTC equity symbol of a foreign security to another Industry Member Broker 2 with instructions to direct the order to a foreign market for execution. In accordance with [FAQ 16](#), neither Broker 1 nor Broker 2 have an obligation to report this activity to CAT. However, Broker 2 chooses to optionally report this activity.



Industry Member Broker 2 optionally reports:

- The receipt of the order from Broker 1 (Order Accepted event with *senderType* 'O')
- The route of the order to the foreign market (Order Route event)
- The outcome of the order (Order Fulfillment event)

While Broker 1 may also optionally report this activity to CAT, it does not have a CAT reporting obligation in accordance with [FAQ 17](#).

Broker 2 may populate a *senderType* value of 'O' on its Order Accepted event from Broker 1. When *senderType* 'O' is populated, linkage will be attempted on the Order Accepted event. After linkage is attempted, if no link is found, the firm will not receive an unlinked error.

#	Step	Reported Event	Comments
1	Customer sends an order to Broker 1	NA	
2	Broker 1 accepts the customer order	NA	Broker 1 knows that the order was executed and trade reported on a foreign market and does not have an obligation to report this activity to CAT.
3	Broker 1 routes the customer order to Broker 2	NA	Broker 1 knows that the order was executed and trade reported on a foreign market and does not have an obligation to report this activity to CAT.
4	Broker 2 accepts the order from Broker 1	<p><b>Broker 2 reports an <i>Order Accepted</i> event</b></p> <p>type: MEOA            orderKeyDate: 20180501T000000            orderID: O34567            symbol: XYZ            eventTimestamp:</p>	<p>Since Broker 2 knows that the order was executed and trade reported on a foreign market, it does not have an obligation to report this activity to CAT. If they choose to optionally report the order, to avoid an interfirm linkage error, they should report the <i>senderType</i> 'O'.</p> <p>When <i>senderType</i> 'O' is populated,</p>

#	Step	Reported Event	Comments
		20180501T153036.234556 manualFlag: true electronicDupFlag: false electronicTimestamp: receiverIMID: 456:BRKB senderIMID: 123:BRKA senderType: O routedOrderID: XYZ123555 affiliateFlag: false deptType: A side: B price: 10.00 quantity: 1000 orderType: LMT timeInForce: DAY=20180501 tradingSession: FOR isoInd: NA handlingInstructions: DIR custDsplntrFlag: false	linkage will be attempted on the Order Accepted event. After linkage is attempted, if no link is found, the firm will not receive an unlinked error.
5	Broker 2 routes the customer order to a non-reporting affiliated foreign broker-dealer	<i>Broker 2 reports an <b>Order Route event</b></i>  type: MEOR orderKeyDate: 20180501T000000 orderID: O34567 symbol: XYZ eventTimestamp: 20180501T153036.234556 manualFlag: false senderIMID: destination: destinationType: N routedOrderID: side: B price: 10.00 quantity: 1000 orderType: LMT timeInForce: DAY=20180501 tradingSession: FOR affiliateFlag: true isoInd: NA	When routing to a foreign broker-dealer, <i>destinationType</i> must be populated as 'N', and <i>tradingSession</i> must be populated as 'FOR'.  <i>destination</i> , <i>senderIMID</i> , and <i>routedOrderID</i> are not required when routing to a foreign broker-dealer.
6	Non-reporting Foreign Broker-Dealer accepts and executes the order	NA	
7	Broker 2 reports an Order Fulfillment event	<i>Broker 2 reports an <b>Order Fulfillment event</b></i>	The <i>fulfillmentLinkType</i> must be populated with a value of 'FOR' to

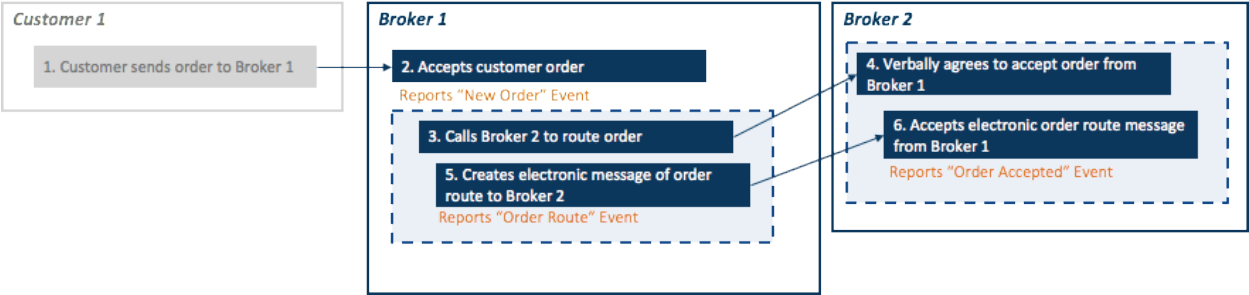
#	Step	Reported Event	Comments
	to show the outcome of the customer order	type: MEOF fillKeyDate: 20180501T000000 fulfillmentID: FRGN123 symbol: XYZ eventTimestamp: 20180501T153045.234556 fulfillmentLinkType: FOR quantity: 1000 price: 10.00 capacity: A clientDetails: orderKeyDate: 20180501T000000 orderID: O34567 side: B	indicate that the order was routed to a foreign destination, and that <i>firmDetails</i> are not required.  The eventTimestamp in the Order Fulfillment event represents the time that the firm filled the customer order, not the time that the execution was received on the foreign market.

**2.10 Electronic Duplicate Scenarios**

This section illustrates the CAT reporting requirements when an Industry Member routes or receives an order manually and then subsequently sends or receives an electronic message to represent the manual instruction. Refer to Section 3.2.2 of the [CAT Reporting Technical Specifications for Industry Members](#) for additional information.

**2.10.1 Manual Order Route Followed by Electronic Route, Merged Event**

This scenario illustrates the CAT reporting requirements when an Industry Member manually routes an order to another Industry Member and follows up with an electronic route message. In this scenario, both parties report a 'merged' event.



Industry Member Broker 1 is required to report:

- The receipt of the customer order (New Order event)
- The route of the order to Broker 2 (Order Route event)

Industry Member Broker 2 is required to report:

- The receipt of the order from Broker 1 (Order Accepted event)

When reporting a 'merged' event, Industry Members are required to report both the *eventTimestamp* and the *electronicTimestamp*, along with a *routedOrderID*. The *electronicDupFlag* must be set to 'false' and the *manualFlag* must be set to 'true' on a 'merged' event.

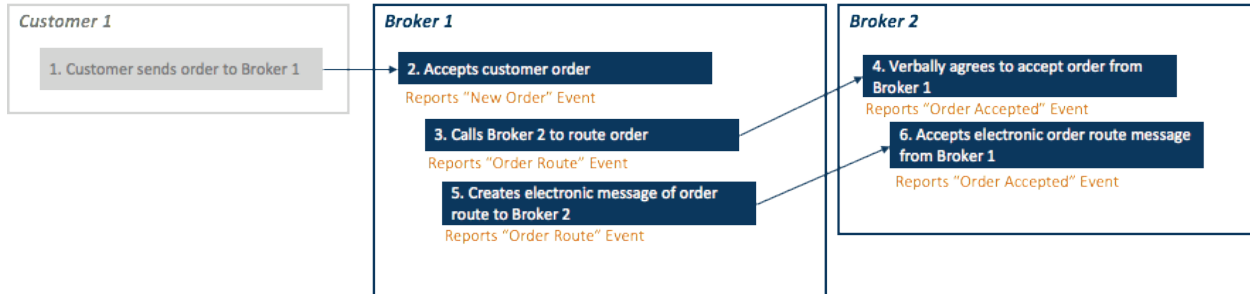
#	Step	Reported Event	Comments
1	Customer sends a Buy order to Broker 1	NA	
2	Broker 1 accepts the customer order	<p><b>Broker 1 reports a New Order event</b></p> <p>type: MENO  orderKeyDate: 20180417T000000  orderID: O23456  symbol: XYZ  eventTimestamp:  20180417T143035.123456  manualFlag: false  deptType: A  side: B  price: 9.99  quantity: 1000  orderType: LMT  timeInForce: DAY=20180417  tradingSession: REG  custDsplntrFlag: false  firmDesignatedID: INS001  accountHolderType: A  affiliateFlag: false  negotiatedTradeFlag: false  representativeInd: N</p>	
3	Broker 1 calls Broker 2 to route the order		
4	Broker 2 verbally accepts the order		
5	Broker 1 creates an electronic order route message and sends the message to Broker 2	<p><b>Broker 1 (IMID = FRMA) reports an Order Route event</b></p> <p>type: MEOR  orderKeyDate: 20180417T000000  orderID: O23456  symbol: XYZ  eventTimestamp:  20180417T143036  manualFlag: true</p>	<p>Broker 1 reports a merged event for the Order Route event. <i>electronicDupFlag</i> must be set to 'false' on merged events.</p> <p>The <i>eventTimestamp</i> on the Order Route event must capture the time at which Broker 1 called Broker 2 in step 3 (with granularity to at least seconds).</p> <p>The <i>electronicTimestamp</i> must be the time at which the electronic route was</p>

#	Step	Reported Event	Comments
		electronicDupFlag: false electronicTimestamp: 20180417T143040.123456 senderIMID: 123:FRMA destination: 456:FRMB destinationType: F routedOrderID: RT5678 side: B price: 9.99 quantity: 1000 orderType: LMT timeInForce: DAY=20180417 tradingSession: REG affiliateFlag: false isoInd: NA	sent and must be reported to millisecond granularity.
6	Broker 2 accepts the electronic order route message	<i>Broker 2 (IMID = FRMB) reports an <b>Order Accepted event</b></i>  type: MEOA orderKeyDate: 20180417T000000 orderID: O34567 symbol: XYZ eventTimestamp: 20180417T143036 manualFlag: true electronicDupFlag: false electronicTimestamp: 20180417T143040.126456 receiverIMID: 456:FRMB senderIMID: 123:FRMA senderType: F routedOrderID: RT5678 affiliateFlag: false deptType: A side: B price: 9.99 quantity: 1000 orderType: LMT timeInForce: DAY=20180417 tradingSession: REG isoInd: NA custDsplntrFlag: false	Broker 2 reports a merged event for the Order Accepted event. <i>electronicDupFlag</i> must be set to 'false' on merged events.  The <i>eventTimestamp</i> on the Order Accepted event must capture the time at which Broker 2 agreed to take the order from Broker 1 in step 4 (with granularity to at least seconds).  The <i>electronicTimestamp</i> must be the time at which the electronic route was received and must be reported to millisecond granularity.



## 2.10.2 Manual Order Route, Electronic Duplicate Order

This scenario illustrates the reporting requirements when an Industry Member manually routes an order but is unable to merge the manual and electronic copies of the order into a single message for CAT Reporting.



Industry Member Broker 1 is required to report:

- The receipt of the customer order (New Order event)
- The manual route to Broker 2 (Order Route event)
- The electronic route message sent to Broker 2 (Order Route event with *electronicDupFlag* populated as 'true')

Industry Member Broker 2 is required to report:

- The receipt of the route from Broker 1 (Order Accepted event)
- The receipt of the electronic route message from Broker 1 (Order Accepted event with *electronicDupFlag* populated as 'true')

When reporting the electronic duplicate event, the *electronicDupFlag* must be populated as 'true', and the *manualFlag* must be populated as 'false'. The *routedOrderID* field is not required on the events reflecting the manual route by Broker 1 and the manual receipt by Broker 2, but is required on the events reflecting the receipt of the duplicate electronic message. The *orderID* on the event reflecting the manual order receipt by Broker 2 must not be the same as the *orderID* on the event reflecting the receipt of the duplicate electronic message.

Industry Members are required to populate the *manualOrderID* field on the electronic duplicate event identifying the *orderID* of the related manual order. The *manualOrderKeyDate* must also be populated in order to generate a Manual Order Key to link to the electronic duplicate event to the original manual event.

#	Step	Reported Event	Comments
1	Customer sends a Buy order to Broker 1	NA	

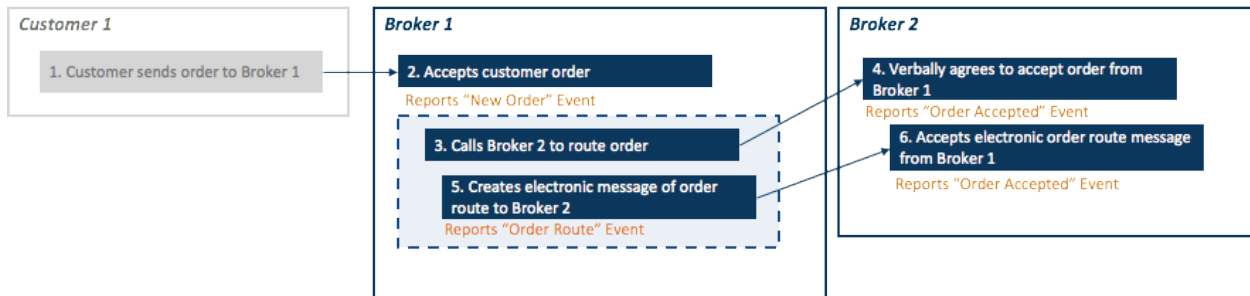
#	Step	Reported Event	Comments
2	Broker 1 accepts the customer order	<p><b>Broker 1 reports a <i>New Order event</i></b></p> <p>type: MENO  orderKeyDate: 20180417T000000  orderID: O23456  symbol: XYZ  eventTimestamp:  20180417T143035.123456  manualFlag: false  deptType: A  side: B  price: 9.99  quantity: 1000  orderType: LMT  timeInForce: DAY=20180417  tradingSession: REG  custDspIntrFlag: false  firmDesignatedID: INS001  accountHolderType: A  affiliateFlag: false  negotiatedTradeFlag: false  representativeInd: N</p>	
3	Broker 1 calls Broker 2 to route the order	<p><b>Broker 1 (IMID = FRMA) reports an <i>Order Route event</i></b></p> <p>type: MEOR  orderKeyDate: 20180417T000000  orderID: O23456  symbol: XYZ  eventTimestamp:  20180417T143036  manualFlag: true  electronicDupFlag: false  electronicTimestamp:  senderIMID: 123:FRMA  destination: 456:FRMB  destinationType: F  routedOrderID:  side: B  price: 9.99  quantity: 1000  orderType: LMT  timeInForce: DAY=20180417  tradingSession: REG  affiliateFlag: false  isolInd: NA</p>	<p><i>routedOrderID</i> is not required on orders routed manually.</p> <p><i>electronicTimestamp</i> is not required, as the systemization of the route is being captured in a separate event.</p>

#	Step	Reported Event	Comments
4	Broker 2 verbally accepts order	<p><i>Broker 2 (IMID = FRMB) reports an <b>Order Accepted event</b></i></p> <p>type: MEOA  orderKeyDate: 20180417T000000  orderID: O34567E  symbol: XYZ  eventTimestamp:  20180417T143036  manualFlag: true  electronicDupFlag: false  electronicTimestamp:  receiverIMID: 456:FRMB  senderIMID: 123:FRMA  senderType: F  routedOrderID:  affiliateFlag: false  deptType: A  side: B  price: 9.99  quantity: 1000  orderType: LMT  timeInForce: DAY=20180417  tradingSession: REG  isoInd: NA  custDsplntrFlag: false</p>	<p><i>routedOrderID</i> is not required on orders received manually.</p> <p><i>electronicTimestamp</i> is not required, as the systemization of the order is being captured in a separate event.</p>
5	Broker 1 creates an electronic order route message and sends to Broker 2	<p><i>Broker 1 (IMID = FRMA) reports an <b>Order Route event</b></i></p> <p>type: MEOR  orderKeyDate: 20180417T000000  orderID: O23456  symbol: XYZ  eventTimestamp:  20180417T143040.123456  manualFlag: false  electronicDupFlag: true  electronicTimestamp:  senderIMID: 123:FRMA  destination: 456:FRMB  destinationType: F  routedOrderID: RT5678  side: B  price: 9.99  quantity: 1000  orderType: LMT</p>	<p>The <i>electronicDupFlag</i> must be set to 'true', indicating that this event is the electronic copy of a previously reported event. When <i>electronicDupFlag</i> is populated as 'true', <i>manualFlag</i> must be populated as 'false'.</p> <p><i>electronicTimestamp</i> is not required when <i>electronicDupFlag</i> is 'true'.</p> <p><i>routedOrderID</i> is required when <i>electronicDupFlag</i> is 'true'.</p> <p>The orderID on the duplicative electronic message must match the internal orderID.</p>

#	Step	Reported Event	Comments
		timeInForce: DAY=20180417 tradingSession: REG affiliateFlag: false isoInd: NA	
6	Broker 2 accepts the electronic order route message	<p><b>Broker 2 (IMID = FRMB) reports an Order Accepted event</b></p> <p>type: MEOA orderKeyDate: 20180417T000000 orderID: O34567FIX symbol: XYZ eventTimestamp: 20180417T143040.126456 manualFlag: false electronicDupFlag: true electronicTimestamp: receiverIMID: 456:FRMB senderIMID: 123:FRMA senderType: F routedOrderID: RT5678 manualOrderKeyDate: 20180417T000000 manualOrderID: O34567E affiliateFlag: false deptType: A side: B price: 9.99 quantity: 1000 orderType: LMT timeInForce: DAY=20180417 tradingSession: REG isoInd: NA custDsplntrFlag: false</p>	<p>The <i>electronicDupFlag</i> must be set to 'true', indicating that this event is the electronic copy of a previously reported event. When <i>electronicDupFlag</i> is populated as 'true', <i>manualFlag</i> must be populated as 'false'.</p> <p><i>electronicTimestamp</i> is not required when <i>electronicDupFlag</i> is 'true'.</p> <p><i>routedOrderID</i> is required when <i>electronicDupFlag</i> is 'true'.</p> <p>The internal <i>orderID</i> is different than the manual Order Accepted event. The Industry Member assigns a new orderID upon receipt of the electronic message.</p> <p>The Industry Member must capture the <i>manualOrderID</i> (O34567E) to reference the manual order that was previously reported. The <i>manualOrderKeyDate</i> must also be populated.</p>

**2.10.3 Manual Order, One Side Reports Merged Event**

This scenario illustrates the reporting requirements when an Industry Member manually routes an order to another Industry Member. The routing Industry Member chooses to report a single 'merged' order event with both an *eventTimestamp* and an *electronicTimestamp*, and the receiving Industry Member reports separate events for the receipt of the manual order and the receipt of the electronic message.



Industry Member Broker 1 is required to report:

- The receipt of the customer order (New Order event)
- The route of the order to Broker 2 (Order Route event)

When reporting a 'merged' event, Broker 1 is required to report both the *eventTimestamp* and the *electronicTimestamp*, along with a *routedOrderID*. The *electronicDupFlag* must be set to 'false' and the *manualFlag* must be set to 'true' on the 'merged' event.

Industry Member Broker 2 is required to report:

- The manual receipt of the order from Broker 1 (Order Accepted event)
- The receipt of the electronic route message from Broker 1 (Order Accepted event with *electronicDupFlag* populated as 'true')

When reporting the electronic duplicate event, Broker 2 is required to populate the *electronicDupFlag* as 'true', and the *manualFlag* as 'false'. The *routedOrderID* field is not required on the event reflecting the manual receipt of the order, but is required on the event reflecting the receipt of the duplicate electronic message. The *orderId* on the event reflecting the manual order receipt by Broker 2 must not be the same as the *orderId* on the event reflecting the receipt of the duplicate electronic message.

Broker 2 is required to populate the *manualOrderID* field on electronic duplicate events identifying the *orderId* of the related manual order. The *manualOrderKeyDate* must also be populated in order to generate a Manual Order Key to link to the electronic duplicate event to the original manual event.

#	Step	Reported Event	Comments
1	Customer sends a Buy order to Broker 1	NA	
2	Broker 1 accepts the customer order	<i>Broker 1 reports a New Order event</i>	

#	Step	Reported Event	Comments
		type: MENO orderKeyDate: 20180417T000000 orderID: O23456 symbol: XYZ eventTimestamp: 20180417T143035.123456 manualFlag: false deptType: A side: B price: 9.99 quantity: 1000 orderType: LMT timeInForce: DAY=20180417 tradingSession: REG custDsplntrFlag: false firmDesignatedID: INS001 accountHolderType: A affiliateFlag: false negotiatedTradeFlag: false representativeInd: N	
3	Broker 1 calls Broker 2 to route the order		
4	Broker 2 verbally accepts the order route	<i>Broker 2 (IMID = FRMB) reports an <b>Order Accepted event</b></i>  type: MEOA orderKeyDate: 20180417T000000 orderID: O34567E symbol: XYZ eventTimestamp: 20180417T143036 manualFlag: true electronicDupFlag: false electronicTimestamp: receiverIMID: 456:FRMB senderIMID: 123:FRMA senderType: F routedOrderID: affiliateFlag: false deptType: A side: B price: 9.99 quantity: 1000 orderType: LMT timeInForce: DAY=20180417 tradingSession: REG isoInd: NA	<i>routedOrderID</i> is not required on orders received manually.  <i>electronicTimestamp</i> is not required, as the systemization of the order is being captured in a separate event.

#	Step	Reported Event	Comments
		custDspIntrFlag: false	
5	Broker 1 creates an electronic order route message and sends to Broker 2	<p><i>Broker 1 (IMID = FRMA) reports an <b>Order Route event</b></i></p> <p>type: MEOR  orderKeyDate: 20180417T000000  orderID: O23456  symbol: XYZ  eventTimestamp: 20180417T143036  manualFlag: true  electronicDupFlag: false  electronicTimestamp: 20180417T143040.123456  senderIMID: 123:FRMA  destination: 456:FRMB  destinationType: F  routedOrderID: RT5678  side: B  price: 9.99  quantity: 1000  orderType: LMT  timeInForce: DAY=20180417  tradingSession: REG  affiliateFlag: false  isolnd: NA</p>	<p>Broker 1 reports a merged event for the Order Route. <i>electronicDupFlag</i> must be set to 'false' on merged events.</p> <p>The <i>eventTimestamp</i> on the Order Route event must capture the time at which Broker 1 called Broker 2 in step 3 (with granularity to at least seconds).</p> <p>The <i>electronicTimestamp</i> must be the time at which the electronic route was sent and must be reported to millisecond granularity.</p>
6	Broker 2 accepts the electronic order route message	<p><i>Broker 2 (IMID = FRMB) reports an <b>Order Accepted event</b></i></p> <p>type: MEOA  orderKeyDate: 20180417T000000  orderID: O34567FIX  symbol: XYZ  eventTimestamp: 20180417T143040.126456  manualFlag: false  electronicDupFlag: true  electronicTimestamp:  receiverIMID: 456:FRMB  senderIMID: 123:FRMA  senderType: F  routedOrderID: RT5678  manualOrderKeyDate: 20180417T000000  manualOrderID: O34567E  affiliateFlag: false</p>	<p>The <i>electronicDupFlag</i> must be set to 'true', indicating that this event is the electronic copy of a previously reported event. When <i>electronicDupFlag</i> is populated as 'true', <i>manualFlag</i> must be populated as 'false'.</p> <p><i>electronicTimestamp</i> is not required when <i>electronicDupFlag</i> is 'true'. <i>routedOrderID</i> is required when <i>electronicDupFlag</i> is 'true'.</p> <p>The internal <i>orderID</i> is different than the manual Order Accepted event. The Industry Member assigns a new orderID upon receipt of the electronic message.</p> <p>The Industry Member must capture the <i>manualOrderID</i> (O34567E) to</p>

#	Step	Reported Event	Comments
		deptType: A side: B price: 9.99 quantity: 1000 orderType: LMT timeInForce: DAY=20180417 tradingSession: REG isolnd: NA custDsplntrFlag: false	reference the manual order that was previously reported. The <i>manualOrderKeyDate</i> must also be populated.

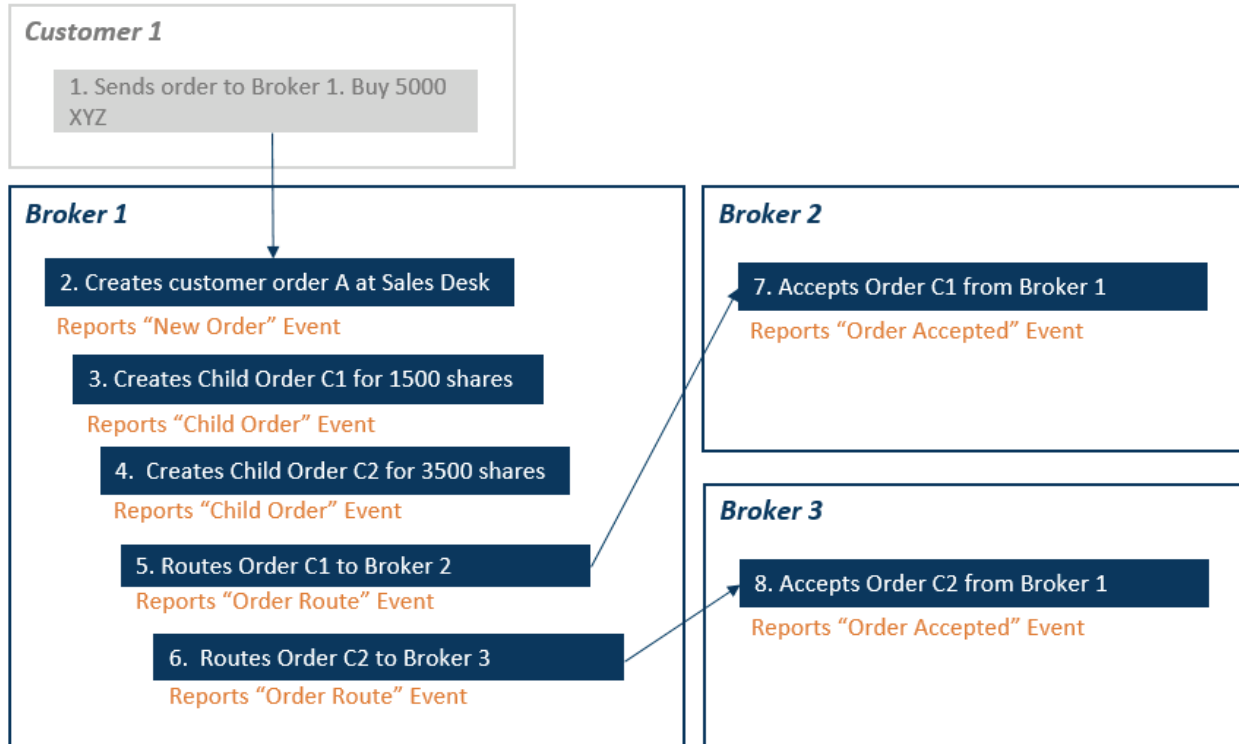
**2.11 Child Order Scenarios**

This section illustrates the CAT reporting requirements when an order is sliced within the desk or department it is being worked. Child Order events are not required to be reported to CAT, but are provided for the convenience of Industry Members to help model these types of order handling scenarios. Refer to Section 4.6 of the [CAT Reporting Technical Specifications for Industry Members](#) for additional information.

**2.11.1 Industry Member Creates Child Orders and Routes**

This scenario illustrates the CAT reporting requirements when an Industry Member receives a customer order and splits the customer order into multiple child orders before further handling. This scenario illustrates the reporting requirements for generating child orders, and does not reflect further order handling.





Industry Member Broker 1 is required to report:

- The receipt of the customer order (New Order event)
- The generation of each child order (Child Order event)
- The route of each child order (Order Route event)

Industry Members Broker 2 and 3 are required to report:

- The receipt of each order from Broker 1 (Order Route event)

#	Step	Reported Event	Comments
1	Customer sends the order to Broker 1	NA	
2	Broker 1 accepts the customer order	<p><b>Broker 1 reports a <i>New Order event</i></b></p> <p>type: MENO  orderKeyDate: 20180424T000000  orderID: O11235  symbol: XYZ  eventTimestamp:  20180424T113018.123456  manualFlag: false  deptType: A  side: B  price: 10.00</p>	

#	Step	Reported Event	Comments
		quantity: 5000 orderType: LMT timeInForce: DAY=20180424 tradingSession: REG custDspIntrFlag: false firmDesignatedID: ID09876 accountHolderType: A affiliateFlag: false negotiatedTradeFlag: false representativeInd: N	
3	Broker 1 generates two child orders from the customer order.  Order 1 of 2, C12345 for 1500.	<b>Broker 1 reports a <i>Child Order event</i></b>  type: MECO orderKeyDate: 20180424T000000 orderID: C12345 symbol: XYZ parentOrderKeyDate: 20180424T000000 parentOrderID: O11235 eventTimestamp: 20180424T113018.323456 side: B price: 10.00 quantity: 1500 orderType: LMT timeInForce: DAY=20180424 tradingSession: REG	Upon generation of the child order, Broker 1 assigns a new Order Key with <i>orderID</i> C12345.  The Parent Order Key with <i>orderID</i> O11235 must be populated in the <i>parentOrderID</i> field. The Parent Order Key links the Child Order event with the New Order event.
4	Broker 1 generates two child orders from the customer order.  Order 2 of 2, C22345 for 3500	<b>Broker 1 reports a <i>Child Order event</i></b>  type: MECO orderKeyDate: 20180424T000000 orderID: C22345 symbol: XYZ parentOrderKeyDate: 20180424T000000 parentOrderID: O11235 eventTimestamp: 20180424T113018.323457 side: B price: 10.00 quantity: 3500 orderType: LMT timeInForce: DAY=20180424 tradingSession: REG	Upon generation of the child order, Broker 1 assigns a new Order Key with <i>orderID</i> C22345.  The Parent Order Key with <i>orderID</i> O11235 must be populated in the <i>parentOrderID</i> field. The Parent Order Key links the Child Order event with the New Order event.

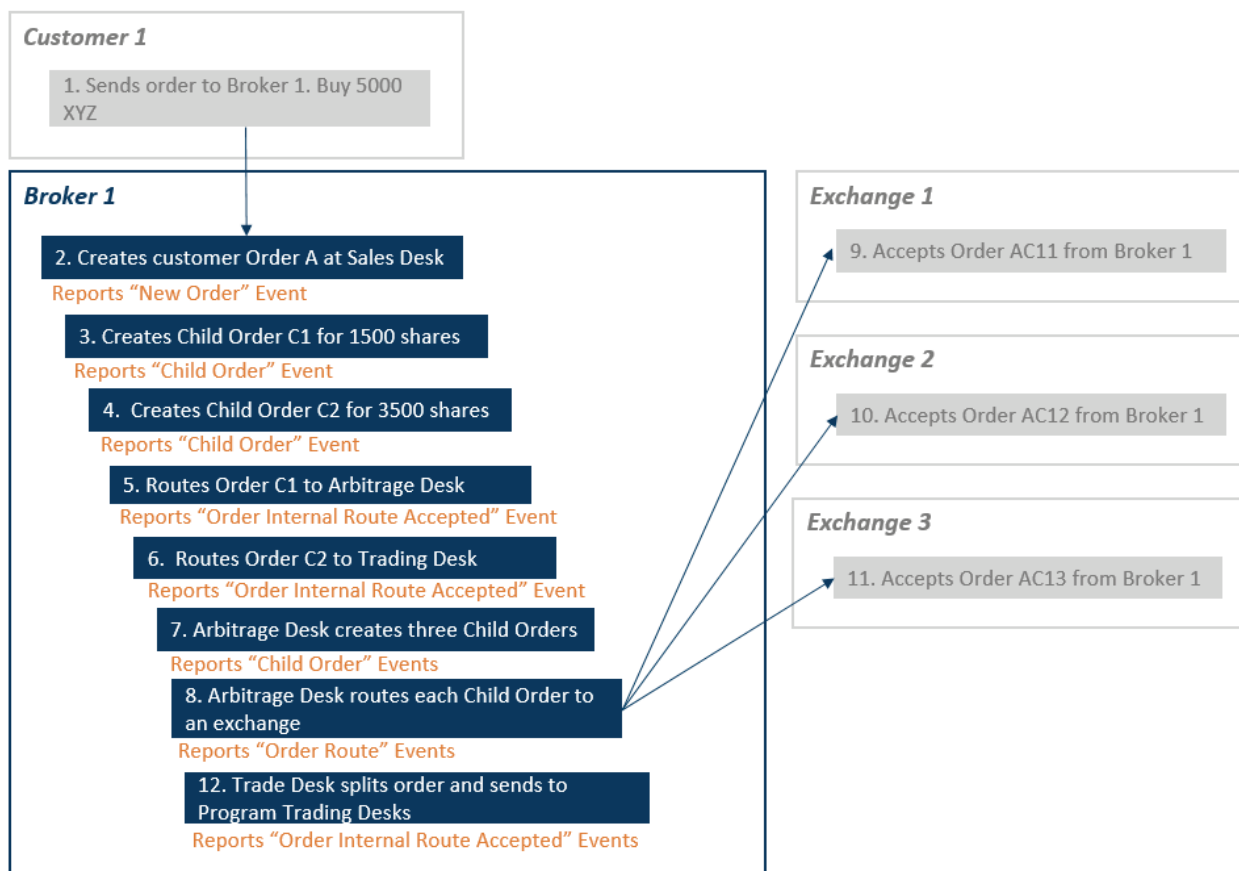
#	Step	Reported Event	Comments
5	Broker 1 routes Child Order C12345 to Broker 2	<p><i>Broker 1 reports an <b>Order Route event</b></i></p> <p>type: MEOR  orderKeyDate: 20180424T000000  orderID: C12345  symbol: XYZ  eventTimestamp: 20180424T113018.343456  manualFlag: false  senderIMID: 123:BRKR1  destination: 456:FRM2  destinationType: F  routedOrderID: RTC1  side: B  price: 10.00  quantity: 1500  orderType: LMT  timeInForce: DAY=20180424  tradingSession: REG  affiliateFlag: false  isolnd: NA</p>	
6	Broker 1 routes Child Order C22345 to Broker 3	<p><i>Broker 1 reports an <b>Order Route event</b></i></p> <p>type: MEOR  orderKeyDate: 20180424T000000  orderID: C22345  symbol: XYZ  eventTimestamp: 20180424T113018.343457  manualFlag: false  senderIMID: 123:BRKR1  destination: 789:FRM3  destinationType: F  routedOrderID: RTC2  side: B  price: 10.00  quantity: 3500  orderType: LMT  timeInForce: DAY=20180424  tradingSession: REG  affiliateFlag: false  isolnd: NA</p>	

#	Step	Reported Event	Comments
7	Broker 2 accepts the order from Broker 1	<p><i>Broker 2 reports an <b>Order Accepted event</b></i></p> <p>type: MEOA  orderKeyDate: 20180424T000000  orderID: O28765  symbol: XYZ  eventTimestamp: 20180424T113018.543456  manualFlag: false  receiverIMID: 456:FRM2  senderIMID: 123:BRKR1  senderType: F  routedOrderID: RTC1  affiliateFlag: false  deptType: T  side: B  price: 10.00  quantity: 1500  orderType: LMT  timeInForce: DAY=20180424  tradingSession: REG  isolInd: NA  custDsplIntrFlag: false</p>	
8	Broker 3 accepts the order from Broker 1	<p><i>Broker 3 reports an <b>Order Accepted event</b></i></p> <p>type: MEOA  orderKeyDate: 20180424T000000  orderID: O3A1B2C  symbol: XYZ  eventTimestamp: 20180424T113018.543458  manualFlag: false  receiverIMID: 789:FRM3  senderIMID: 123:BRKR1  senderType: F  routedOrderID: RTC2  affiliateFlag: false  deptType: T  side: B  price: 10.00  quantity: 3500  orderType: LMT  timeInForce: DAY=20180424  tradingSession: REG  isolInd: NA</p>	

#	Step	Reported Event	Comments
		custDsplntrFlag: false	

### 2.11.2 Industry Member Creates Multiple Branches of Child Orders

This scenario illustrates the CAT reporting requirements when an order is handled at multiple desks within an Industry Member, and each desk has chosen to work an order by splitting the original order into multiple child orders. This scenario illustrates the reporting requirements for generating child orders, and does not reflect further order handling.



Industry Member Broker 1 must report the following for each desk:

- At the Sales Desk:
  - ♦ The receipt of the customer (New Order event)
  - ♦ The generation of each child order (Child Order events)
- At the Arbitrage Desk:
  - ♦ The receipt of the internal route from the Sales Desk (Order Internal Route Accepted event)

- ♦ The generation of each child order (Child Order events)
- ♦ The route of each child order (Order Route event)
- At the Trading Desk:
  - ♦ The receipt of the internal route from the Sales Desk (Order Internal Route Accepted event)
- At the Program Trading desk:
  - ♦ The receipt of the internal route from the Trading Desk (Order Internal Route Accepted event)

#	Step	Reported Event	Comments
1	Customer sends an order to Broker 1	NA	
2	Broker 1 accepts the customer order	<p><i>Broker 1 reports a <b>New Order event</b></i></p> <p>type: MENO            orderKeyDate: 20180424T000000            orderID: O11235            symbol: XYZ            eventTimestamp: 20180424T113018.123456            manualFlag: false            deptType: A            side: B            price: 10.00            quantity: 5000            orderType: LMT            timeInForce: DAY=20180424            tradingSession: REG            custDsplntrFlag: false            firmDesignatedID: ID09876            accountHolderType: A            affiliateFlag: false            negotiatedTradeFlag: false            representativeInd: N</p>	
3, 4	Broker 1 creates 2 child orders from Order A	<p><i>Broker 1 reports a <b>Child Order event (1 of 2)</b></i></p> <p>type: MECO            orderKeyDate: 20180424T000000            orderID: C12345            symbol: XYZ            parentOrderKeyDate: 20180424T000000            parentOrderID: O11235            eventTimestamp: 20180424T113018.323456            side: B</p>	<p>Upon generation of each child order, Broker 1 assigns a new Order Key with <i>orderIDs</i> C12345 and C22345.</p> <p>The Parent Order Key with <i>orderID</i> O11235 must be populated in the <i>parentOrderID</i> field on each Child Order event. The Parent Order Key links the Child Order events with the New Order event.</p>

#	Step	Reported Event	Comments
		price: 10.00 quantity: 1500 orderType: LMT timeInForce: DAY=20180424 tradingSession: REG  <i>Broker 1 reports a <b>Child Order event (2 of 2)</b></i>  type: MECO orderKeyDate: 20180424T000000 orderID: C22345 symbol: XYZ parentOrderKeyDate: 20180424T000000 parentOrderID: O11235 eventTimestamp: 20180424T113018.323457 side: B price: 10.00 quantity: 3500 orderType: LMT timeInForce: DAY=20180424 tradingSession: REG	
5	Child Order 1 is internally routed to the Arbitrage Desk	<i>Broker 1 reports an <b>Order Internal Route Accepted event</b></i>  type: MEIR orderKeyDate: 20180424T000000 orderID: C12345 symbol: XYZ eventTimestamp: 20180424T113018.323656 manualFlag: false deptType: T receivingDeskType: AR side: B price: 10.00 quantity: 1500 orderType: LMT timeInForce: DAY=20180424 tradingSession: REG deskOrderID:	Broker 1 does not assign a new <i>orderID</i> to the Order Internal Route Accepted event.  In this example, the order is internally routed in full. Therefore, the <i>deskOrderID</i> is not required.
6	Child Order 2 is internally routed to the Trading Desk	<i>Broker 1 reports an <b>Order Internal Route Accepted event</b></i>	Broker 1 does not assign a new <i>orderID</i> to the Order Internal Route Accepted event.

#	Step	Reported Event	Comments
		type: MEIR orderKeyDate: 20180424T000000 orderID: C22345 symbol: XYZ eventTimestamp: 20180424T113018.323657 manualFlag: false deptType: T receivingDeskType: T side: B price: 10.00 quantity: 3500 orderType: LMT timeInForce: DAY=20180424 tradingSession: REG deskOrderID:	In this example, the order is internally routed in full. Therefore, the <i>deskOrderID</i> is not required.
7	The Arbitrage Desk splits the order and creates three child orders	<p><b>Broker 1 reports a Child Order event (1 of 3)</b></p> type: MECO orderKeyDate: 20180424T000000 orderID: AC112345 symbol: XYZ parentOrderKeyDate: 20180424T000000 parentOrderID: C12345 eventTimestamp: 20180424T113018.324656 side: B price: 10.00 quantity: 400 orderType: LMT timeInForce: DAY=20180424 tradingSession: REG	Upon generation of each child order, Broker 1 assigns a new Order Key with <i>orderIDs</i> AC112345 and AC122345 and AC132345.
		<p><b>Broker 1 reports a Child Order event (2 of 3)</b></p> type: MECO orderKeyDate: 20180424T000000 orderID: AC122345 symbol: XYZ parentOrderKeyDate: 20180424T000000 parentOrderID: C12345 eventTimestamp: 20180424T113018.324657 side: B	The Parent Order Key with <i>orderID</i> C12345 must be populated in the <i>parentOrderID</i> field on each Child Order event. The Parent Order Key links the parent Order Internal Route Accepted event.



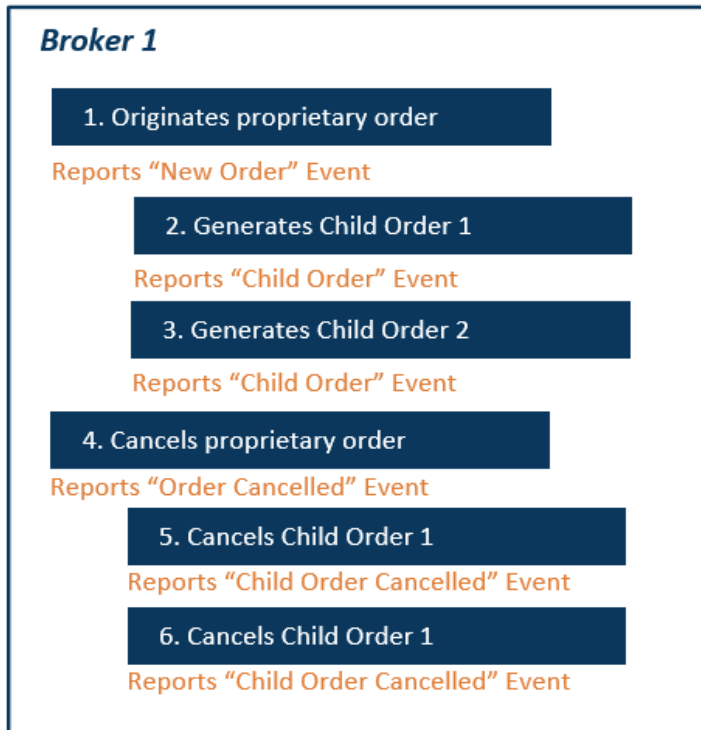
#	Step	Reported Event	Comments
		<p>price: 10.00  quantity: 500  orderType: LMT  timeInForce: DAY=20180424  tradingSession: REG</p> <p><b>Broker 1 reports a Child Order event (3 of 3)</b></p> <p>type: MECO  orderKeyDate: 20180424T000000  orderID: AC132345  symbol: XYZ  parentOrderKeyDate: 20180424T000000  parentOrderID: C12345  eventTimestamp: 20180424T113018.324658  side: B  price: 10.00  quantity: 600  orderType: LMT  timeInForce: DAY=20180424  tradingSession: REG</p>	
8	The Arbitrage Desk routes each child order to an exchange	<p><b>Broker 1 reports an Order Route event (1 of 3)</b></p> <p>type: MEOR  orderKeyDate: 20180424T000000  orderID: AC112345  symbol: XYZ  eventTimestamp: 20180424T113018.325656  manualFlag: false  senderIMID: 123:BRKR1  destination: EXCH1  destinationType: E  routedOrderID: RTAC11  session: s5  side: B  price: 10.00  quantity: 400  orderType: LMT  timeInForce: DAY=20180424  tradingSession: REG  affiliateFlag: false  isolnd: NA</p>	

#	Step	Reported Event	Comments
		<p><i>Broker 1 reports an <b>Order Route event (2 of 3)</b></i></p> <p>type: MEOR  orderKeyDate: 20180424T000000  orderID: AC122345  symbol: XYZ  eventTimestamp:  20180424T113018.325657  manualFlag: false  senderIMID: 123:BRKR1  destination: EXCH2  destinationType: E  routedOrderID: RTAC12  session: s6  side: B  price: 10.00  quantity: 500  orderType: LMT  timeInForce: DAY=20180424  tradingSession: REG  affiliateFlag: false  isoInd: NA</p>	
8	(cont'd from above)	<p><i>Broker 1 reports an <b>Order Route event (3 of 3)</b></i></p> <p>type: MEOR  orderKeyDate: 20180424T000000  orderID: AC132345  symbol: XYZ  eventTimestamp:  20180424T113018.325658  manualFlag: false  senderIMID: 123:BRKR1  destination: EXCH3  destinationType: E  routedOrderID: RTAC13  session: s7  side: B  price: 10.00  quantity: 600  orderType: LMT  timeInForce: DAY=20180424  tradingSession: REG  affiliateFlag: false  isoInd: NA</p>	

#	Step	Reported Event	Comments
9	Exchange 1 accepts the order from Broker 1	<i>EXCH1 reports a Participant Order Accepted event</i>	
10	Exchange 2 accepts the order from Broker 1	<i>EXCH2 reports a Participant Order Accepted event</i>	
11	Exchange 3 accepts the order from Broker 1	<i>EXCH3 reports a Participant Order Accepted event</i>	
12	The Trading Desk splits the order and sends to two different Program Trading Desks	<p><i>Broker 1 reports an Order Internal Route Accepted event (1 or 2)</i></p> <p>type: MEIR  orderKeyDate: 20180424T000000  orderID: C22345  symbol: XYZ  eventTimestamp: 20180424T113018.343657  manualFlag: false  deptType: T  receivingDeskType: PT  side: B  price: 10.00  quantity: 2000  orderType: LMT  timeInForce: DAY=20170801  tradingSession: REG  deskOrderID:</p> <p><i>Broker 1 reports an Order Internal Route Accepted event (2 or 2)</i></p> <p>type: MEIR  orderKeyDate: 20180424T000000  orderID: C22345  symbol: XYZ  eventTimestamp: 20180424T113018.343658  manualFlag: false  deptType: T  receivingDeskType: PT  side: B  price: 10.00  quantity: 1500  orderType: LMT  timeInForce: DAY=20170801  tradingSession: REG  deskOrderID:</p>	<p>Broker 1 does not assign a new <i>orderID</i> to the Order Internal Route Accepted event.</p> <p>In this example, the order is internally routed in full. Therefore, the <i>deskOrderID</i> is not required.</p>

### 2.11.3 Industry Member Creates Child Orders Then Cancels the Parent order

This scenario illustrates the CAT reporting requirements when an Industry Member originates a proprietary order and splits the order into multiple child orders. The Industry Member then decides to cancel the parent order. While the Industry Member is required to report an Order Cancelled event reflecting the cancellation of the parent order, the Industry Member is also required to report a Child Order Cancelled event for each related Child Order.



Industry Member Broker 1 is required to report:

- The origination of the proprietary order (New Order event)
- The generation of each child order (Child Order events)
- The cancellation of the parent order (Order Cancelled event)
- The cancellation of each child order (Child Order Cancelled event)

#	Step	Reported Event	Comments
1	Broker 1 originates a proprietary order	<i>Broker 1 reports a <b>New Order event</b></i>  type: MENO orderKeyDate: 20180424T000000 orderID: O11235	

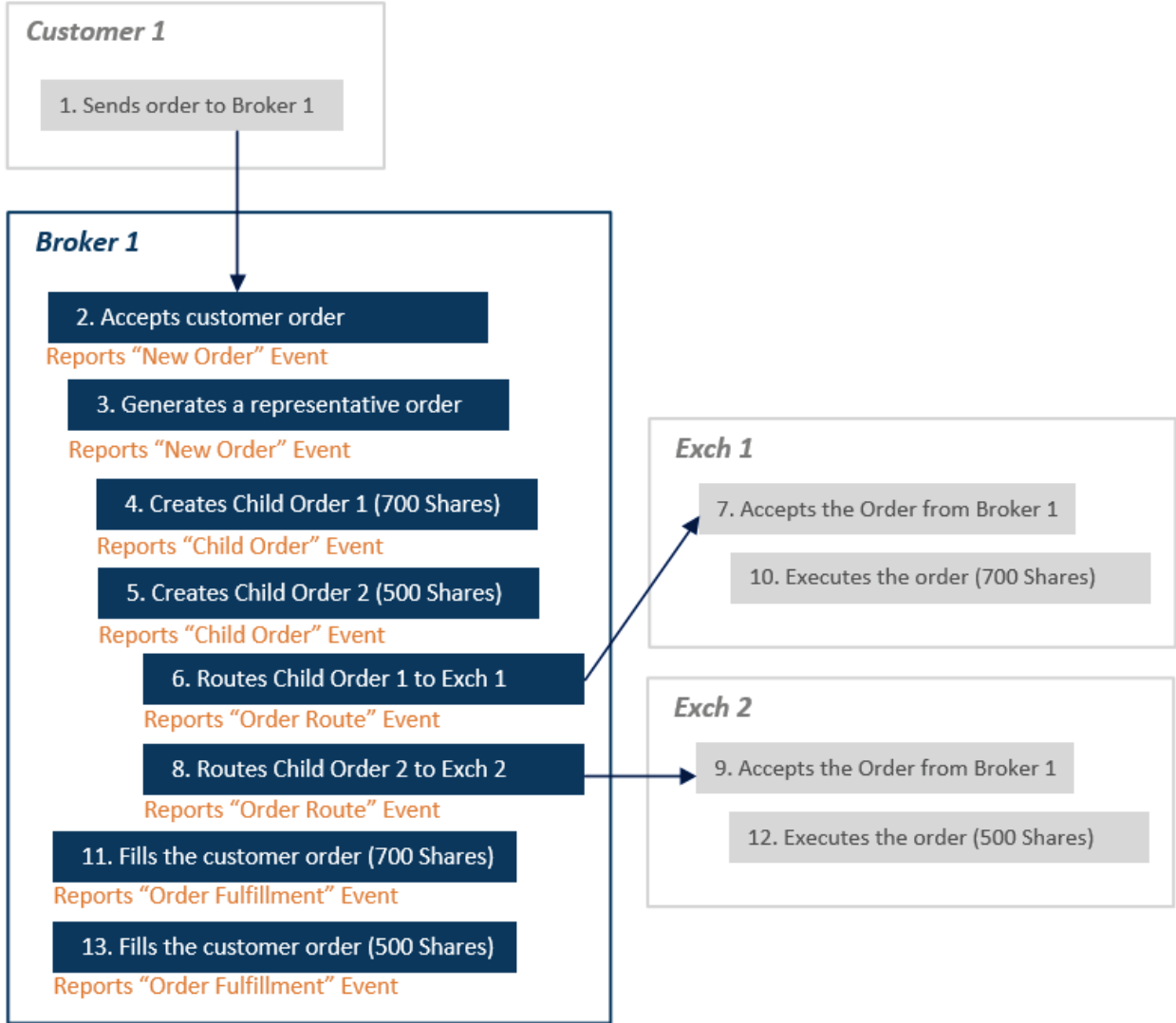
#	Step	Reported Event	Comments
		symbol: XYZ eventTimestamp: 20180424T113018.123456 manualFlag: false deptType: T side: B price: 10.00 quantity: 5000 orderType: LMT timeInForce: DAY=20180424 tradingSession: REG custDsplntrFlag: false firmDesignatedID: ID09876 accountHolderType: P affiliateFlag: false negotiatedTradeFlag: false representativeInd: N	
2	Broker 1 generates two child orders from the proprietary order.  Order 1 of 2, C12345 for 1500.	<b>Broker 1 reports a <i>Child Order event</i></b>  type: MECO orderKeyDate: 20180424T000000 orderID: C12345 symbol: XYZ parentOrderKeyDate: 20180424T000000 parentOrderID: O11235 eventTimestamp: 20180424T113018.323456 side: B price: 10.00 quantity: 1500 orderType: LMT timeInForce: DAY=20180424 tradingSession: REG	Upon generation of the child order, Broker 1 assigns a new Order Key with <i>orderID</i> C12345.  The Parent Order Key with <i>orderID</i> O11235 must be populated in the <i>parentOrderID</i> field. The Parent Order Key links the Child Order event with the New Order event.
3	Broker 1 generates two child orders from the proprietary order.  Order 2 of 2, C22345 for 3500	<b>Broker 1 reports a <i>Child Order event</i></b>  type: MECO orderKeyDate: 20180424T000000 orderID: C22345 symbol: XYZ parentOrderKeyDate: 20180424T000000 parentOrderID: O11235	Upon generation of the child order, Broker 1 assigns a new Order Key with <i>orderID</i> C22345.  The Parent Order Key with <i>orderID</i> O11235 must be populated in the <i>parentOrderID</i> field. The Parent Order Key links the Child Order event with the New Order event.

#	Step	Reported Event	Comments
		eventTimestamp: 20180424T113018.323457 side: B price: 10.00 quantity: 3500 orderType: LMT timeInForce: DAY=20180424 tradingSession: REG	
4	Broker 1 cancels the parent order	<i>Broker 1 reports an <b>Order Cancelled</b> event</i>  type: MEOC orderKeyDate: 20180424T000000 orderID: O11235 symbol: XYZ eventTimestamp: 20180424T113019.323457 manualFlag: false cancelQty: 5000 leavesQty: 0 initiator: F	
5	Broker 1 cancels the child orders.  Order 1 of 2, C12345 for 1500.	<i>Broker 1 reports a <b>Child Order Cancelled</b> event</i>  type: MECOC orderKeyDate: 20180424T000000 orderID: C12345 symbol: XYZ eventTimestamp: 20180424T113019.423457 manualFlag: false cancelQty: 1500 leavesQty: 0	Broker 1 is required to report the cancellation of each child order.  Based on the firm's order handling practice and system configuration, the <i>eventTimestamp</i> on the MECOC may be different than or prior to the <i>eventTimestamp</i> in the MECO.
6	Broker 1 cancels the child orders  Order 2 of 2, C22345 for 3500	<i>Broker 1 reports a <b>Child Order Cancelled</b> event</i>  type: MECOC orderKeyDate: 20180424T000000 orderID: C22345 symbol: XYZ eventTimestamp: 20180424T113019.423457 manualFlag: false cancelQty: 3500	Broker 1 is required to report the cancellation of each child order.  Based on the firm's order handling practice and system configuration, the <i>eventTimestamp</i> on the MECOC may be different than or prior to the <i>eventTimestamp</i> in the MECO.

#	Step	Reported Event	Comments
		leavesQty: 0	

**2.11.4 Industry Member Generates a Representative Order then Creates Child Orders**

This scenario illustrates the CAT reporting requirements when an Industry Member receives a customer order, and then generates a representative order to facilitate the execution of the customer order. The Industry Member then generates multiple child orders off the representative order, which are routed to the exchange. The customer order is filled on a print for print basis as executions occur against the representative child orders on the exchange. Upon receipt of each fill, an Order Fulfillment event is reported for the customer order. The *firmDetails* on the Order Fulfillment events should reflect the *orderID* of the representative order.



Industry Member Broker 1 is required to report:

- The receipt of the customer order (New Order event)
- The generation of the representative order (New Order event)
- The creation of each child order for (Child Order events)
- The route of each child order to the exchange (Order Route events)
- The fill of the original customer order on a print for print basis (Order Fulfillment events)

#	Step	Reported Event	Comments
1	Broker 1 receives a customer order	<p><b>Broker 1 reports a New Order event</b></p> <p>type: MENO  orderKeyDate: 20180424T000000  orderID: O11235  symbol: XYZ  eventTimestamp: 20180424T113018.123456  manualFlag: false  deptType: T  side: B  price: 10.00  quantity: 1200  orderType: LMT  timeInForce: DAY=20180424  tradingSession: REG  custDsplntrFlag: false  firmDesignatedID: CUS9876  accountHolderType: A  affiliateFlag: false  negotiatedTradeFlag: false  representativeInd: N</p>	
2	Broker 1 generates a representative order	<p><b>Broker 1 reports a New Order event</b></p> <p>type: MENO  orderKeyDate: 20180424T000000  orderID: R21235  symbol: XYZ  eventTimestamp: 20180424T113019.123456  manualFlag: false  deptType: T  side: B  price: 10.00  quantity: 1200</p>	<p>The <i>representativeInd</i> field must be populated with a value of 'Y' to indicate that the order is a representative order, and that explicit linkage is required.</p> <p>The <i>aggregatedOrders</i> field must be populated.</p>



#	Step	Reported Event	Comments
		orderType: LMT timeInForce: DAY=20180424 tradingSession: REG custDspIntrFlag: false firmDesignatedID: RP123 accountHolderType: P affiliateFlag: false aggregatedOrders: O11235@20180424T000000@@ negotiatedTradeFlag: false representativeInd: Y	
3	Broker 1 generates two child orders from the representative order.  Order 1 of 2, C12345 for 700.	<b>Broker 1 reports a Child Order event</b>  type: MECO orderKeyDate: 20180424T000000 orderID: C12345 symbol: XYZ parentOrderKeyDate: 20180424T000000 parentOrderID: R21235 eventTimestamp: 20180424T113019.323456 side: B price: 10.00 quantity: 700 orderType: LMT timeInForce: DAY=20180424 tradingSession: REG	Upon generation of the child order, Broker 1 assigns a new Order Key with <i>orderID</i> C12345.  The Parent Order Key with <i>orderID</i> R21235 must be populated in the <i>parentOrderID</i> field. The Parent Order Key links the Child Order event with the New Order event.
4	Broker 1 generates two child orders from the proprietary order.  Order 2 of 2, C22345 for 500	<b>Broker 1 reports a Child Order event</b>  type: MECO orderKeyDate: 20180424T000000 orderID: C22345 symbol: XYZ parentOrderKeyDate: 20180424T000000 parentOrderID: R21235 eventTimestamp: 20180424T113019.323457 side: B price: 10.00 quantity: 500 orderType: LMT timeInForce: DAY=20180424	Upon generation of the child order, Broker 1 assigns a new Order Key with <i>orderID</i> C22345.  The Parent Order Key with <i>orderID</i> R21235 must be populated in the <i>parentOrderID</i> field. The Parent Order Key links the Child Order event with the New Order event.

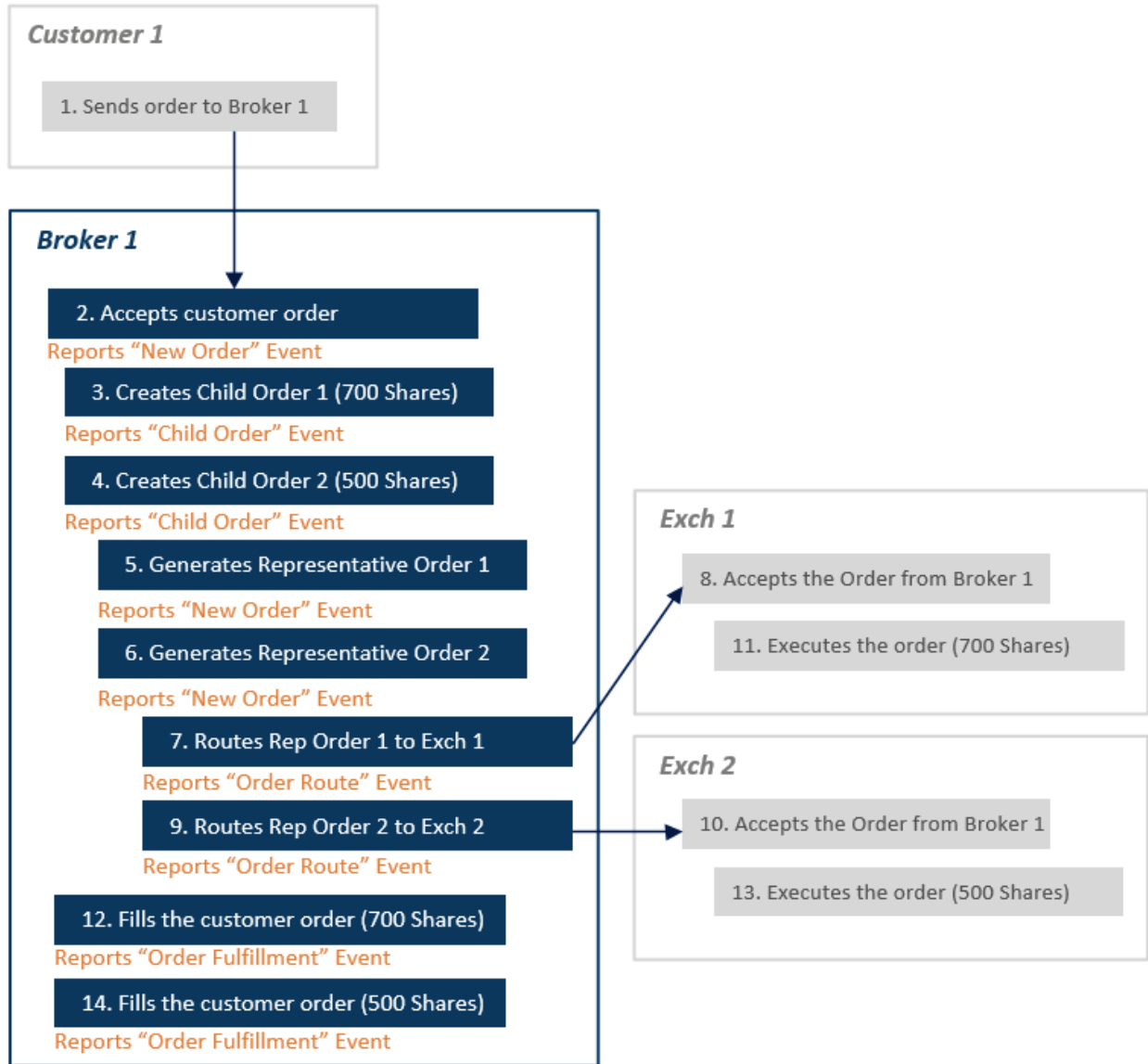
#	Step	Reported Event	Comments
		tradingSession: REG	
5	Broker 1 routes child order 1 to Exchange 1	<p><i>Broker 1 reports an <b>Order Route event</b></i></p> <p>type: MEOR  orderKeyDate: 20180424T000000  orderID: C12345  symbol: XYZ  eventTimestamp:  20180424T113019.623457  manualFlag: false  senderIMID: 123:BRKR1  destination: EXCH1  destinationType: E  routedOrderID: RTAC11  session: s5  side: B  price: 10.00  quantity: 700  orderType: LMT  timeInForce: DAY=20180424  tradingSession: REG  affiliateFlag: false  isoInd: NA</p>	
6	Exchange 1 accepts the order from Broker 1	<i>EXCH1 reports a Participant <b>Order Accepted event</b></i>	
7	Broker 1 routes child order 2 to Exchange 2	<p><i>Broker 1 reports an <b>Order Route event</b></i></p> <p>type: MEOR  orderKeyDate: 20180424T000000  orderID: C22345  symbol: XYZ  eventTimestamp:  20180424T113019.623457  manualFlag: false  senderIMID: 123:BRKR1  destination: EXCH3  destinationType: E  routedOrderID: RTAC13  session: s7  side: B  price: 10.00  quantity: 500  orderType: LMT</p>	

#	Step	Reported Event	Comments
		timeInForce: DAY=20180424 tradingSession: REG affiliateFlag: false isoInd: NA	
8	Exchange 2 accepts the order from Broker 1	<b>EXCH2 reports a Participant Order Accepted event</b>	
9	Exchange 1 executes the order from Broker 1	<b>EXCH1 reports a Participant Order Trade event</b>	
10	Broker 1 fills the customer order print for print	<b>Broker 1 reports an Order Fulfillment event</b>  Type: MEOF fillKeyDate: 20180424T000000 fulfillmentID: FO12350 symbol: XYZ eventTimestamp: 20180424T113020.623457 manualFlag: false fulfillmentLinkType: Y quantity: 700 price: 10.00 capacity: R clientDetails: orderKeyDate: 20180424T000000 orderID: O11235 side: B firmDetails: orderKeyDate: 20180424T000000 orderID: R21235 side: SL	The <i>fulfillmentLinkType</i> field must be populated with a value of 'Y' to indicate that the order is a representative order, and that explicit linkage is required.  <i>firmDetails</i> are required and must be populated with the <i>orderID</i> of the representative order.
11	Exchange 2 executes the order from Broker 1	<b>EXCH2 reports a Participant Order Trade event</b>	
12	Broker 1 fills the customer order print for print	<b>Broker 1 reports an Order Fulfillment event</b>  Type: MEOF fillKeyDate: 20180424T000000 fulfillmentID: FO12355 symbol: XYZ eventTimestamp: 20180424T113021.623457 manualFlag: false fulfillmentLinkType: Y	The <i>fulfillmentLinkType</i> field must be populated with a value of 'Y' to indicate that the order is a representative order, and that explicit linkage is required.  <i>firmDetails</i> are required and must be populated with the <i>orderID</i> of the representative order.

#	Step	Reported Event	Comments
		quantity: 500 price: 10.00 capacity: R clientDetails: orderKeyDate: 20180424T000000 orderID: O11235 side: B firmDetails: orderKeyDate: 20180424T000000 orderID: R21235 side: SL	

**2.11.5 Industry Member a Creates Child Order Then Generates a Representative Order**

This scenario illustrates the CAT reporting requirements when an Industry Member receives a customer order, and then generates child orders to work the customer order. The Industry Member then generates a representative order to facilitate the execution of each child order, which are routed to an exchange for execution. The customer order is filled on a print for print basis. Based on Broker 1’s order handling practices and system architecture, the firm may populate either the orderID of the parent order or the related child order in the *clientDetails*.



Industry Member Broker 1 is required to report:

- The receipt of the customer order (New Order event)
- The creation of each child order (Child Order events)
- The generation of each representative order (New Order events)
- The route of each representative order to the exchange (Order Route events)
- The fill of the customer order (Order Fulfillment events)

#	Step	Reported Event	Comments
1	Broker 1 receives a customer order	<i>Broker 1 reports a <b>New Order</b> event</i> type: MENO	

#	Step	Reported Event	Comments
		orderKeyDate: 20180424T000000 orderID: O11235 symbol: XYZ eventTimestamp: 20180424T113018.123456 manualFlag: false deptType: T side: B price: 10.00 quantity: 1200 orderType: LMT timeInForce: DAY=20180424 tradingSession: REG custDsplntrFlag: false firmDesignatedID: CUS9876 accountHolderType: A affiliateFlag: false negotiatedTradeFlag: false representativeInd: N	
2	Broker 1 generates two child orders from the customer order.  Order 1 of 2, C12345 for 700.	<b>Broker 1 reports a <i>Child Order event</i></b>  type: MECO orderKeyDate: 20180424T000000 orderID: C12345 symbol: XYZ parentOrderKeyDate: 20180424T000000 parentOrderID: O11235 eventTimestamp: 20180424T113019.323456 side: B price: 10.00 quantity: 700 orderType: LMT timeInForce: DAY=20180424 tradingSession: REG	Upon generation of the child order, Broker 1 assigns a new Order Key with <i>orderID</i> C12345.  The Parent Order Key with <i>orderID</i> O11235 must be populated in the <i>parentOrderID</i> field. The Parent Order Key links the Child Order event with the New Order event.
3	Broker 1 generates two child orders from the proprietary order.  Order 2 of 2, C22345 for 500	<b>Broker 1 reports a <i>Child Order event</i></b>  type: MECO orderKeyDate: 20180424T000000 orderID: C22345 symbol: XYZ parentOrderKeyDate: 20180424T000000 parentOrderID: O11235 eventTimestamp: 20180424T113019.323457 side: B price: 10.00 quantity: 500	Upon generation of the child order, Broker 1 assigns a new Order Key with <i>orderID</i> C22345.  The Parent Order Key with <i>orderID</i> O11235 must be populated in the <i>parentOrderID</i> field. The Parent Order Key links the Child Order event with the New Order event.

#	Step	Reported Event	Comments
		orderType: LMT timeInForce: DAY=20180424 tradingSession: REG	
4	Broker 1 generates a representative order for child order 1	<i>Broker 1 reports a <b>New Order event</b></i>  type: MENO orderKeyDate: 20180424T000000 orderID: R21235 symbol: XYZ eventTimestamp: 20180424T113020.123456 manualFlag: false deptType: T side: B price: 10.00 quantity: 700 orderType: LMT timeInForce: DAY=20180424 tradingSession: REG custDsplntrFlag: false firmDesignatedID: RP123 accountHolderType: P affiliateFlag: false aggregatedOrders: C12345@20180424T000000@@@ negotiatedTradeFlag: false representativeInd: Y	The <i>representativeInd</i> field must be populated with a value of 'Y' to indicate that the order is a representative order, and that explicit linkage is required.  The <i>aggregatedOrders</i> field must be populated.
5	Broker 1 generates a representative order for child order 2	<i>Broker 1 reports a <b>New Order event</b></i>  type: MENO orderKeyDate: 20180424T000000 orderID: R21236 symbol: XYZ eventTimestamp: 20180424T113020.123456 manualFlag: false deptType: T side: B price: 10.00 quantity: 500 orderType: LMT timeInForce: DAY=20180424 tradingSession: REG custDsplntrFlag: false firmDesignatedID: RP123 accountHolderType: P affiliateFlag: false aggregatedOrders: C22345@20180424T000000@@@	The <i>representativeInd</i> field must be populated with a value of 'Y' to indicate that the order is a representative order, and that explicit linkage is required.  The <i>aggregatedOrders</i> field must be populated.

#	Step	Reported Event	Comments
		negotiatedTradeFlag: false representativeInd: Y	
6	Broker 1 routes representative order 1 to Exchange 1	<i>Broker 1 reports an <b>Order Route event</b></i>  type: MEOR orderKeyDate: 20180424T000000 orderID: R21235 symbol: XYZ eventTimestamp: 20180424T113020.623457 manualFlag: false senderIMID: 123:BRKR1 destination: EXCH1 destinationType: E routedOrderID: RTAC11 session: s5 side: B price: 10.00 quantity: 700 orderType: LMT timeInForce: DAY=20180424 tradingSession: REG affiliateFlag: false isoInd: NA	
7	Exchange 1 accepts the order from Broker 1	<i>EXCH1 reports a Participant <b>Order Accepted event</b></i>	
8	Broker 1 routes representative order 2 to Exchange 2	<i>Broker 1 reports an <b>Order Route event</b></i>  type: MEOR orderKeyDate: 20180424T000000 orderID: R21236 symbol: XYZ eventTimestamp: 20180424T113020.623457 manualFlag: false senderIMID: 123:BRKR1 destination: EXCH3 destinationType: E routedOrderID: RTAC13 session: s7 side: B price: 10.00 quantity: 500 orderType: LMT timeInForce: DAY=20180424 tradingSession: REG affiliateFlag: false	



#	Step	Reported Event	Comments	
		isolnd: NA		
9	Exchange 2 accepts the order from Broker 1	<i>EXCH2 reports a Participant <b>Order Accepted</b> event</i>		
10	Exchange 1 executes the order from Broker 1	<i>EXCH1 reports a Participant <b>Order Trade</b> event</i>		
11	Broker 1 fills the customer print for print	<p><b>Option 1</b></p> <p><i>Broker 1 reports an <b>Order Fulfillment</b> event linking to the original customer order</i></p> <p>Type: MEOF  fillKeyDate: 20180424T000000  fulfillmentID: FO12350  symbol: XYZ  eventTimestamp: 20180424T113021.623457  manualFlag: false  fulfillmentLinkType: Y  quantity: 700  price: 10.00  capacity: R  clientDetails:  orderKeyDate: 20180424T000000  orderID: O11235  side: B  firmDetails:  orderKeyDate: 20180424T000000  orderID: R21235  side: SL</p>	<p><b>Option 2</b></p> <p><i>Broker 1 reports an <b>Order Fulfillment</b> event linking to the related child order</i></p> <p>Type: MEOF  fillKeyDate: 20180424T000000  fulfillmentID: FO12350  symbol: XYZ  eventTimestamp: 20180424T113021.623457  manualFlag: false  fulfillmentLinkType: Y  quantity: 700  price: 10.00  capacity: R  clientDetails:  orderKeyDate: 20180424T000000  orderID: C12345  side: B  firmDetails:  orderKeyDate: 20180424T000000  orderID: R21235  side: SL</p>	<p>The <i>fulfillmentLinkType</i> field must be populated with a value of 'Y' to indicate that the order is a representative order, and that explicit linkage is required. <i>firmDetails</i> are required.</p> <p>Based on Broker 1's order handling practices and system architecture, the firm may populate either the <i>orderID</i> of the parent order or the related child order in the <i>clientDetails</i>.</p>
12	Exchange 2 executes the order from Broker 1	<i>EXCH2 reports a Participant <b>Order Trade</b> event</i>		
13	Broker 1 fills the customer order print for print	<p><b>Option 1</b></p> <p><i>Broker 1 reports an <b>Order Fulfillment</b> event linking to the original customer order</i></p>	<p><b>Option 2</b></p> <p><i>Broker 1 reports an <b>Order Fulfillment</b> event linking to the related child order</i></p> <p>The <i>fulfillmentLinkType</i> field must be populated with a value of 'Y' to indicate that the order is a representative order, and that explicit linkage</p>	

#	Step	Reported Event		Comments
		Type: MEOF fillKeyDate: 20180424T000000 fulfillmentID: FO12355 symbol: XYZ eventTimestamp: 20180424T113022.623457 manualFlag: false fulfillmentLinkType: Y quantity: 500 price: 10.00 capacity: R clientDetails: orderKeyDate: 20180424T000000 orderID: O11235 side: B firmDetails: orderKeyDate: 20180424T000000 orderID: R21236 side: SL	Type: MEOF fillKeyDate: 20180424T000000 fulfillmentID: FO12355 symbol: XYZ eventTimestamp: 20180424T113022.623457 manualFlag: false fulfillmentLinkType: Y quantity: 500 price: 10.00 capacity: R clientDetails: orderKeyDate: 20180424T000000 orderID: C22345 side: B firmDetails: orderKeyDate: 20180424T000000 orderID: R21236 side: SL	is required. <i>firmDetails</i> are required.  Based on Broker 1's order handling practices and system architecture, the firm may populate either the <i>orderID</i> of the parent order or the related child order in the <i>clientDetails</i> .

**2.12 Proprietary Order Scenarios**

This section illustrates the CAT reporting requirements for proprietary orders.

**2.12.1 Unsolicited Cancellation of a Proprietary Order by an Exchange**

This scenario illustrates the CAT reporting requirements when an Industry Member routes a proprietary order to an exchange and the exchange cancels the order without receiving an explicit cancel request. In this scenario, Industry Member Broker 1 receives a proprietary order, and routes the order to an exchange for execution. The exchange accepts the order, then cancels the order without receiving an explicit cancel request. The requirements in this scenario would be the same if the order had been routed to another Industry Member rather than an exchange.

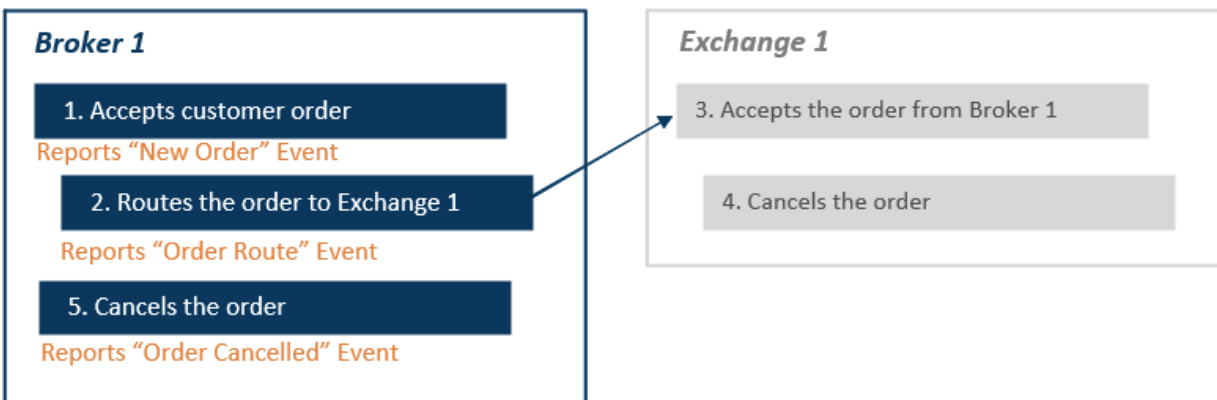
Note that there is a distinction from implicit cancels, such as IOC orders or DFD messages. In these cases, Industry Members would not have to report a cancellation because it's implied by the circumstances.

Since the cancellation was initiated by the exchange, Broker 1 is not required to report a Route Cancelled event. Broker 1 is required to report any action that it takes on the order as a result of the unsolicited cancellation, including a cancellation of the order on its own books and records, as outlined in Option 1.

If the order remains open on Broker 1's books and records after receipt of the unsolicited cancellation, Broker 1 must report any subsequent action on the order, such as a modification or a route to another venue, as outlined in Option 2.

Option 1:

Upon cancellation by the exchange, Broker 1 cancels the order on its books and records.



Industry Member Broker 1 is required to report:

- The origination of the proprietary order (New Order event)
- The route of the order to the exchange (Order Route event)
- The cancellation of the order (Order Cancelled event)

Industry Members are required to capture the *eventTimestamp* in Order Cancelled events reflecting the time the order was cancelled (e.g., the time that the order was confirmed to be cancelled in the firm's OMS/EMS). In this example, the *eventTimestamp* reflects the time that Broker 1 cancelled the order on its books and records after receiving the exchange cancellation. Broker 1 is not required to report a receipt time, as the order was not a customer order, and no request was received.

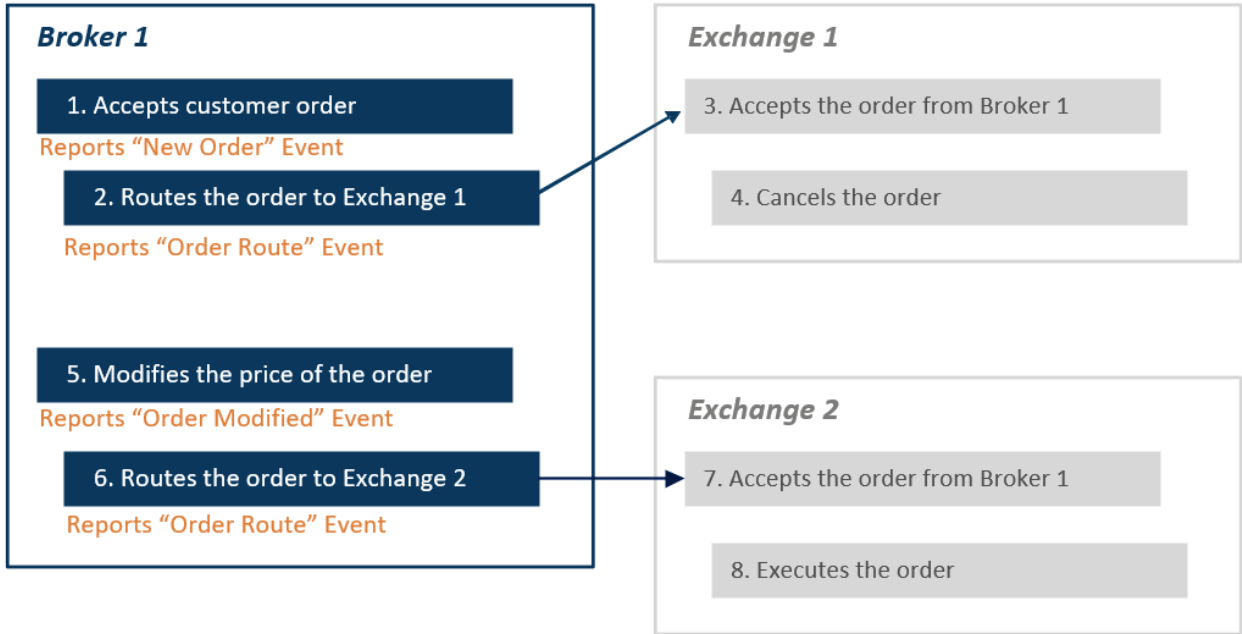
#	Step	Reported Event	Comments
1	Broker 1 generates a proprietary order	<p><b>Broker 1 reports a New Order event</b></p> <p>type: MENO            orderKeyDate: 20180417T000000            orderID: O23456            symbol: XYZ            eventTimestamp:            20180417T143035.234456            manualFlag: false            deptType: T            side: B</p>	

#	Step	Reported Event	Comments
		price: 9.99 quantity: 1000 orderType: LMT timeInForce: DAY=20180417 tradingSession: REG custDsplntrFlag: false firmDesignatedID: INS001 accountHolderType: P affiliateFlag: false negotiatedTradeFlag: false representativeInd: N	
2	Broker 1 routes the order to the exchange	<b>Broker 1 reports an Order Route event</b>  type: MEOR orderKeyDate: 20180417T000000 orderID: O23456 symbol: XYZ eventTimestamp: 20180417T143035.534456 manualFlag: false senderIMID: 123:FRMA destination: EXCH1 destinationType: E routedOrderID: XYZO555 session: SESS-1 side: B price: 9.99 quantity: 1000 orderType: LMT timeInForce: DAY=20180417 tradingSession: REG affiliateFlag: false isolnd: NA handlingInstructions:	
3	Exch 1 accepts the order from Broker 1	<b>Exch 1 reports a Participant Order Accepted event</b>	
4	Exch 1 cancels the order due to market conditions	<b>Exch 1 reports a Participant Order Cancelled event</b>	
5	The route is cancelled on Broker 1's books and records	N/A	Since the cancellation was initiated by the exchange, Broker 1 is not required to report a Route Cancelled event.
6	Broker 1 cancels the	<b>Broker 1 reports an Order Cancelled event</b>	The <i>requestTimestamp</i> field must remain blank, as no request was

#	Step	Reported Event	Comments
	proprietary order	type: MEOC orderKeyDate: 20180417T000000 orderID: O23456 symbol: XYZ eventTimestamp: 20180417T143036.534456 manualFlag: false cancelQty: 1000 leavesQty: 0 initiator: F requestTimestamp:	received to cancel the order.

Option 2:

Upon cancellation by the exchange, Broker 1 modifies the order on its books and records and routes the order to another venue.



Industry Member Broker 1 is required to report:

- The origination of the proprietary order (New Order event)
- The route of the order to Exchange 1 (Order Route event)
- The modification of the proprietary order (Order Modified event)
- The route of the order to Exchange 2 (Order Route event)

Industry Members are required to capture the *eventTimestamp* in Order Modified events reflecting the time the order was modified (e.g., the time that the order was confirmed to be modified in the firm's OMS/EMS). In this example, the *eventTimestamp* reflects the time that Broker 1 modified the order on its books and records after receiving the exchange cancellation. Broker 1 is not required to report a receipt time, as the order was not a customer order, and no request was received.

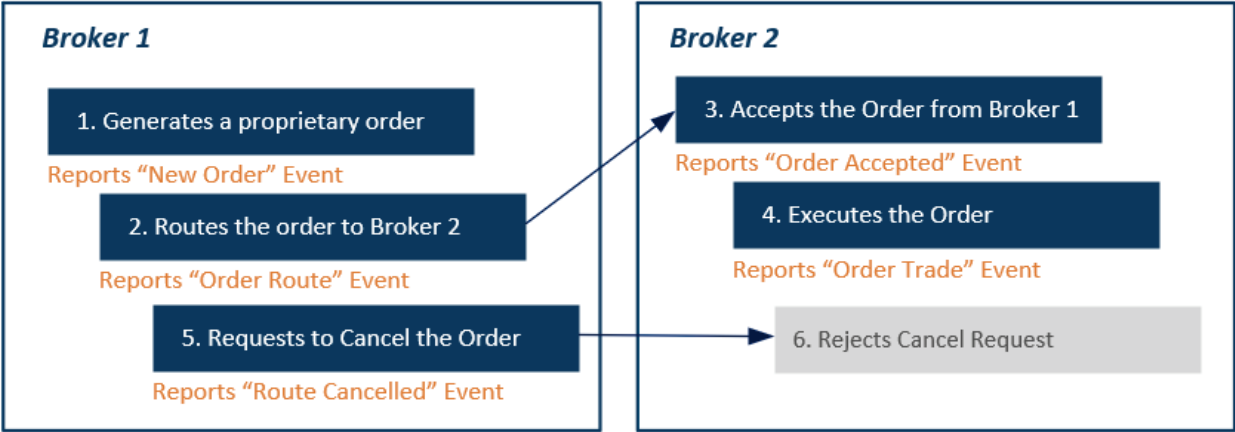
#	Step	Reported Event	Comments
1	Broker 1 generates a proprietary order	<p><i>Broker 1 reports a <b>New Order event</b></i></p> <p>type: MENO  orderKeyDate: 20180417T000000  orderID: O23456  symbol: XYZ  eventTimestamp:  20180417T143035.234456  manualFlag: false  deptType: T  side: B  price: 9.99  quantity: 1000  orderType: LMT  timeInForce: DAY=20180417  tradingSession: REG  custDsplntrFlag: false  firmDesignatedID: INS001  accountHolderType: P  affiliateFlag: false  negotiatedTradeFlag: false  representativeInd: N</p>	
2	Broker 1 routes the order to Exchange 1	<p><i>Broker 1 reports an <b>Order Route event</b></i></p> <p>type: MEOR  orderKeyDate: 20180417T000000  orderID: O23456  symbol: XYZ  eventTimestamp:  20180417T143035.534456  manualFlag: false  senderIMID: 123:FRMA  destination: EXCH1  destinationType: E  routedOrderID: XYZO555  session: SESS-1  side: B  price: 9.99</p>	

#	Step	Reported Event	Comments
		quantity: 1000 orderType: LMT timeInForce: DAY=20180417 tradingSession: REG affiliateFlag: false isoInd: NA handlingInstructions:	
3	Exch 1 accepts the order from Broker 1	<i>Exch 1 reports a Participant Order Accepted event</i>	
4	Exch 1 cancels the order due to market conditions	<i>Exch 1 reports a Participant Order Cancelled event</i>	
5	Broker 1 modifies the proprietary order	<i>Broker 1 reports an Order Modified event</i>  type: MEOM orderKeyDate: 20180417T000000 orderID: OM23456 symbol: XYZ priorOrderKeyDate: 20180417T000000 priorOrderID: O23456 eventTimestamp: 20180417T143036.234456 manualFlag: false receiverIMID: senderIMID: senderType: routedOrderID: initiator: F side: B price: 10.02 quantity: 1000 leavesQty: 1000 orderType: LMT timeInForce: DAY=20170417 tradingSession: REG custDspIntrFlag: false	
6	Broker 1 routes the order to Exchange 2	<i>Broker 1 reports an Order Route event</i>  type: MEOR orderKeyDate: 20180417T000000 orderID: O23456 symbol: XYZ eventTimestamp:	

#	Step	Reported Event	Comments
		20180417T143036.534456 manualFlag: false senderIMID: 123:FRMA destination: EXCH2 destinationType: E routedOrderID: XYZO560 session: SESS-5 side: B price: 10.02 quantity: 1000 orderType: LMT timeInForce: DAY=20180417 tradingSession: REG affiliateFlag: false isoInd: NA handlingInstructions:	
7	Exch 2 accepts the order from Broker 1	<i>Exch 2 reports a Participant <b>Order Accepted</b> event</i>	
8	Exch 2 executes the order	<i>Exch 2 reports a Participant <b>Order Trade</b> event</i>	

**2.12.2 Industry Member Cancels a Proprietary Order that has Already Been Executed**

This scenario illustrates the CAT reporting requirements when an Industry Member attempts to cancel a proprietary order that has already been executed. In this scenario, Industry Member Broker 1 generates a proprietary order and routes the order to Broker 2 for execution. Broker 1 subsequently requests to cancel the order, but the order was fully executed before the cancellation was requested by Broker 1.





Industry Member Broker 1 is required to report:

- The origination of the proprietary order (New Order event)
- The route of the order to Broker 2 (Order Route event)
- Cancellation of the route to Broker 2 (Route Cancelled event)

Industry Member Broker 2 is required to report:

- The receipt of the order from Broker 1 (Order Accepted event)
- The execution of Broker 1's order (Trade event)

In accordance with [CAT FAQ B42](#), Broker 2 is not required to report an Order Cancel Request event in Phase 2d, since the request was received after the order was fully executed. However, this activity may be required in future phases of CAT. If Broker 2 chooses to optionally report an Order Cancel Request event, it will not be rejected by CAT in accordance with [CAT FAQ P14](#).

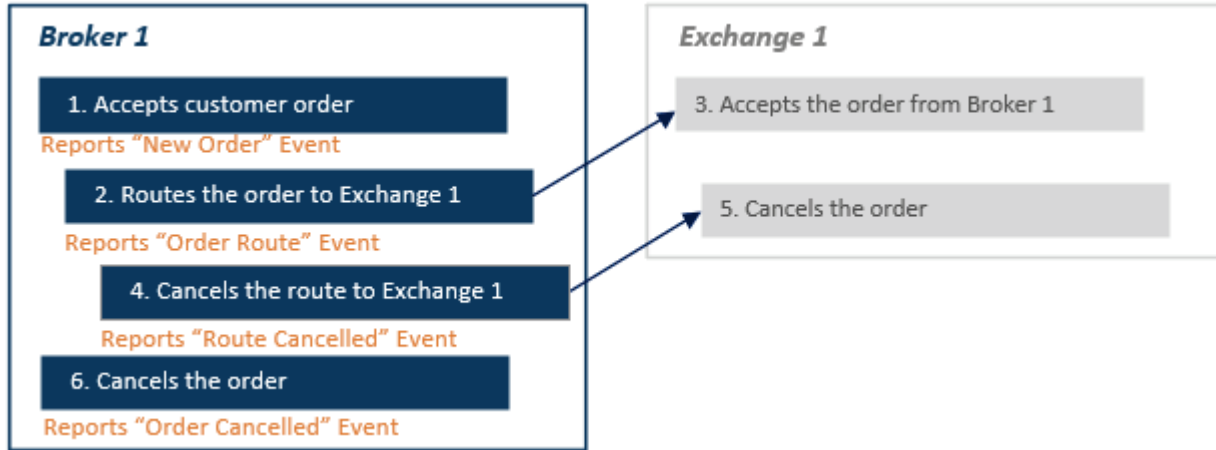
#	Step	Reported Event	Comments
1	Broker 1 originates a proprietary order	<p><i>Broker 1 reports a <b>New Order event</b></i></p> <p>type: MENO  orderKeyDate: 20180417T000000  orderID: O23456  symbol: XYZ  eventTimestamp:  20180417T143035.234456  manualFlag: false  deptType: T  side: B  price: 9.99  quantity: 1000  orderType: LMT  timeInForce: DAY=20180417  tradingSession: REG  custDspIntrFlag: false  firmDesignatedID: INS001  accountHolderType: P  affiliateFlag: false  negotiatedTradeFlag: false  representativeInd: N</p>	
2	Broker 1 routes the order to Broker 2	<p><i>Broker 1 reports an <b>Order Route event</b></i></p> <p>type: MEOR  orderKeyDate: 20180417T000000  orderID: O23456</p>	

#	Step	Reported Event	Comments
		symbol: XYZ eventTimestamp: 20180417T143035.534456 manualFlag: false senderIMID: 123:FRMA destination: 456:FRMB destinationType: F routedOrderID: XYZO555 session: side: B price: 9.99 quantity: 1000 orderType: LMT timeInForce: DAY=20180417 tradingSession: REG affiliateFlag: false isoInd: NA handlingInstructions:	
3	Broker 2 accepts the order from Broker 1	<i>Broker 2 reports an <b>Order Accepted event</b></i>  type: MEOA orderKeyDate: 20180417T000000 orderID: O34567 symbol: XYZ eventTimestamp: 20180417T143035.634456 manualFlag: false receiverIMID: 456:FRMB senderIMID: 123:FRMA senderType: F routedOrderID: XYZO555 affiliateFlag: false deptType: T side: B price: 9.99 quantity: 1000 orderType: LMT timeInForce: DAY=20180417 tradingSession: REG isoInd: NA custDsplntrFlag: false	
4	Broker 2 executes the order	<i>Broker 2 reports a <b>Trade event</b></i>  type: MEOT tradeKeyDate: 20180417T000000	The <i>buyDetails</i> reflect the details of client order O34567. The <i>sellDetails</i> capture the FDID of the firm proprietary account from which the

#	Step	Reported Event	Comments
		tradeID: TXYZ124 symbol: XYZ eventTimestamp: 20180417T143037.234456 manualFlag: false cancelFlag: false cancelTimestamp: quantity: 1000 price: 9.99 capacity: P tapeTradeID: TRF123 marketCenterID: DN sideDetailsInd: NA buyDetails: orderKeyDate: 20180417T000000 orderID: O34567 side: B sellDetails: side: SL firmDesignatedID: PROP123 accountHolderType: P	client order was filled.
5	Broker 1 requests that Broker 2 cancel the order after the order has been executed	<b>Broker 1 reports a <i>Route Cancelled event</i></b>  type: MECR orderKeyDate: 20180417T000000 orderID: O23456 symbol: XYZ eventTimestamp: 20180417T143037.344567 manualFlag: false cancelQty: 1000 senderIMID: 123:FRMA destination: 456:FRMB destinationType: F routedOrderID: XYZO555 routeRejectedFlag: true multiLegInd: false	In its Route Cancelled event, Broker 1 must populate the <i>routeRejectedFlag</i> field with a value of 'true'. Alternately, Broker 1 may submit an Order Route Cancelled Supplement (MECRS) event with the <i>routeRejectedFlag</i> field populated with a value of 'true'.
6	Broker 2 rejects the cancellation instruction from Broker 1	NA	Broker 2 is not required to report an Order Cancel Request event since the order has already been fully executed.

### 2.12.3 Industry Member Cancels a Proprietary Order Previously Routed to an Exchange

This scenario illustrates the CAT reporting requirements when an Industry Member cancels a proprietary order that was previously routed to an exchange for execution.



Industry Member Broker 1 is required to report:

- The origination of the proprietary order (New Order event)
- The route of the order to the exchange (Order Route event)
- The cancellation of the route (Route Cancelled event)
- The cancellation of the proprietary order (Order Cancelled event)

#	Step	Reported Event	Comments
1	Broker 1 generates a proprietary order	<p><i>Broker 1 reports a <b>New Order event</b></i></p> <p>type: MENO            orderKeyDate: 20180417T000000            orderID: O56575            symbol: XYZ            eventTimestamp: 20180417T150335.234456            manualFlag: false            deptType: T            side: B            price: 10.00            quantity: 1000            orderType: LMT            timeInForce: DAY=20180417            tradingSession: REG            custDspIntrFlag: false            firmDesignatedID: PROP1234            accountHolderType: P            affiliateFlag: false</p>	

#	Step	Reported Event	Comments
		negotiatedTradeFlag: false representativeInd: N	
2	Broker 1 routes the order to an exchange	<i>Broker 1 reports an <b>Order Route event</b></i>  type: MEOR orderKeyDate: 20180417T000000 orderID: O56575 symbol: XYZ eventTimestamp: 20180417T150335.464456 manualFlag: false senderIMID: 123:FRMA destination: EXCH1 destinationType: E routedOrderID: RO56575XYZ session: SESS1 side: B price: 10.00 quantity: 1000 orderType: LMT timeInForce: DAY=20180417 tradingSession: REG affiliateFlag: false isoInd: NA	
3	Exch 1 accepts the order from Broker 1	<i>Exch 1 reports a <b>Participant Order Accepted event</b></i>	
4	Broker 1 cancels the route to the exchange	<i>Broker 1 reports a <b>Route Cancelled event</b></i>  type: MECR orderKeyDate: 20180417T000000 orderID: O56575 symbol: XYZ eventTimestamp: 20180417T150345.023456 manualFlag: false cancelQty: 1000 senderIMID: 123:FRMA destination: EXCH1 destinationType: E routedOrderID: RO56575XYZ session: SESS1 multiLegInd: false	

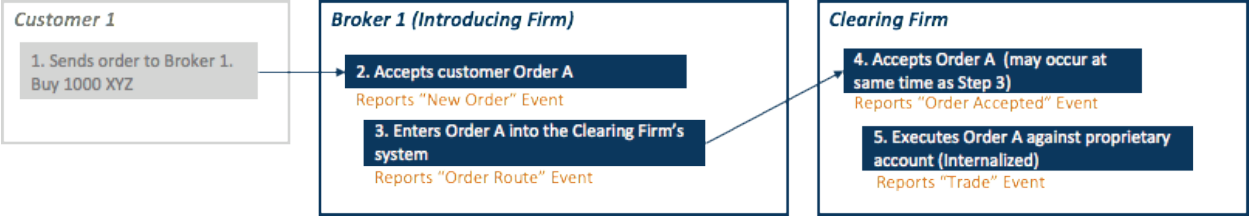
#	Step	Reported Event	Comments
5	Broker 1 cancels the proprietary order	<p><i>Broker 1 reports an <b>Order Cancelled event</b></i></p> <p>type: MEOC  orderKeyDate: 20180417T000000  orderID: O56575  symbol: XYZ  eventTimestamp: 20180417T150345.123456  manualFlag: false  cancelQty: 1000  leavesQty: 0  initiator: F  requestTimestamp:</p>	The <i>requestTimestamp</i> field must remain blank, as no request was received to cancel the order.
6	The exchange cancels the order per the firm's instruction	<i>Exchange 1 reports a Participant <b>Order Cancelled event</b></i>	

### 2.13 Clearing Firm Scenarios

This section illustrates the CAT reporting requirements for orders handled in a Clearing Firm's system.

#### 2.13.1 Order Routed and Executed via a Clearing Firm

This example illustrates the CAT reporting requirements when an introducing firm enters a customer order into a clearing firm's system, and the clearing firm executes the order from a proprietary account. Both the introducing firm and clearing firm are Industry Members.



Introducing Firm Broker 1 is required to report:

- The receipt of the customer order (New Order event)
- The route of the order to the clearing firm (Order Route event)

The Clearing Firm is required to report:

- The receipt of the order from Broker 1 (Order Accepted event)
- The execution of the order (Trade event)

#	Step	Reported Event	Comments
1	Customer sends the order to Broker 1	NA	
2	Broker 1 accepts the customer order	<p><i>Broker 1 reports a <b>New Order event</b></i></p> <p>type: MENO  orderKeyDate: 20180417T000000  orderID: O23456  symbol: XYZ  eventTimestamp: 20180417T153035.234456  manualFlag: false  deptType: A  side: B  price: 10.00  quantity: 1000  orderType: LMT  timeInForce: DAY=20180417  tradingSession: REG  custDsplntrFlag: false  firmDesignatedID: A8B7C6  accountHolderType: A  affiliateFlag: false  negotiatedTradeFlag: false  representativeInd: N</p>	
3	Broker 1 routes the order to the clearing firm	<p><i>Broker 1 reports an <b>Order Route event</b></i></p> <p>type: MEOR  orderKeyDate: 20180417T000000  orderID: O23456  symbol: XYZ  eventTimestamp: 20180417T153035.334456  manualFlag: false  senderIMID: 123:FRMA  destination: 456:FRMB  destinationType: F  routedOrderID: RT23456  side: B  price: 10.00  quantity: 1000  orderType: LMT  timeInForce: DAY=20180417  tradingSession: REG  affiliateFlag: false  isoInd: NA</p>	

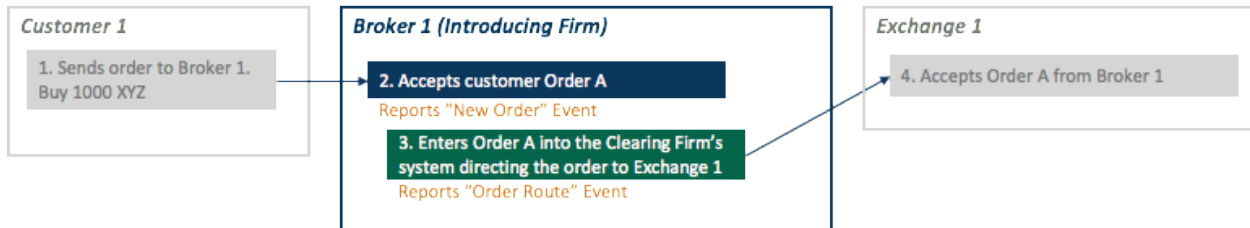
#	Step	Reported Event	Comments
4	The clearing firm accepts the order from Broker 1	<p><i>Clearing firm reports an <b>Order Accepted event</b></i></p> <p>type: MEOA  orderKeyDate: 20180417T000000  orderID: O3A1B2C  symbol: XYZ  eventTimestamp:  20180417T153036.334456  manualFlag: false  receiverIMID: 456:FRMB  senderIMID: 123:FRMA  senderType: F  routedOrderID: RT23456  affiliateFlag: false  deptType: T  side: B  price: 10.00  quantity: 1000  orderType: LMT  timeInForce: DAY=20180417  tradingSession: REG  isoInd: NA  custDspIntrFlag: false</p>	
5	The clearing firm executes the order	<p><i>Clearing firm reports a <b>Trade event</b></i></p> <p>type: MEOT  tradeKeyDate: 20180417T000000  tradeID: TO3A1B2C  symbol: XYZ  eventTimestamp:  20180417T153037.534456  manualFlag: false  cancelFlag: false  cancelTimestamp:  quantity: 1000  price: 10.00  capacity: P  tapeTradeID: TRFAO556  marketCenterID: DN  sideDetailsInd: NA  buyDetails:  orderKeyDate:  20180417T000000  orderID: O3A1B2C  side: B</p>	The <i>buyDetails</i> reflect the details of customer order O3A1B2C. The <i>sellDetails</i> capture the FDID of the firm proprietary account from which the customer order was filled.



#	Step	Reported Event	Comments
		sellDetails: side: SL firmDesignatedID: PROPF accountHolderType: P	

### 2.13.2 Direct Order Routing via a Clearing Firm's System

This scenario illustrates the CAT reporting requirement when an introducing firm receives a customer order and, using its clearing firm's system, directs the order to an exchange for execution. The clearing firm does not participate in any order routing or handling instructions, but only provides the technology to the introducing firm to route the order.



Introducing Firm Broker 1 is required to report:

- The receipt of the customer order (New Order event)
- The route of the order to Exchange 1 (Order Route event)

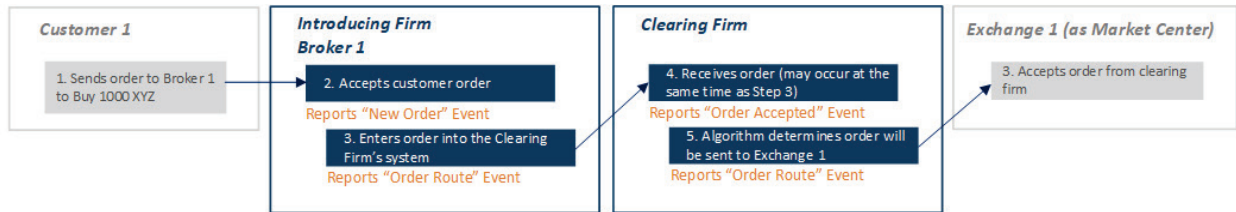
The clearing firm does not have CAT reporting obligations in this scenario. The exchange follows CAT reporting guidelines as outlined in the [CAT Reporting Technical Specifications for Plan Participants](#).

#	Step	Reported Event	Comments
1	Customer sends an order to Broker 1	NA	
2	Broker 1 accepts the order from the customer	<i>Broker 1 reports a <b>New Order event</b></i>  type: MENO orderKeyDate: 20180417T000000 orderID: O23456 symbol: XYZ eventTimestamp: 20180417T153035.234456 manualFlag: false deptType: A side: B price: 10.00 quantity: 1000	

#	Step	Reported Event	Comments
		orderType: LMT timeInForce: DAY=20180417 tradingSession: REG custDspIntrFlag: false firmDesignatedID: 4e3f2g1h accountHolderType: A affiliateFlag: false negotiatedTradeFlag: false representativeInd: N	
3	Through the clearing firm's system, Broker 1 enters and directs the order to Exchange 1	<i>Broker 1 reports an <b>Order Route event</b></i>  type: MEOR orderKeyDate: 20180417T0000000 orderID: O23456 symbol: XYZ eventTimestamp: 20180417T153036.234456 manualFlag: false senderIMID: 123:FRMA destination: EXCH1 destinationType: E routedOrderID: RT23456 session: s2 side: B price: 10.00 quantity: 1000 orderType: LMT timeInForce: DAY=20180417 tradingSession: REG affiliateFlag: false isoInd: NA	
4	Exchange 1 accepts the order from Broker 1	<i>Exchange 1 reports a <b>Participant Order Accepted event</b></i>	

**2.13.3 Order Routing via an Algorithm Provided by the Clearing Firm**

This scenario illustrates the CAT reporting requirements when an introducing firm receives a customer order and enters it into a clearing firm's system. The clearing firm's system automatically determines the routing destination based on pre-defined criteria developed by the clearing firm. The clearing firm makes the determination as to where the order is routed. The introducing firm does not direct the order. Both the introducing firm and the clearing firm are Industry Members.



Introducing Firm Broker 1 is required to report:

- The receipt of the customer order (New Order event)
- The route of the order to the clearing firm (Order Route event)

The Clearing Firm is required to report:

- The receipt for the order from the introducing firm (Order Accepted event)
- The route of the order to Exchange 1 (Order Route event)

The exchange follows CAT reporting guidelines as outlined in the [CAT Reporting Technical Specifications for Plan Participants](#).

#	Step	Reported Event	Comments
1	Customer sends an order to Broker 1	NA	
2	Broker 1, as the introducing firm, accepts the order from the customer	<p><i>Broker 1 (IMID = FRMA) reports a <b>New Order event</b></i></p> <p>type: MENO  orderKeyDate: 20180417T000000  orderID: O23456  symbol: XYZ  eventTimestamp: 20180417T153035.234456  manualFlag: false  deptType: A  side: B  price: 10.00  quantity: 1000  orderType: LMT  timeInForce: DAY=20180417  tradingSession: REG  custDspIntrFlag: false  firmDesignatedID: FDID2222  accountHolderType: A  affiliateFlag: false  negotiatedTradeFlag: false  representativeInd: N</p>	

#	Step	Reported Event	Comments
3	Broker 1 enters the order into the clearing firm's system	<p><i>Broker 1 reports an <b>Order Route event</b></i></p> <p>type: MEOR  orderKeyDate: 20180417T000000  orderID: O23456  symbol: XYZ  eventTimestamp:  20180417T153035.334456  manualFlag: false  senderIMID: 123:FRMA  destination: 456:FRMB  destinationType: F  routedOrderID: RT23456  side: B  price: 10.00  quantity: 1000  orderType: LMT  timeInForce: DAY=20180417  tradingSession: REG  affiliateFlag: false  isoInd: NA</p>	
4	The clearing firm accepts the order routed from Broker 1	<p><i>Clearing firm (FRMB) reports an <b>Order Accepted event</b></i></p> <p>type: MEOA  orderKeyDate: 20180417T000000  orderID: O3A1B2C  symbol: XYZ  eventTimestamp:  20180417T153036.334456  manualFlag: false  receiverIMID: 456:FRMB  senderIMID: 123:FRMA  senderType: F  routedOrderID: RT23456  affiliateFlag: false  deptType: T  side: B  price: 10.00  quantity: 1000  orderType: LMT  timeInForce: DAY=20180417  tradingSession: REG  isoInd: NA  handlingInstructions: ALG  custDsplntrFlag: false</p>	

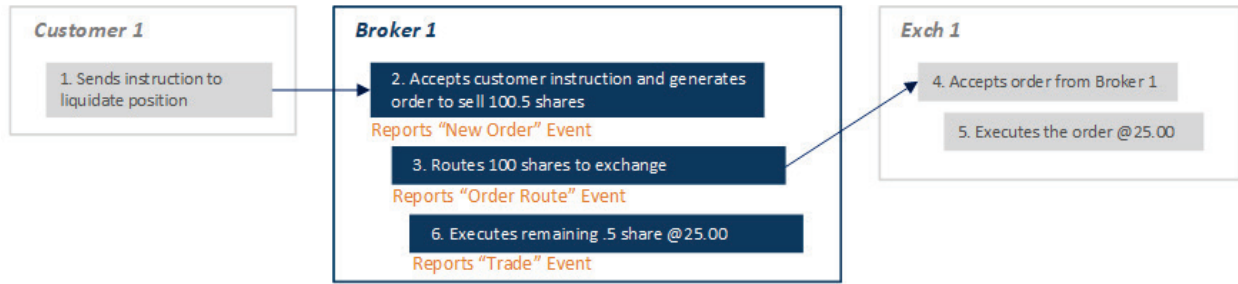
#	Step	Reported Event	Comments
5	The clearing firm's system algorithm determines to route the order out to Exchange 1	<p><i>Clearing firm (FRMB) reports an <b>Order Route event</b></i></p> <p>type: MEOR  orderKeyDate: 20180417T000000  orderID: O3A1B2C  symbol: XYZ  eventTimestamp: 20180417T153038.334456  manualFlag: false  senderIMID: 456:FRMB  destination: EXCH1  destinationType: E  routedOrderID: BEO34567  session: EA:16  side: B  price: 10.00  quantity: 1000  orderType: LMT  timeInForce: DAY=20180417  tradingSession: REG  affiliateFlag: false  isoInd: NA</p>	
6	Exchange 1 receives the order from clearing firm	<p><i>Exchange 1 (EXCH1) reports the <b>Participant Order Accepted event</b></i></p>	

## 2.14 Fractional Share Scenarios

This section illustrates the CAT reporting requirements for liquidating a fractional share from a customer or client account. These scenarios can be applied to full liquidation of a position that includes fractional shares, an ACAT request or dividend reinvestment after liquidation.

### 2.14.1 Industry Member Liquidates Customer Position by Routing Away the Whole Share Quantity and Internalizing the Fractional Share

This scenario illustrates the CAT reporting requirements when a customer or client requests that an Industry Member liquidate an entire position which includes a fractional share. The Industry Member routes the whole share portion of the order to an exchange for execution and executes the fractional share against its own proprietary account.



Industry Member Broker 1 is required to report:

- The receipt of the customer order (New Order event)
- The route of the whole share quantity to the exchange (Order Route event)
- The execution of the fractional share against its proprietary account (Trade event)

#	Step	Reported Event	Comments
1	Customer sends an instruction to Broker 1 to liquidate its position	NA	
2	Broker 1 accepts the customer instruction and generates an order to liquidate the position	Broker 1 reports a <b>New Order event</b>  type: MENO orderKeyDate: 20180416T000000 orderID: O12345 symbol: XYZ eventTimestamp: 20180416T153035.234456 manualFlag: false deptType: T side: SL price: quantity: 100.5 orderType: MKT timeInForce: DAY=20180416 tradingSession: REG custDsplntrFlag: false firmDesignatedID: CUST1234 accountHolderType: I affiliateFlag: false negotiatedTradeFlag: false representativeInd: N	Since the customer requested full liquidation of the position, Broker 1 is required to report the full <i>quantity</i> of 100.5 shares.
3	Broker 1 routes the whole share quantity to the exchange	Broker 1 (IMID = FRMA) reports an <b>Order Route event</b>  type: MEOR orderKeyDate: 20180416T000000 orderID: O12345	Since Broker 1 is routing to a national securities exchange, <i>session</i> must be populated.

#	Step	Reported Event	Comments
		symbol: XYZ eventTimestamp: 20180416T153035.334466 manualFlag: false senderIMID: 456:FRMA destination: EXCH1 destinationType: E routedOrderID: XYZO555 session: s5 side: SL price: quantity: 100 orderType: MKT timeInForce: DAY=20180416 tradingSession: REG affiliateFlag: false isoInd: NA handlingInstructions:	
4	The Exchange accepts the order from Broker 1	EXCH1 reports a Participant <b>Order Accepted event</b>	
5	The Exchange executes the whole share quantity at 25.00 per share	EXCH1 reports a Participant <b>Order Trade event</b>	
6	Broker 1 executes the fractional share against its own proprietary account	Broker 1 reports a <b>Trade event</b> type: MEOT  tradeKeyDate: 20180416T000000 tradeID: TXYZ555 symbol: XYZ eventTimestamp: 20180416T153035.434466 manualFlag: false cancelFlag: false cancelTimestamp: quantity: 0.5 price: 25.00 capacity: P tapeTradeID: TRF123 marketCenterID: DN sideDetailsInd: NA buyDetails: side: B firmDesignatedID: FRAC123 accountHolderType: P sellDetails: orderKeyDate: 20180416T000000	The <i>buyDetails</i> capture the FDID of the firm proprietary account from which the customer order was filled. The <i>sellDetails</i> reflect the details of customer order O12345.

#	Step	Reported Event	Comments
		orderID: O12345 side: SL	

### 2.14.2 Introducing Firm Routes the Position to the Clearing Firm

This scenario illustrates the CAT reporting requirements when a customer or client requests that an Industry Member introducing firm liquidate an entire position which includes a fractional share. The introducing firm routes the entire position to the clearing firm and the clearing firm routes the whole share portion to another Industry Member and executes the fractional share against its own proprietary account.



Introducing Firm Broker 1 is required to report:

- The receipt of the customer order (New Order event)
- The route of the order to the clearing firm (Order Route event)

Clearing Firm Broker 2 is required to report:

- The receipt of the order from Introducing Firm Broker 1 (Order Accepted event)
- The route of the whole share quantity to Broker 3 (Order Route event)
- The execution of the fractional share quantity (Trade event)

Broker 3 is required to report:

- The receipt of the whole share order from the Clearing Firm Broker 2 (Order Accepted event)
- The execution of the whole share order (Trade event)

#	Step	Reported Event	Comments
1	Customer sends an instruction to introducing firm Broker 1 to liquidate its position	NA	



#	Step	Reported Event	Comments
2	Introducing firm Broker 1 accepts the customer instruction and generates an order to liquidate the position	<p>Introducing firm Broker 1 reports a <b>New Order event</b></p> <p>type: MENO  orderKeyDate: 20180416T000000  orderID: O12345  symbol: XYZ  eventTimestamp: 20180416T153035.234456  manualFlag: false  deptType: A  side: SL  price:  quantity: 100.5  orderType: MKT  timeInForce: DAY=20180416  tradingSession: REG  custDsplntrFlag: false  firmDesignatedID: CUST1234  accountHolderType: I  affiliateFlag: false  negotiatedTradeFlag: false  representativeInd: N</p>	Since the customer requested full liquidation of the position, Broker 1 is required to report the full <i>quantity</i> of 100.5 shares.
3	Introducing firm Broker 1 routes the order to the clearing firm Broker 2	<p>Introducing firm Broker 1 reports an <b>Order Route event</b></p> <p>type: MEOR  orderKeyDate: 20180416T000000  orderID: O12345  symbol: XYZ  eventTimestamp: 20180416T153035.334466  manualFlag: false  senderIMID: 123:FRMA  destination: 456:FRMB  destinationType: F  routedOrderID: XYZO555  side: SL  price:  quantity: 100.5  orderType: MKT  timeInForce: DAY=20180416  tradingSession: REG  affiliateFlag: false  isolInd: NA</p>	

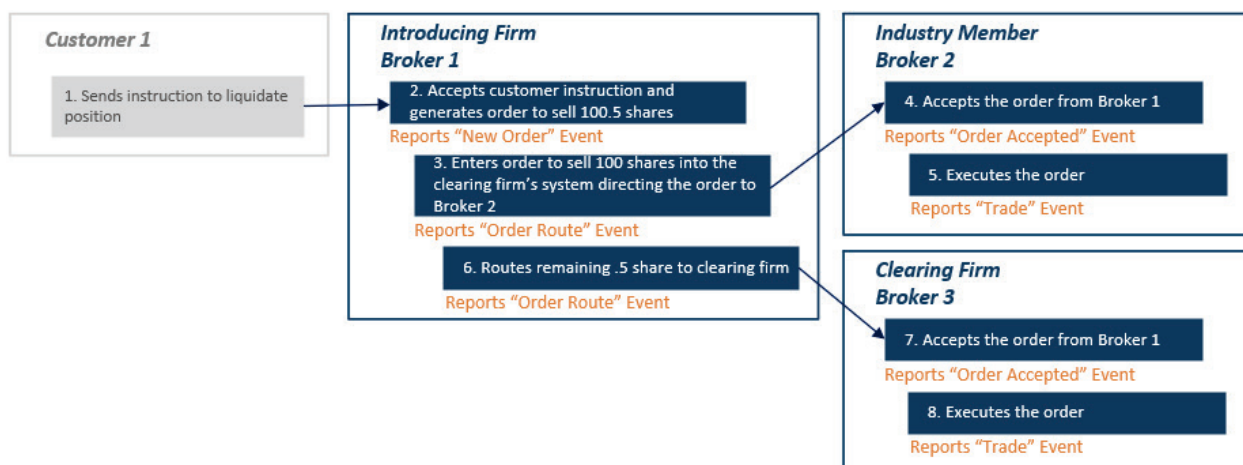
#	Step	Reported Event	Comments
4	The clearing firm Broker 2 accepts the order routed from introducing firm Broker 1	Clearing firm Broker 2 reports an <b>Order Accepted event</b>  type: MEOA orderKeyDate: 20180416T000000 orderID: 9876XYZ symbol: XYZ eventTimestamp: 20180416T153035.444467 manualFlag: false receiverIMID: 456:FRMB senderIMID: 123:FRMA senderType: F routedOrderID: XYZO555 affiliateFlag: false deptType: T side: SL price: quantity: 100.5 orderType: MKT timeInForce: DAY=20180416 tradingSession: REG isoInd: NA custDspIntrFlag: false	
5	The clearing firm Broker 2 routes the whole share quantity to Broker 3	Clearing firm Broker 2 reports an <b>Order Route event</b>  type: MEOR orderKeyDate: 20180416T000000 orderID: 9876XYZ symbol: XYZ eventTimestamp: 20180416T153035.554466 manualFlag: false senderIMID: 456:FRMB destination: 789:FRMC destinationType: F routedOrderID: 41619XYZ side: SL price: quantity: 100 orderType: MKT timeInForce: DAY=20180416 tradingSession: REG affiliateFlag: false isoInd: NA	

#	Step	Reported Event	Comments
6	Broker 3 accepts the order routed from the clearing firm Broker 2	<p>Broker 3 reports an <b>Order Accepted event</b></p> <p>type: MEOA  orderKeyDate: 20180416T000000  orderID: O3A1B2C  symbol: XYZ  eventTimestamp:  20180416T153035.674467  manualFlag: false  receiverIMID: 789:FRMC  senderIMID: 456:FRMB  senderType: F  routedOrderID: 41619XYZ  affiliateFlag: false  deptType: T  side: SL  price:  quantity: 100  orderType: MKT  timeInForce: DAY=20180416  tradingSession: REG  isolInd: NA  custDsplNtrFlag: false</p>	
7	Broker 3 executes the order	<p>Broker 3 reports a <b>Trade event</b></p> <p>type: MEOT  tradeKeyDate: 20180416T000000  tradeID: TXYZ555  symbol: XYZ  eventTimestamp:  20180416T153035.764468  manualFlag: false  cancelFlag: false  cancelTimestamp:  quantity: 100  price: 25.00  capacity: P  tapeTradeID: TRF123  marketCenterID: DN  sideDetailsInd: NA  buyDetails:  side: B  firmDesignatedID: PROP123</p>	<p>The <i>buyDetails</i> capture the FDID of the firm proprietary account from which the customer order was filled. The <i>sellDetails</i> reflect the details of customer order O3A1B2C.</p>

#	Step	Reported Event	Comments
		accountHolderType: P sellDetails: orderKeyDate: 20180416T000000 orderID: O3A1B2C side: SL	
8	The clearing firm Broker 2 executes the fractional share principally at 25.00 per share	Clearing firm Broker 2 reports a <b>Trade event</b>  type: MEOT tradeKeyDate: 20180416T000000 tradeID: XYZ0416189 symbol: XYZ eventTimestamp: 20180416T153035.894468 manualFlag: false cancelFlag: false cancelTimestamp: quantity: 0.5 price: 25.00 capacity: P tapeTradeID: XYZ987 marketCenterID: DN sideDetailsInd: NA buyDetails: side: B firmDesignatedID: FRAC123 accountHolderType: P sellDetails: orderKeyDate: 20180416T000000 orderID: 9876XYZ side: SL	The <i>buyDetails</i> capture the FDID of the firm proprietary account from which the customer order was filled. The <i>sellDetails</i> reflect the details of customer order 9876XYZ.

**2.14.3 Introducing Firm Routes the Whole Share Quantity to Another Industry Member and Routes the Fractional Share to the Clearing Firm**

This scenario illustrates the CAT reporting requirements when a customer or client requests that an Industry Member introducing firm liquidate an entire position which includes a fractional share. The customer order is entered into the clearing firm's system, but the clearing firm does not participate in any order routing or handling instructions for the whole share portion of the order. The introducing firm routes the whole share portion of the order to another Industry Member and the fractional share portion to the Industry Member clearing firm.



Introducing Firm Broker 1 is required to report:

- The receipt of the customer order (New Order event)
- The route of the whole share quantity to Broker 2 (Order Route event)
- The route of the fractional share quantity to Clearing Firm Broker 3 (Order Route event)

Industry Member Broker 2 is required to report:

- The receipt of the whole share order from Introducing Firm Broker 1 (Order Accepted event)
- The execution of the whole share order (Trade event)

Clearing Firm Broker 3 is required to report:

- The receipt of the fractional share order from Broker 1 (Order Accepted event)
- The execution of the fractional share order (Trade event)

#	Step	Reported Event	Comments
1	Customer sends an instruction to introducing firm Broker 1 to liquidate its position	NA	
2	Introducing firm Broker 1 accepts the customer instruction and generates an order to liquidate the position	Introducing firm Broker 1 reports a <b>New Order event</b>  type: MENO orderKeyDate: 20180416T000000 orderID: O12345 symbol: XYZ eventTimestamp: 20180416T153035.234456 manualFlag: false deptType: A side: SL	Since the customer requested full liquidation of the position, Broker 1 is required to report the full <i>quantity</i> of 100.5 shares.

#	Step	Reported Event	Comments
		price: quantity: 100.5 orderType: MKT timeInForce: DAY=20180416 tradingSession: REG custDsplIntrFlag: false firmDesignatedID: CUST1234 accountHolderType: I affiliateFlag: false negotiatedTradeFlag: false representativeInd: N	
3	Introducing firm Broker 1 routes the whole share quantity to Industry Member Broker 2	Introducing firm Broker 1 reports an <b>Order Route event</b>  type: MEOR orderKeyDate: 20180416T000000 orderID: O12345 symbol: XYZ eventTimestamp: 20180416T153035.334466 manualFlag: false senderIMID: 123:FRMA destination: 456:FRMB destinationType: F routedOrderID: XYZO555 side: SL price: quantity: 100 orderType: MKT timeInForce: DAY=20180416 tradingSession: REG affiliateFlag: false isoInd: NA	
4	Industry Member Broker 2 accepts the order routed from introducing firm Broker 1	Industry Member Broker 2 reports an <b>Order Accepted event</b>  type: MEOA orderKeyDate: 20180416T000000 orderID: 9876XYZ symbol: XYZ eventTimestamp: 20180416T153035.444467 manualFlag: false receiverIMID: 456:FRMB senderIMID: 123:FRMA senderType: F	

#	Step	Reported Event	Comments
		routedOrderID: XYZO555 affiliateFlag: false deptType: T side: SL price: quantity: 100 orderType: MKT timeInForce: DAY=20180416 tradingSession: REG isoInd: NA custDsplntrFlag: false	
5	Industry Member Broker 2 executes the whole share order principally at 25.00 per share	Industry Member Broker 2 reports a <b>Trade event</b>  type: MEOT tradeKeyDate: 20180416T000000 tradeID: TXYZ555 symbol: XYZ eventTimestamp: 20180416T153035.534468 manualFlag: false cancelFlag: false cancelTimestamp: quantity: 100 price: 25.00 capacity: P tapeTradeID: TRF123 marketCenterID: DN sideDetailsInd: NA buyDetails: side: B firmDesignatedID: PROP123 accountHolderType: P sellDetails: orderKeyDate: 20180416T000000 orderID: 9876XYZ side: SL	The <i>buyDetails</i> capture the FDID of the firm proprietary account from which the customer order was filled. The <i>sellDetails</i> reflect the details of customer order 9876XYZ.
6	Introducing firm Broker 1 routes the fractional share quantity to the clearing firm Broker 3	Introducing firm Broker 1 reports an <b>Order Route event</b>  type: MEOR orderKeyDate: 20180416T000000 orderID: O12345	

#	Step	Reported Event	Comments
		symbol: XYZ eventTimestamp: 20180416T153035.634466 manualFlag: false senderIMID: 123:FRMA destination: 456:FRMC destinationType: F routedOrderID: XYZO556 side: SL price: quantity: 0.5 orderType: MKT timeInForce: DAY=20180416 tradingSession: REG affiliateFlag: false isoInd: NA	
7	The clearing firm Broker 3 accepts the order routed from introducing firm Broker 1	Clearing firm Broker 3 reports an <b>Order Accepted event</b>  type: MEOA orderKeyDate: 20180416T000000 orderID: O3A1B2C symbol: XYZ eventTimestamp: 20180416T153035.734467 manualFlag: false receiverIMID: 456:FRMC senderIMID: 123:FRMA senderType: F routedOrderID: XYZO556 affiliateFlag: false deptType: T side: SL price: quantity: 0.5 orderType: MKT timeInForce: DAY=20180416 tradingSession: REG isoInd: NA custDsplntrFlag: false	
8	The clearing firm Broker 3 executes the fractional share against its own proprietary account	Clearing firm Broker 3 reports a <b>Trade event</b>  type: MEOT tradeKeyDate: 20180416T000000	The <i>buyDetails</i> capture the FDID of the firm proprietary account from which the customer order was filled. The <i>sellDetails</i> reflect the details of customer order O3A1B2C.



#	Step	Reported Event	Comments
		tradeID: XYZ0416189 symbol: XYZ eventTimestamp: 20180416T153035.834468 manualFlag: false cancelFlag: false cancelTimestamp: quantity: 0.5 price: 25.05 capacity: P tapeTradeID: XYZ987 marketCenterID: DN sideDetailsInd: NA buyDetails: side: B firmDesignatedID: FRAC123 accountHolderType: P sellDetails: orderKeyDate: 20180416T000000 orderID: O3A1B2C side: SL	

**2.14.4 Clearing Firm Liquidates a Fractional Share after an ACAT or Account Closure Request**

This scenario illustrates the CAT reporting requirements when an Industry Member clearing firm liquidates a fractional share that remained in a customer’s account after processing an ACAT request. This scenario would similarly apply if an Industry Member clearing firm liquidates a fractional share received in a customer account due to an automatic reinvestment plan after the account was closed. The Industry Member clearing firm’s system automatically creates an order based on receipt of the ACAT request and executes the fractional share against its own proprietary account.



Clearing Firm Broker 1 is required to report:

- The creation of the fractional share order (New Order event)

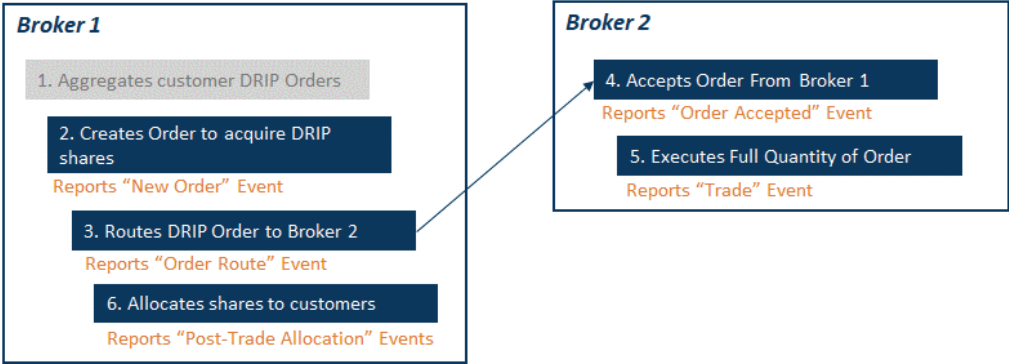
- The execution of the fractional share against its proprietary account (Trade event)

#	Step	Reported Event	Comments
1	Broker 1's system creates an order to internalize the fractional share at the previous trading day's closing price of 25.00 per share	<p>Broker 1 reports a <b>New Order event</b></p> <p>type: MENO  orderKeyDate: 20180416T000000  orderID: O12345  symbol: XYZ  eventTimestamp: 20180416T080000.000456  manualFlag: false  deptType: T  side: SL  price: 25.00  quantity: 0.5  orderType: LMT  timeInForce: DAY=20180416  tradingSession: REG  custDsplntrFlag: false  firmDesignatedID: CUST1234  accountHolderType: I  affiliateFlag: false  negotiatedTradeFlag: false  representativeInd: N</p>	The <i>eventTimestamp</i> is the time that the Industry Member's system created the order.
2	Broker 1 executes the fractional share against its own proprietary account	<p>Broker 1 reports a <b>Trade event</b></p> <p>type: MEOT</p> <p>tradeKeyDate: 20180416T000000  tradeID: TXYZ555  symbol: XYZ  eventTimestamp: 20180416T093000.400456  manualFlag: false  cancelFlag: false  cancelTimestamp:  quantity: 0.5  price: 25.00  capacity: P  tapeTradeID: TRF123  marketCenterID: DN  sideDetailsInd: NA  buyDetails:  side: B  firmDesignatedID: FRAC123  accountHolderType: P</p>	The <i>buyDetails</i> capture the FDID of the firm proprietary account from which the customer order was filled. The <i>sellDetails</i> reflect the details of customer order O12345.

#	Step	Reported Event	Comments
		sellDetails: orderKeyDate: 20180416T000000 orderID: O12345 side: SL	

**2.14.5 Dividend Reinvestment**

The following scenario illustrates the reporting requirements for an Industry Member whose customers participate in a dividend reinvestment program, or other similar programs such as Employee Stock Purchase Programs. Industry Member Broker 1 aggregates dividend reinvestment investment program (DRIP) orders for participating customers, rounds up to the next whole share, and creates a new order to purchase shares that need to be allocated to customers. This order is routed to the street, executed, and allocated to the participating customers. The remaining fractional share is allocated to the proprietary account of Broker 1.



Industry Member Broker 1 is required to report:

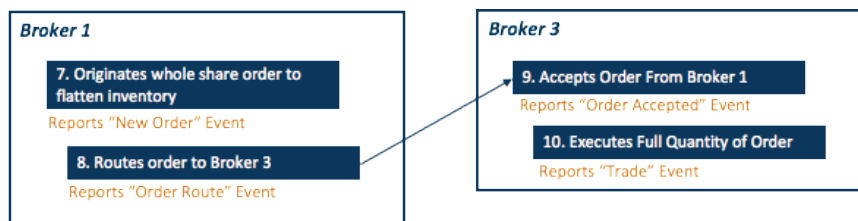
- The order created to acquire shares for all customers participating in the dividend reinvestment program (New Order event)
- The route of the order to Broker 2 (Order Route event)
- The allocation of shares to the participating customers (Post-Trade Allocation events)

Industry Member Broker 2 is required to report:

- The receipt of the order from Broker 1 (Order Accepted event)
- The execution of the order (Trade event)

The allocation of shares to Broker 1’s original customers is reportable by the firm performing the allocation, which is generally the clearing or self-clearing firm processing the allocation. In this scenario, Broker 1 is a self-clearing firm and has the obligation to report the allocation events to CAT.

Once the fractional inventory reaches a whole share threshold, Broker 1 would follow standard procedures for sales from proprietary accounts if actions were taken to flatten fractional share inventory.



Industry Member Broker 1 is required to report:

- The whole share order (New Order event)
- The route of the order to Broker 3 (Order Route event)

Industry Member Broker 3 is required to report:

- The receipt of the order from Broker 1 (Order Accepted event)
- The execution of the order (Trade event)

#	Step	Reported Event	Comments
1	Broker 1 aggregates the orders for DRIP participant customers into a single order	NA	
2	Broker 1 originates an order rounded up to the nearest whole share	<p><i>Broker 1 reports a <b>New Order event</b></i></p> <p>type: MENO  orderKeyDate: 20180424T000000  orderID: O11235  symbol: XYZ  eventTimestamp: 20180424T113018.543458  manualFlag: false  deptType: A  side: B  price: 10.00  quantity: 113  orderType: LMT  timeInForce: DAY=20180424  tradingSession: REG  handlingInstructions: DIV  custDspIntrFlag: false  firmDesignatedID: ID09876  accountHolderType: V  affiliateFlag: false  negotiatedTradeFlag: false  representativeInd: N</p>	The broker must populate a value of 'DIV' in the <i>handlingInstructions</i> field to indicate that the order is part of a Dividend Reinvestment acquisition

#	Step	Reported Event	Comments
3	Broker 1 routes the order to Broker 2	<p><i>Broker 1 reports an <b>Order Route event</b></i></p> <p>type: MEOR  orderKeyDate: 20180424T000000  orderID: O11235  symbol: XYZ  eventTimestamp: 20180424T113018.545458  manualFlag: false  senderIMID: 123:FRMA  destination: 456:FRMB  destinationType: F  routedOrderID: OBB12345  side: B  price: 10.00  quantity: 113  orderType: LMT  timeInForce: DAY=20180424  tradingSession: REG  affiliateFlag: false  isoInd: N  handlingInstructions: RAR</p>	<p>Since the values in the <i>handlingInstructions</i> field have not changed from the New Order to the Order Route, FRMA may populate 'RAR' in the <i>handlingInstructions</i> field indicating the order was "routed as received". Alternatively, firms have the option to re-state all <i>handlingInstructions</i> values.</p>
4	Broker 2 accepts the order from Broker 1	<p><i>Broker 2 reports an <b>Order Accepted event</b></i></p> <p>type: MEOA  orderKeyDate: 20180424T000000  orderID: O28765  symbol: XYZ  eventTimestamp: 20180424T113018.943458  manualFlag: false  receiverIMID: 456:FRMB  senderIMID: 123:FRMA  senderType: F  routedOrderID: OBB12345  affiliateFlag: false  deptType: T  side: B  price: 10.00  quantity: 113  orderType: LMT  timeInForce: DAY=20180424  tradingSession: REG  isoInd: NA</p>	

#	Step	Reported Event	Comments
		custDsplntrFlag: false	
5	Broker 2 executes the full quantity of order	<p><i>Broker 2 reports a <b>Trade event</b></i></p> <p>type: MEOT  tradeKeyDate: 20180424T000000  tradeID: BBB12345  symbol: XYZ  eventTimestamp:  20180424T113019.123456  manualFlag: false  cancelFlag: false  cancelTimestamp:  quantity: 113  price: 10.00  capacity: A  tapeTradeID: BAA89898  marketCenterID: DN  sideDetailsInd: NA  buyDetails:  orderKeyDate:  20180424T000000  orderID: O28765  side: B  sellDetails:  orderKeyDate:  20180424T000000  orderID: BO445  side: SL</p>	
6	Broker 1 allocates the shares to its customers	<p><i>Broker 1 reports <b>Post-Trade Allocation events</b></i></p> <p>type: MEPA  allocationKeyDate:  20180425T000000  allocationID: AL12345  symbol: XYZ  eventTimestamp:  20180425T173005.535456  quantity: 4.25  price: 10.00  side: B  firmDesignatedID: CUST1234  institutionFlag: false  tradeDate: 20180424  settlementDate: 20180425  allocationType: CUS</p>	<p>While Broker 1 may have allocated shares to numerous customers, only one allocation event is shown in this step for illustrative purposes.</p> <p>The <i>eventTimestamp</i> in the MEPA event represents the date/time the shares allocated are booked into the customer's/client's account.</p>

#	Step	Reported Event	Comments
		accountHolderType: I	
7	Broker 1 originates an order from its firm account to flatten its fractional share inventory	<p><i>Broker 1 reports a <b>New Order event</b></i></p> <p>type: MENO  orderKeyDate: 20180424T000000  orderID: OD56391  symbol: XYZ  eventTimestamp: 20180424T113015.123456  manualFlag: false  deptType: T  side: SL  price: 10.00  quantity: 1  orderType: LMT  timeInForce: DAY=20180424  tradingSession: REG  custDsplntrFlag: false  firmDesignatedID: DIVACC05  accountHolderType: P  affiliateFlag: false  negotiatedTradeFlag: false  representativeInd: N</p>	
8	Broker 1 routes the order to Broker 3	<p><i>Broker 1 reports an <b>Order Route event</b></i></p> <p>type: MEOR  orderKeyDate: 20180424T000000  orderID: OD56391  symbol: XYZ  eventTimestamp: 20180424T113015.125456  manualFlag: false  senderIMID: 123:FRMA  destination: 789:BROKER3  destinationType: F  routedOrderID: O23C565  side: SL  price: 10.00  quantity: 1  orderType: LMT  timeInForce: DAY=20180424  tradingSession: REG  affiliateFlag: false  isolnd: N</p>	

#	Step	Reported Event	Comments
9	Broker 3 accepts the order from Broker 1	<p><i>Broker 3 reports an <b>Order Accepted event</b></i></p> <p>type: MEOA  orderKeyDate: 20180424T000000  orderID: O31234  symbol: XYZ  eventTimestamp: 20180424T113015.135456  manualFlag: false  receiverIMID: 789:BROKER3  senderIMID: 123:FRMA  senderType: F  routedOrderID: O23C565  affiliateFlag: false  deptType: T  side: SL  price: 10.00  quantity: 1  orderType: LMT  timeInForce: DAY=20180424  tradingSession: REG  isolnd: NA  custDsplntrFlag: false</p>	
10	Broker 3 executes the full quantity of order	<p><i>Broker 3 reports a <b>Trade event</b></i></p> <p>type: MEOT  tradeKeyDate: 20180424T000000  tradeID: T1A0008  symbol: XYZ  eventTimestamp: 20180424T113015.235456  manualFlag: false  cancelFlag: false  cancelTimestamp:  quantity: 1  price: 10.00  capacity: A  tapeTradeID: ABC171722  marketCenterID: DN  sideDetailsInd: NA  buyDetails:  orderKeyDate: 20180424T000000  orderID: O45329  side: B  sellDetails:</p>	

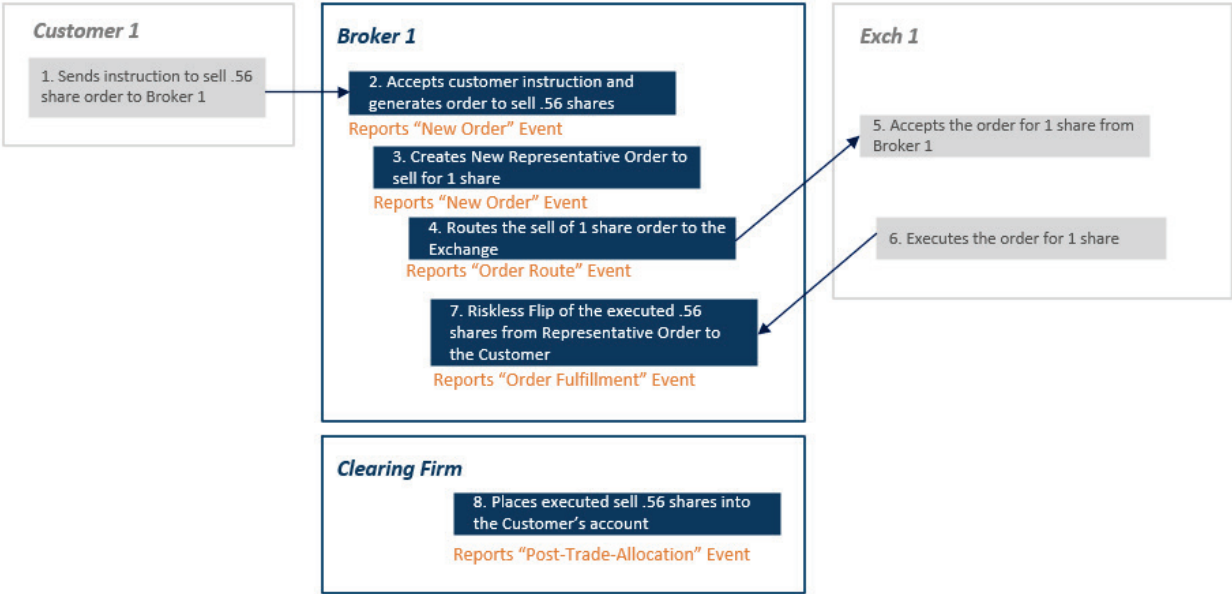


#	Step	Reported Event	Comments
		orderKeyDate: 20180424T000000 orderID: O31234 side: SL	

**2.14.6 Industry Member Receives an Order for Fractional Shares**

This scenario illustrates the CAT reporting requirements when an Industry Member receives a customer order for a fractional share.

In this scenario, an Industry Member receives a fractional share order from a customer. The Industry Member rounds the customer’s order up to the nearest whole share quantity and creates a representative order in a firm-owned account. The whole share quantity is routed to the exchange for execution. The clearing firm allocates the fractional share quantity to the customer and the remainder is allocated to the Industry Member’s inventory account.



Industry Member Broker 1 is required to report:

- The receipt of the customer’s fractional order (New Order event)
- The generation of a representative order for a full share quantity in a firm-owned account (New Order event)
- The route of the representative order to the exchange (Order Route event)
- The fill of the customer order at an average price (Order Fulfillment event)

The Clearing Firm is required to report:

- The allocation of the fractional shares to the customer (Post-Trade Allocation events)

If Industry Member Broker 1 generated a new order for the residual fractional share quantity, it also would be required to report a New Order event and an Order Fulfillment event for the proprietary order. Explicit linkage between the proprietary order and the representative order would be required through the *aggregatedOrders* field in the MENO for the representative order and the *firmDetails* in the MEOF representing the fill of the proprietary order. The Clearing Firm is not required to report the allocation of the whole share quantity to Industry Member Broker 1's firm-owned account or the remaining fractional share quantity to Industry Member Broker 1's inventory account, but may optionally report both allocations using the *allocationType* value of 'FRM'.

#	Step	Reported Event	Comments
1	Customer sends a Sell order with fractional shares to Broker 1	NA	
2	Broker 1 accepts the customer order for fractional shares	<p><b>Broker 1 reports a New Order event</b></p> <p>type: MENO  orderKeyDate: 2021025T000000  orderID: O12345  symbol: XYZ  eventTimestamp: 20211025T153035.234456  manualFlag: false  deptType: A  side: SL  price:  quantity: 0.56  orderType: MKT  timeInForce: DAY=20211025  tradingSession: REG  custDspIntrFlag: false  firmDesignatedID: INS001  accountHolderType: I  affiliateFlag: false  negotiatedTradeFlag: false  representativeInd: N</p>	
3	Broker 1 generates a representative order from its firm-owned account for one full	<p><b>Broker 1 reports a New Order event</b></p> <p>type: MENO</p>	The <i>representativeInd</i> field must be populated with a value of 'Y' to indicate that the order is a representative order, and

#	Step	Reported Event	Comments
	share	orderKeyDate: 20211025T000000 orderID: R04826 symbol: XYZ eventTimestamp: 20211025T153035.534456 manualFlag: false deptType: T side: SS price: quantity: 1 orderType: MKT timeInForce: DAY=20211025 tradingSession: REG custDspIntrFlag: false firmDesignatedID: AVG0123 accountHolderType: V affiliateFlag: false aggregatedOrders: O12345@20211025T000000@@ negotiatedTradeFlag: false representativeInd: Y	that explicit linkage is required.  The <i>aggregatedOrders</i> field must be populated.  In this scenario, Broker 1's firm-owned price account is selling short.
4	Broker 1 routes the representative order to exchange EXCH1	<i>Broker 1 reports an <b>Order Route event</b></i>  type: MEOR orderKeyDate: 20211025T000000 orderID: R04826 symbol: XYZ eventTimestamp: 20211025T153036.234556 manualFlag: false senderIMID: 123:FRMA destination: EXCH1 destinationType: E routedOrderID: XYZO555 session: s5 side: SS price: quantity: 1 orderType: MKT timeInForce: DAY=20211025 tradingSession: REG affiliateFlag: false	

#	Step	Reported Event	Comments
		isoInd: NA	
5	The Exchange accepts the order from Broker 1	<b>EXCH1 reports a Participant Order Accepted event</b>	
6	The Exchange executes the order	<b>EXCH1 reports a Participant Order Trade event</b>	
7	Broker 1 fills the customer order from its firm-owned account	<b>Broker 1 reports an Order Fulfillment event</b>  type: MEOF fillKeyDate: 20211025T000000 fulfillmentID: AAB1231 symbol: XYZ eventTimestamp: 20211025T153037.326456 manualFlag: false fulfillmentLinkType: Y quantity: 0.56 price: 10.00 capacity: R clientDetails: orderKeyDate: 20211025T000000 orderID: O12345 side: SL firmDetails: orderKeyDate: 20211025T000000 orderID: R04826 side: B	The fulfillmentLinkType field must be populated with a value of 'Y' to indicate that the order is a representative order, and that explicit linkage is required. firmDetails are required.
8	Clearing Firm allocates the fractional shares to its customer	<b>Clearing Firm reports a Post-Trade Allocation event</b>  type: MEPA allocationKeyDate: 20211026T000000 allocationID: AL12345 symbol: XYZ eventTimestamp: 20211026T220000 quantity: 0.56	The eventTimestamp in the MEPA event represents the date/time that the allocation was processed.  The Clearing Firm is not required to report the allocation of the whole share quantity to Industry Member Broker 1's firm-owned account or the remaining fractional share quantity to Industry Member Broker 1's inventory account, but may optionally report both

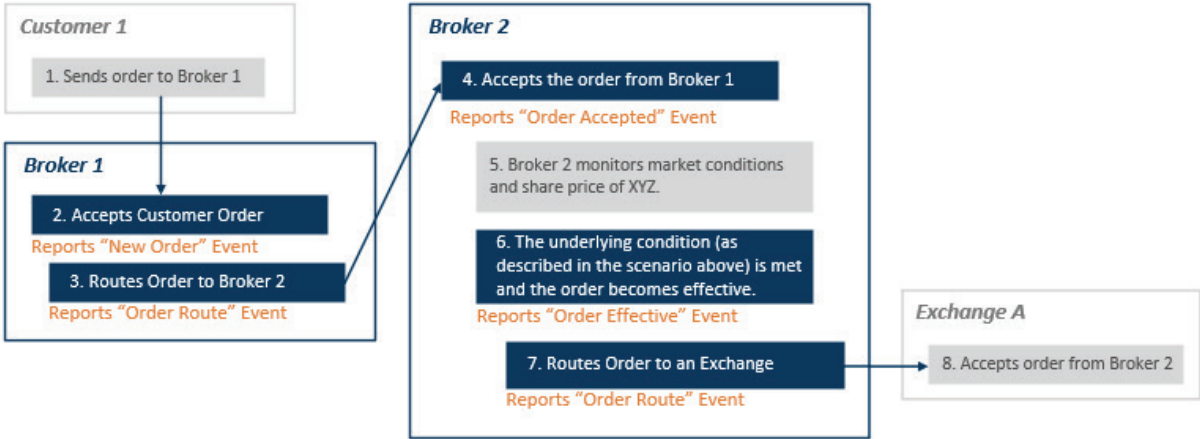
#	Step	Reported Event	Comments
		price: 10.00 side: SL firmDesignatedID: INS001 institutionFlag: false tradeDate: 20211025 settlementDate: 20211026 allocationType: CUS accountHolderType: I	allocations using the allocationType value of 'FRM'.

## 2.15 Stop and Conditional Order Scenarios

### 2.15.1 Stop Order

This scenario illustrates the CAT reporting requirements when a customer places a stop order, also referred to as a stop-loss order, with an Industry Member.

The customer places a GTC sell order and provides instructions to Industry Member Broker 1 specifying that, should the share price of XYZ fall below a predetermined level of \$35.00 (i.e., the stop price), the order should become immediately executable as a market order. Broker 1 then routes the order to Industry Member Broker 2. Broker 2 is holding the order at the time the stop price is reached and the condition is triggered and routes the order to an exchange for execution.



Industry Member Broker 1 is required to report:

- The receipt of the customer order (New Order event with applicable *handlingInstructions*)
- The route of the customer order to Broker 2 (Order Route event)

Industry Member Broker 2 is required to report:

- The receipt of the order from Broker 1 (Order Accepted event with applicable *handlingInstructions*)
- The time at which the stop price is hit, and the underlying condition of the order becomes effective (Order Effective event)
- The route of the customer order to the exchange (Order Route event)

If the order is received/originated or routed as a Stop order, the *orderType* field must be populated with a value of 'MKT'. If the order is received/originated or routed as a Stop Limit order, the *orderType* must be populated with a value of 'LMT', and the *price* field must be populated. Refer to [CAT FAQ B57](#) for additional information.

#	Step	Reported Event	Comments
1	Customer sends an order to Broker 1	NA	
2	Broker 1 accepts the customer order	<p><b>Broker 1 reports a New Order event</b></p> <p>type: MENO  orderKeyDate: 20180417T000000  orderID: O12321  symbol: XYZ  eventTimestamp: 20180417T143030.234456  manualFlag: false  deptType: A  side: SL  price:  quantity: 1000  orderType: MKT  timeInForce: GTC  tradingSession: REG  handlingInstructions: STOP=35.00  custDsplntrFlag: false  firmDesignatedID: IN004  accountHolderType: I  affiliateFlag: false  negotiatedTradeFlag: false  representativeInd: N</p>	Broker 1 is required to report a <i>handlingInstructions</i> value of 'STOP' (Stop Price) paired with a value representing the predetermined stop price (\$35.00).
3	Broker 1 routes the order to Broker 2	<p><b>Broker 1 reports an Order Route event</b></p> <p>type: MEOR  orderKeyDate: 20180417T000000  orderID: O12321  symbol: XYZ  eventTimestamp: 20180417T143030.534456  manualFlag: false</p>	

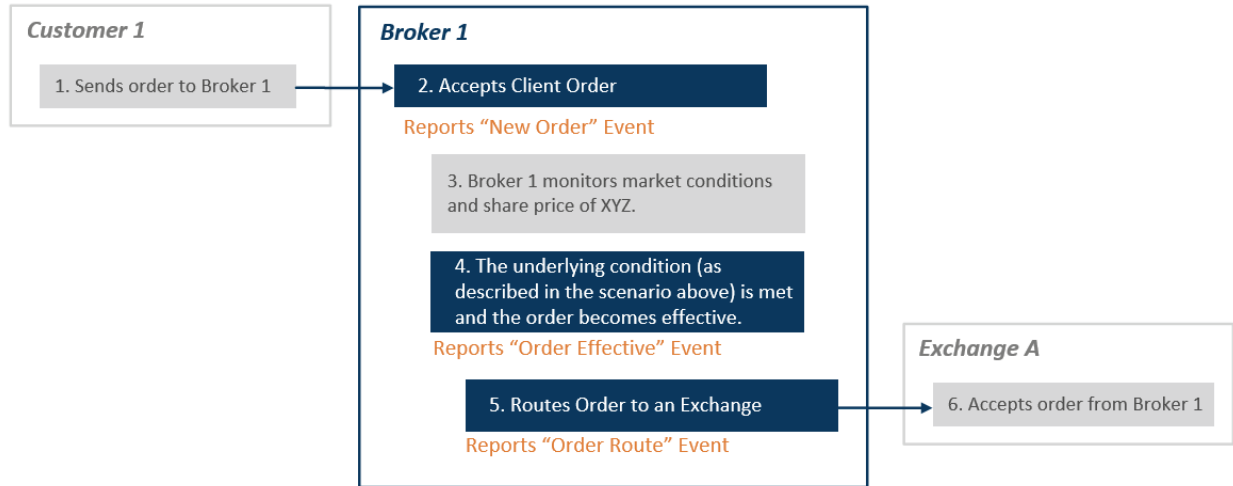
#	Step	Reported Event	Comments
		senderIMID: 123:FRMA destination: 456:FRMB destinationType: F routedOrderID: AO222 side: SL price: quantity: 1000 orderType: MKT timeInForce: GTC tradingSession: REG affiliateFlag: false isoInd: NA handlingInstructions: STOP=35.00	
4	Broker 2 accepts the order from Broker 1	<i>Broker 2 reports an <b>Order Accepted event</b></i>  type: MEOA orderKeyDate: 20180417T000000 orderID: O34567 symbol: XYZ eventTimestamp: 20180417T143030.534456 manualFlag: false receiverIMID: 456:FRMB senderIMID: 123:FRMA senderType: F routedOrderID: AO222 affiliateFlag: false deptType: A side: SL price: quantity: 1000 orderType: MKT timeInForce: GTC tradingSession: REG isoInd: NA custDspIntrFlag: false handlingInstructions: STOP=35.00	
5	Broker 2 monitors market conditions and share price of XYZ	NA	As long as the market price of XYZ advances, the stop is not triggered.
6	The underlying condition is met and the order becomes effective	<i>Broker 2 reports an <b>Order Effective event</b></i>  type: MEOE orderKeyDate: 20180417T000000 orderID: O45678	The market price for XYZ declines and hits or goes through the stop price (\$35.00), triggering a market order to sell the 1,000 shares of XYZ.

#	Step	Reported Event	Comments
		symbol: XYZ priorOrderKeyDate: 20180417T000000 priorOrderID: O34567 eventTimestamp: 20180417T153030.857389 side: SL price: quantity: 1000 orderType: MKT timeInForce: GTC	<p>If a new Order Key is assigned when the condition becomes effective, the Prior Order Key with <i>orderID</i> O34567 must be populated in the <i>priorOrderID</i> field. The Prior Order Key links the Order Effective event with the related New Order event.</p> <p>If no new Order Key is assigned, the Prior Order Key fields must be left blank, and the Order Effective event will be linked to the New Order event using the Order Key.</p> <p>The <i>eventTimestamp</i> must be populated with the time the stop was triggered and the order becomes effective.</p>
7	Broker 2 routes the order to Exchange	<i>Broker 2 reports an <b>Order Route event</b></i>  type: MEOR orderKeyDate: 20180417T000000 orderID: O45678 symbol: XYZ eventTimestamp: 20180417T153030.957389 manualFlag: false senderIMID: 456:FRMB destination: EXCH1 destinationType: E routedOrderID: AO123 session: s5 side: SL price: quantity: 1000 orderType: MKT timeInForce: GTC tradingSession: REG affiliateFlag: false isoInd: NA handlingInstructions:	
8	The Exchange accepts the order from Broker 1	<i>EXCH1 reports a Participant <b>Order Accepted event</b></i>	



### 2.15.2 Stop on Quote Order

This scenario illustrates the CAT reporting requirements when a customer places an order with an Industry Member and communicates instructions that a market order be triggered by a quotation at the stop price. The customer places a GTC sell order and provides instructions to Industry Member Broker 1 specifying that, should a quotation in XYZ appear at \$35.00 (i.e., the stop price), the order should become immediately executable as a market order. Broker 1 holds the order until the condition is triggered (i.e., a quotation at the stop price), at which point Broker 1 routes the order to an exchange for execution.



Industry Member Broker 1 is required to report:

- The receipt of the customer order (New Order event with applicable *handlingInstructions*)
- The time at which the stop price is hit, and the underlying condition of the order becomes effective (Order Effective event)
- The route of the customer order to the exchange (Order Route event)

If the order is received/originated or routed as a Stop on Quote order, the *orderType* field must be populated with a value of 'MKT'. If the order is received/originated or routed as a Stop Limit on Quote order, the *orderType* must be populated with a value of 'LMT', and the *price* field must be populated. Refer to [CAT FAQ B57](#) for additional information.

#	Step	Reported Event	Comments
1	Customer sends an order to Broker 1	NA	

#	Step	Reported Event	Comments
2	Broker 1 accepts the customer order	<p><b>Broker 1 reports a <i>New Order</i> event</b></p> <p>type: MENO  orderKeyDate: 20180417T000000  orderID: O12321  symbol: XYZ  eventTimestamp: 20180417T143030.234456  manualFlag: false  deptType: A  side: S  price:  quantity: 1000  orderType: MKT  timeInForce: GTC  tradingSession: REG  handlingInstructions: STOP=35.00 SOQ  custDsplntrFlag: false  firmDesignatedID: IN004  accountHolderType: I  affiliateFlag: false  negotiatedTradeFlag: false  representativeInd: N</p>	<p>Broker 1 is required to report a <i>handlingInstructions</i> value of 'STOP' (Stop Price) paired with a value representing the predetermined stop (i.e., \$35.00).</p> <p>A <i>handlingInstructions</i> value of 'SOQ' (Stop on Quote) must also be populated to indicate that a market order is triggered by a quotation at the stop price. If the order was a Stop Limit on Quote order, a <i>handlingInstructions</i> value of 'SLQ' would be populated instead of 'SOQ'.</p>
3	Broker 1 monitors market conditions and quotation activity in XYZ	NA	As long as the quotations in XYZ advance, the stop on quote is not triggered.
4	The underlying condition is met and the order becomes effective	<p><b>Broker 1 reports an <i>Order Effective</i> event</b></p> <p>type: MEOE  orderKeyDate: 20180417T000000  orderID: O12321  symbol: XYZ  priorOrderKeyDate:  priorOrderID:  eventTimestamp: 20180417T153030.957389  side: S  price:  quantity: 1000  orderType: MKT  timeInForce: GTC</p>	<p>The quotation prices in XYZ decline and hit or goes through the stop price (\$35.00), triggering a market order to sell the 1,000 shares of XYZ.</p> <p>If a new Order Key is assigned when the condition becomes effective, the Prior Order Key with <i>orderID</i> O12321 must be populated in the <i>priorOrderID</i> field. The Prior Order Key links the Order Effective event with the related New Order event.</p> <p>If no new Order Key is assigned, the Prior Order Key fields must be left blank, and the Order Effective event will be linked to the New Order event using the Order Key.</p> <p>The <i>eventTimestamp</i> must be populated with the time the stop was triggered and the order becomes effective.</p>

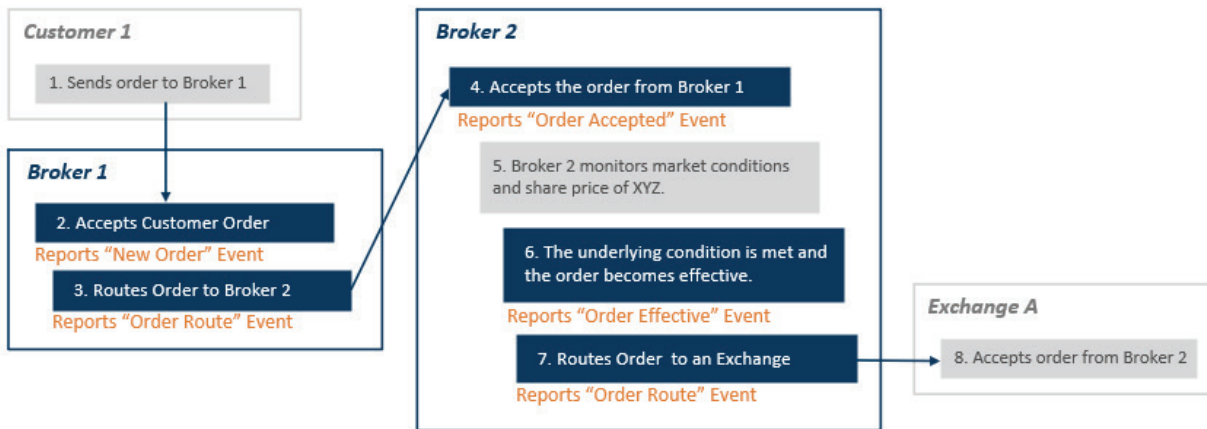
#	Step	Reported Event	Comments
5	Broker 1 routes the order to Exchange	<p><i>Broker 1 reports an <b>Order Route event</b></i></p> <p>type: MEOR  orderKeyDate: 20180417T000000  orderID: O12321  symbol: XYZ  eventTimestamp: 20180417T153030.957389  manualFlag: false  senderIMID: 123:FRMA  destination: EXCH1  destinationType: E  routedOrderID: AO123  session: s5  side: S  price:  quantity: 1000  orderType: MKT  timeInForce: GTC  tradingSession: REG  affiliateFlag: false  isoInd: NA  handlingInstructions:</p>	
6	The Exchange accepts the order from Broker 1	<p><i>EXCH1 reports a Participant <b>Order Accepted event</b></i></p>	

**2.15.3 Trailing Stop Order**

This scenario illustrates the CAT reporting requirements when a customer places a trailing stop order with Industry Member Broker 1, who routes the order to Broker 2 for further handling and execution. For the purposes of CAT reporting, a trailing stop order is defined as outlined in [FAQ B62](#).

In this scenario, a customer of Broker 1 places a GTC trailing stop sell order at 90% of the prevailing market price. Broker 1 routes the order to Broker 2. Broker 1 relies on Broker 2 to calculate the initial Trailing Stop price, which it determines upon receipt (i.e., initially, \$18.00). Broker 2 continuously recalculates the trailing stop price as appropriate, and the order is retained by Industry Member Broker 2 until the trailing stop price is triggered.

The price of XYZ advances to a high of \$30.00 per share, and the highest calculated trailing stop price is \$27.00 (i.e., market price of \$30.00 X 90%). The market price for XYZ subsequently declines and hits or go through the highest calculated trailing stop price (i.e. \$27.00), which triggers a market order to sell the 1,000 shares of XYZ. Once the limit order is triggered, Broker 2 routes the order to an exchange for execution.



Industry Member Broker 1 is required to report:

- The receipt of the customer order (New Order event with applicable *handlingInstructions*)
- The route of the customer order to Broker 2 (Order Route event with applicable *handlingInstructions*)

Industry Member Broker 2 is required to report:

- The receipt of the order from Broker 1 (Order Accepted event with applicable *handlingInstructions*)
- The time at which the stop price is hit, and the underlying condition of the order becomes effective (Order Effective event)
- The route of the customer order to the exchange (Order Route event)

If the order is received/originated or routed as a Trailing Stop order, the *orderType* field must be populated with a value of 'MKT'. If the order is received/originated or routed as a Trailing Stop Limit order, the *orderType* must be populated with a value of 'LMT', and the *price* field must be populated. While the scenario presented below is a Market Order, in Trailing Stop Limit orders the Limit price denoted in the *price* field and *triggerPrice* field may differ. Refer to [CAT FAQ B57](#) for additional information.

#	Step	Reported Event	Comments
1	Customer sends an order to Broker 1	NA	
2	Broker 1 accepts the customer order	<p><b>Broker 1 reports a <i>New Order</i> event</b></p> <p>type: MENO  orderKeyDate: 20180417T000000  orderID: O12321  symbol: XYZ</p>	<p>Broker 1 is required to populate a <i>handlingInstructions</i> value of 'TS' (Trailing Stop) to indicate that this is a trailing stop order.</p> <p>Broker 1 relies on Broker 2 to</p>

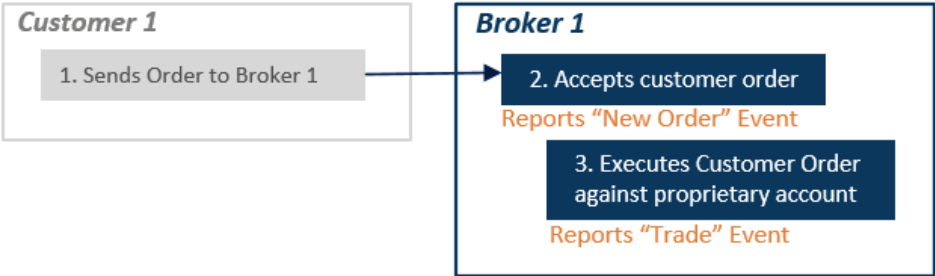
#	Step	Reported Event	Comments
		eventTimestamp: 20180417T143030.234456 manualFlag: false deptType: A side: S price: quantity: 1000 orderType: MKT timeInForce: GTC tradingSession: REG handlingInstructions: TS custDspIntrFlag: false firmDesignatedID: IN004 accountHolderType: I affiliateFlag: false negotiatedTradeFlag: false representativeInd: N	calculate the initial Trailing Stop price. Broker 1 relays that the calculation be determined at 90% of the prevailing market price. While this captured in Broker 1's books and records, it is not required to be reported to CAT.
3	Broker 1 routes the order to Broker 2	<i>Broker 1 reports an <b>Order Route event</b></i>  type: MEOR orderKeyDate: 20180417T000000 orderID: O12321 symbol: XYZ eventTimestamp: 20180417T143030.957389 manualFlag: false senderIMID: 123:FRMA destination: 456:FRMB destinationType: F routedOrderID: AO122 session: side: S price: quantity: 1000 orderType: MKT timeInForce: GTC tradingSession: REG affiliateFlag: false isoInd: NA handlingInstructions: TS	
4	Broker 2 accepts the order from Broker 1	<i>Broker 2 reports an <b>Order Accepted event</b></i>  type: MEOA orderKeyDate: 20180417T000000 orderID: O34567 symbol: XYZ eventTimestamp: 20180417T143030.957389 manualFlag: false receiverIMID: 456:FRMB	Upon receipt, Broker 2 determines the initial Trailing Stop calculation of 90% of the prevailing market price to be \$18.00. While this captured in Broker 2's books and records, it is not required to be reported to CAT.

#	Step	Reported Event	Comments
		senderIMID: 123:FRMA senderType: F routedOrderID: AO122 affiliateFlag: false deptType: A side: S price: quantity: 1000 orderType: MKT timeInForce: GTC tradingSession: REG isoInd: NA custDspIntrFlag: false handlingInstructions: TS	
5	Broker 2 monitors market conditions and share price of XYZ	NA	As the market price of XYZ advances, Broker 2 will continue to re-calculate the trailing stop price at 90% of market value. CAT does not require an Order Modified event to be reported each time Broker 2's system re-calculates the trailing stop price. However, Broker 2's system will need to retain the highest calculated trailing stop price.
6	The underlying condition is met and the order becomes effective	<i>Broker 2 reports an <b>Order Effective event</b></i> type: MEOE orderKeyDate: 20180417T000000 orderID: O12321 symbol: XYZ priorOrderKeyDate: priorOrderID: eventTimestamp: 20180417T153030.957389 side: S price: quantity: 1000 orderType: MKT timeInForce: GTC triggerPrice: 27.00	The market price for XYZ declines and hits or goes through the highest calculated trailing stop price (\$27.00), triggering a market order to sell the 1,000 shares of XYZ. Since the trigger price was not explicitly captured in the <i>handlingInstructions</i> field in the Order Accepted event, then the <i>triggerPrice</i> field must be populated on the Order Effective event. If a new Order Key is assigned when the condition becomes effective, the Prior Order Key with <i>orderID</i> O12321 must be populated in the <i>priorOrderID</i> field. The Prior Order Key links the Order Effective event with the related New Order event. If no new Order Key is assigned, the Prior Order Key fields must be left blank, and the Order Effective event will be linked to the New Order event using the Order Key.

#	Step	Reported Event	Comments
			The <i>eventTimestamp</i> must be populated with the time the stop was triggered and the order becomes effective.
7	Broker 2 routes the order to the Exchange	<p><b>Broker 2 reports an <i>Order Route</i> event</b></p> <p>type: MEOR  orderKeyDate: 20180417T000000  orderID: O12321  symbol: XYZ  eventTimestamp: 20180417T153030.957389  manualFlag: false  senderIMID: 123:FRMA  destination: EXCH1  destinationType: E  routedOrderID: AO123  session: s5  side: S  price:  quantity: 1000  orderType: MKT  timeInForce: GTC  tradingSession: REG  affiliateFlag: false  isoInd: NA</p>	
8	The Exchange accepts the order from Broker 1	<b>EXCH1 reports a Participant <i>Order Accepted</i> event</b>	

**2.15.4 Stop Stock Order**

In this scenario, an institutional customer places an order with Industry Member Broker 1, and the parties agree that the entire order will be executed at stop stock price or better. Broker 1 later executes the trade in an off-exchange transaction, filling the customer order from existing inventory held in a proprietary account at the stop stock price.



Industry Member Broker 1 is required to report:

- The receipt of the customer order (New Order event with applicable *handlingInstructions*)
- The execution of the customer order against its proprietary account (Trade event)

#	Step	Reported Event	Comments
1	Customer sends an order to Broker 1	NA	
2	Broker 1 accepts the customer order	<p><b>Broker 1 reports a <i>New Order event</i></b></p> <p>type: MENO  orderKeyDate: 20180417T000000  orderID: O12321  symbol: XYZ  eventTimestamp: 20180417T143030.234456  manualFlag: false  deptType: A  side: B  price: 8.64  quantity: 1000  orderType: LMT  timeInForce: GTC  tradingSession: REG  handlingInstructions: SW=8.64  custDsplntrFlag: false  firmDesignatedID: IN004  accountHolderType: A  affiliateFlag: false  negotiatedTradeFlag: false  representativeInd: N</p>	<p>Broker 1 is required to report a <i>handlingInstructions</i> value of 'SW' (Stop Stock Transaction) indicating that the order resulted from an agreement that it be executed at stop stock price or better. The SW <i>handlingInstructions</i> must be paired with a value representing the agreed upon price (\$8.64).</p>
3	Broker 1 executes the order against its own proprietary account	<p><b>Broker 1 reports a <i>Trade event</i></b></p> <p>type: MEOT  tradeKeyDate: 20180417T000000  tradeID: TXYZ555  symbol: XYZ  eventTimestamp: 20180417T153030.123456  manualFlag: false  cancelFlag: false  cancelTimestamp:  quantity: 1000  price: 8.64  capacity: P  tapeTradeID: TRF123  marketCenterID: D  sideDetailsInd: NA  buyDetails:</p>	<p>The <i>buyDetails</i> reflect the details of customer order O12321. The <i>sellDetails</i> capture the FDID of the firm proprietary account from which the customer order was filled.</p>



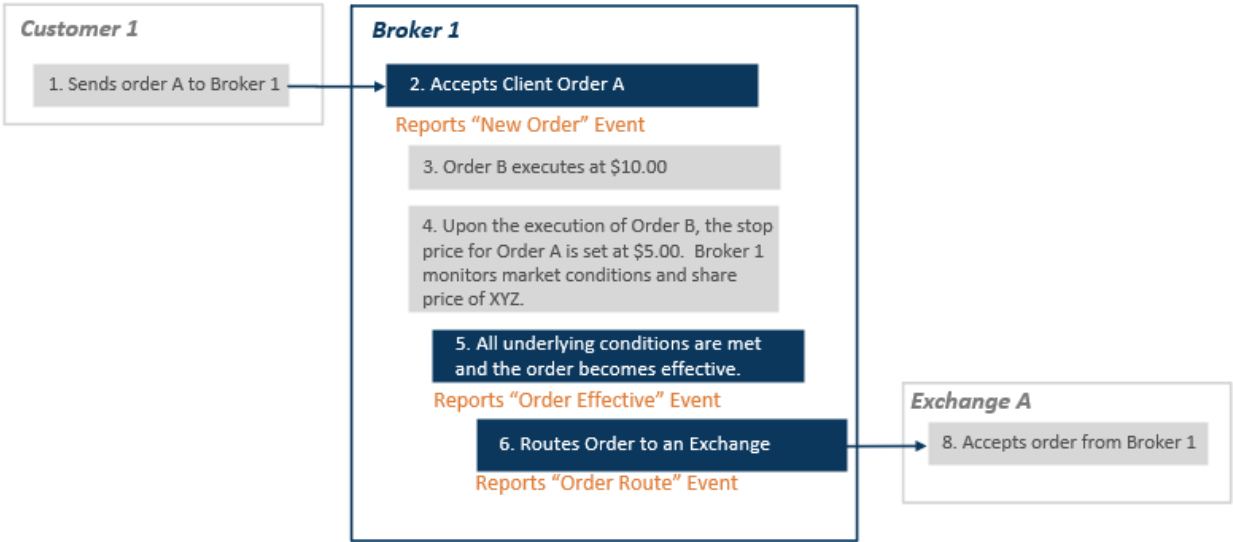
#	Step	Reported Event	Comments
		orderKeyDate: 20180417T000000 orderID: O12321 side: B sellDetails: side: SL firmDesignatedID: PROP123 accountHolderType: P	

**2.15.5 Stop Price is Based on Underlying Condition**

This scenario illustrates the CAT reporting requirements when a customer places a conditional order that has multiple underlying conditions.

In this example, the customer places a conditional stop order to sell 100 shares of security XYZ (Order A) with Industry Member Broker 1. The customer provides instructions specifying that the stop price for Order A be determined upon the execution of a separate order in security ABC (Order B).

This scenario addresses the CAT Reporting requirements for Order A. Unlike other stop scenarios (Such as Scenario 2.15.1) where the stop price was known at the time of order receipt, the stop price for Order A is unknown because it is based on an underlying condition (e.g., the execution of Order B). Upon receipt of Order A, Broker 1 reports a New Order event with *handlingInstructions* of 'CND' (Conditional Order) and 'STOPF' (Stop Formula). The 'STOPF' *handlingInstructions* value denotes that the stop price of the order is not known at the time of order receipt, as it is based on a formula. Broker 1 is holding the order at the time all underlying conditions of the order are met (execution of Order B and the stop being triggered), at which point Broker 1 routes the order to an exchange for execution.



Industry Member Broker 1 is required to report:

- The receipt of the customer order (New Order event with applicable *handlingInstructions*)
- All conditions are met, and the order becomes effective (Order Effective event)
- The route of the customer order to the exchange (Order Route event)

If the order is received/originated or routed as a Stop order, the *orderType* field must be populated with a value of 'MKT'. If the order is received/originated or routed as a Stop Limit order, the *orderType* must be populated with a value of 'LMT', and the *price* field must be populated. Refer to [CAT FAQ B57](#) for additional information.

Since Broker 1 is holding the order at the time that all underlying conditions are met such that the order becomes and remains effective, Broker 1 will be required to report an Order Effective event to CAT. Refer to CAT [FAQ B67](#) for additional information.

#	Step	Reported Event	Comments
1	Customer sends an order to Broker 1 (Order A).	NA	The customer provides instructions that Order A is conditional upon the execution of Order B, at which point Order A's stop price is set at \$5.00 below the execution price of Order B.
2	Broker 1 accepts the customer order	<p><b>Broker 1 reports a <i>New Order event</i></b></p> <p>type: MENO  orderKeyDate: 20180417T000000  orderID: O12321  symbol: XYZ  eventTimestamp: 20180417T143030.234456  manualFlag: false  deptType: A  side: S  price:  quantity: 100  orderType: MKT  timeInForce: GTC  tradingSession: REG  handlingInstructions: CND STOPF  custDsplntrFlag: false  firmDesignatedID: IN004  accountHolderType: I  affiliateFlag: false  negotiatedTradeFlag: false  representativeInd: N</p>	Broker 1 is required to report a <i>handlingInstructions</i> values of 'CND' (Conditional Order) and 'STOPF' (Stop Formula). The 'CND' instruction denotes that Order A is conditional on another order (Order B). The 'STOPF' instruction indicates that this order is a stop order, but that the stop price is unknown at the time of order receipt.
3	Order B executes at \$10.00.	NA	Broker 1 would be obligated to report all relevant CAT reportable events for Order B. This scenario addresses the

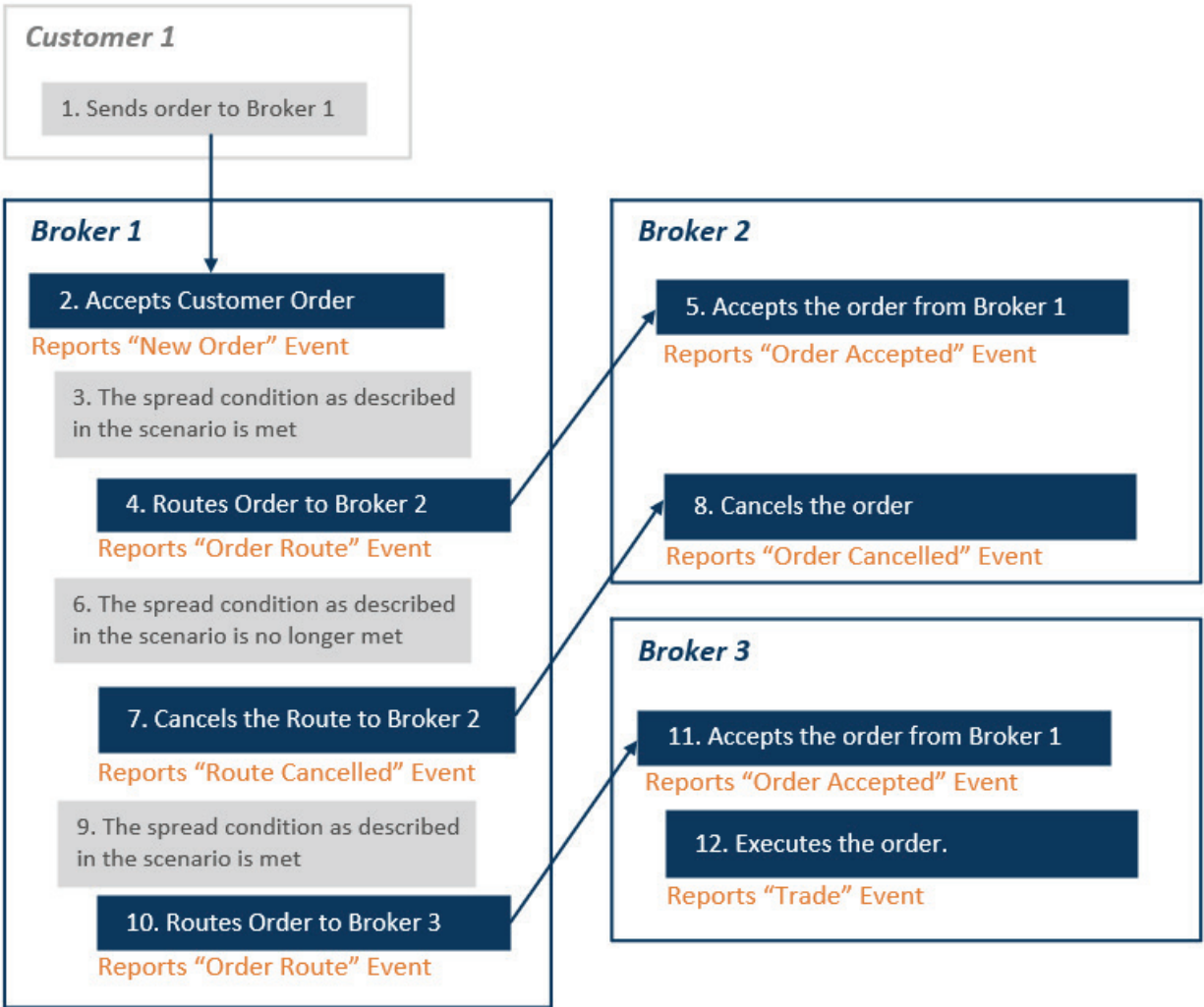
#	Step	Reported Event	Comments
			CAT Reporting requirements for Order A.
4	Upon the execution of Order B, the stop price for Order A is set at \$5.00. Broker 1 monitors market conditions and share price of XYZ	NA	As long as the market price of XYZ advances, the stop is not triggered.  Broker 1 is not required to report to CAT when the stop price for Order A is determined, as the stop has not been triggered.
5	All underlying conditions are met and the order becomes effective	<b>Broker 1 reports an <i>Order Effective event</i></b>  type: MEOE orderKeyDate: 20180417T000000 orderID: O12321 symbol: XYZ priorOrderKeyDate: priorOrderID: eventTimestamp: 20180417T153030.857389 side: S price: quantity: 100 orderType: MKT timeInForce: GTC triggerPrice: 5.00	Broker 1 is required to report an Order Effective event when <i>all</i> underlying conditions are met such that the order becomes and remains effective.  The market price for XYZ declines and hits or goes through the stop price (\$5.00), triggering a market order to sell 100 shares of XYZ.  If a new Order Key is assigned when the condition becomes effective, the Prior Order Key with <i>orderID</i> O12321 must be populated in the <i>priorOrderID</i> field. The Prior Order Key links the Order Effective event with the related New Order event.  If no new Order Key is assigned, the Prior Order Key fields must be left blank, and the Order Effective event will be linked to the New Order event using the Order Key.  The <i>eventTimestamp</i> must be populated with the time that all underlying conditions were met (e.g., the execution of Order B and the stop being triggered) and the order becomes effective.  Since the trigger price was not explicitly captured in the <i>handlingInstructions</i> field in the New Order event, then the <i>triggerPrice</i> field must be populated on the Order Effective event.
6	Broker 1 routes the order to Exchange	<b>Broker 1 reports an <i>Order Route event</i></b>  type: MEOR orderKeyDate: 20180417T000000 orderID: O12321	

#	Step	Reported Event	Comments
		symbol: XYZ eventTimestamp: 20180417T153030.957389 manualFlag: false senderIMID: 456:FRMA destination: EXCH1 destinationType: E routedOrderID: AO123 session: s5 side: S price: quantity: 100 orderType: MKT timeInForce: GTC tradingSession: REG affiliateFlag: false isoInd: NA handlingInstructions:	
7	The Exchange accepts the order from Broker 1	<i>EXCH1 reports a Participant <b>Order Accepted</b> event</i>	

**2.15.6 Order Contingent on Spread Condition**

This scenario illustrates the CAT reporting requirements when a customer places an order with a spread condition such that order becomes activated or inactivated multiple times throughout the day.

In this example, the customer places an order to sell 500 shares of security XYZ with Industry Member Broker 1. The customer provides instructions specifying that the order be acted upon only when the market price of security XYZ is within a \$10.00 spread from the market price of security ABC. When these spread conditions are met (e.g., the market price of security XYZ is within a \$10.00 spread from the market price of security ABC), Broker 1 routes the order to Industry Member Broker 2. When these spread conditions are no longer active (e.g., the market price of security XYZ exceeds a \$10.00 spread from the market price of security ABC), Broker 1 cancels route to Broker 2. Later that day, the market price of security XYZ returns to being within a \$10.00 spread from the market price of security ABC, at which point Broker 1 routes the order to Industry Member Broker 3 where the order is executed.



Industry Member Broker 1 is required to report:

- The receipt of the customer order (New Order event)
- The initial route of the customer order to Broker 2 when the spread conditions are initially met (Order Route event)
- The cancellation of the route to Broker 2 (Route Cancelled event)
- The route of the customer order to Broker 3 when the spread conditions are subsequently met (Order Route event)

Industry Member Broker 2 is required to report:

- The initial receipt of the order from Broker 1 (Order Accepted event)
- The cancellation of the order received from Broker 1 (Order Cancelled event)

Industry Member Broker 3 is required to report:

- The receipt of the order from Broker 1 (Order Accepted event)
- The execution of Broker 1's order (Trade event)

Although Broker 1 cancelled the route that was sent to Broker 2, the customer order remained open in Broker 1's books and records. Therefore, Broker 1 is required to report the cancellation of the route that was sent to Broker 2. This guidance would also apply if Broker 1 routed the order to an exchange as opposed to another broker-dealer. Since the order in Broker 2's books and records is fully cancelled, Broker 2 is required to report the cancellation of the order they received from Broker 1 to CAT.

#	Step	Reported Event	Comments
1	Customer sends an order to Broker 1	NA	The customer provides instructions specifying that the order be acted upon only when the market price of security XYZ is within a \$10.00 spread from the market price of security ABC.
2	Broker 1 accepts the customer order	<p><i>Broker 1 reports a <b>New Order event</b></i></p> <p>type: MENO  orderKeyDate: 20180417T000000  orderID: O23456  symbol: XYZ  eventTimestamp: 20180417T143035.123456  manualFlag: false  deptType: A  side: S  price:  quantity: 500  orderType: MKT  timeInForce: GTC  tradingSession: REG  handlingInstructions: CSC  custDsplntrFlag: false  firmDesignatedID: INS001  accountHolderType: I  affiliateFlag: false  negotiatedTradeFlag: false  representativeInd: N</p>	Broker 1 is required to report a <i>handlingInstructions</i> value of 'CSC' (Contingent on Spread Condition) denoting the spread condition, which may cause the order to become active or inactive multiple times throughout the day.
3	The spread condition is met (e.g., the market price of security XYZ is within a \$10.00 spread from the market price of security ABC).	NA	Broker 1 is <b>not</b> required to report an Order Effective event to CAT. The Order Effective event must <b>not</b> be used in instances when an order has conditions that can be become activated and inactivated multiple times throughout the day, such as the spread condition in this scenario. Refer to <a href="#">CAT FAQ B66</a> for additional

#	Step	Reported Event	Comments
4	Broker 1 routes the order to Broker 2	<p><i>Broker 1 reports an <b>Order Route event</b></i></p> <p>type: MEOR  orderKeyDate: 20180417T000000  orderID: O23456  symbol: XYZ  eventTimestamp:  20180417T153035.123456  manualFlag: false  senderIMID: 123:FRMA  destination: 456:FRMB  destinationType: F  routedOrderID: XYZO555  session:  side: S  price:  quantity: 500  orderType: MKT  timeInForce: GTC  tradingSession: REG  affiliateFlag: false  isoInd: NA  handlingInstructions:</p>	information.
5	Broker 2 accepts the order from Broker 1	<p><i>Broker 2 reports an <b>Order Accepted event</b></i></p> <p>type: MEOA  orderKeyDate: 20180417T000000  orderID: O34567  symbol: XYZ  eventTimestamp:  20180417T153035.123456  manualFlag: false  receiverIMID: 456:FRMB  senderIMID: 123:FRMA  senderType: F  routedOrderID: XYZO555  affiliateFlag: false  deptType: A  side: S  price:  quantity: 500  orderType: MKT  timeInForce: GTC  tradingSession: REG</p>	

#	Step	Reported Event	Comments
		isoInd: NA custDsplIntrFlag: false handlingInstructions:	
6	The spread condition is no longer met (e.g., the market price of security XYZ is <b>not</b> within a \$10.00 spread from the market price of security ABC).	NA	
7	Broker 1 cancels the route to Broker 2	<b>Broker 2 reports a Route Cancelled event</b> type: MECR orderKeyDate: 20180417T000000 orderID: O23456 symbol: XYZ eventTimestamp: 20180417T153035.223456 manualFlag: false cancelQty: 500 senderIMID: 123:FRMA destination: 456:FRMB destinationType: F routedOrderID: XYZO555 session: multiLegInd: false	The <i>eventTimestamp</i> is the time that the route cancellation was confirmed.
8	Broker 2 receives the cancellation request from Broker 1 and cancels the order.	<b>Broker 2 reports an Order Cancelled event</b> type: MEOC orderKeyDate: 20180417T000000 orderID: O34567 symbol: XYZ eventTimestamp: 20180417T153535.983751 manualFlag: false cancelQty: 500 leavesQty: 0 initiator: C requestTimestamp: 20180417T153535.983751	In this example, the <i>eventTimestamp</i> reflects the time that the cancellation was confirmed, which is the same time as the receipt of the request from Broker 2.  In this example, the receipt time of the customer request is captured in the <i>requestTimestamp</i> field on the Order Modified event. Broker 2 may alternatively capture the request time using a separate Order Cancel Request event.
9	The spread condition is met (e.g., the market price of security XYZ is within a \$10.00 spread from the market price of		Broker 1 is <b>not</b> required to report an Order Effective event to CAT. The Order Effective event must <b>not</b> be used in instances when an order has conditions that can become activated and inactivated multiple times



#	Step	Reported Event	Comments
	security ABC).		throughout the day, such as the spread condition in this scenario. Refer to <a href="#">CAT FAQ B66</a> for additional information.
10	Broker 1 routes the order to Broker 3	<p><i>Broker 1 reports an <b>Order Route event</b></i></p> <p>type: MEOR  orderKeyDate: 20180417T000000  orderID: O23456  symbol: XYZ  eventTimestamp: 20180417T154220.145092  manualFlag: false  senderIMID: 123:FRMA  destination: 987:FRMC  destinationType: F  routedOrderID: XYZO560  session:  side: S  price:  quantity: 500  orderType: MKT  timeInForce: GTC  tradingSession: REG  affiliateFlag: false  isoInd: NA  handlingInstructions:</p>	
11	Broker 3 accepts the order from Broker 1	<p><i>Broker 3 reports an <b>Order Accepted event</b></i></p> <p>type: MEOA  orderKeyDate: 20180417T000000  orderID: O6789  symbol: XYZ  eventTimestamp: 20180417T154220.145092  manualFlag: false  receiverIMID: 987:FRMC  senderIMID: 123:FRMA  senderType: F  routedOrderID: XYZO560  affiliateFlag: false  deptType: A  side: S  price:  quantity: 500  orderType: MKT</p>	

#	Step	Reported Event	Comments
		timeInForce: GTC tradingSession: REG isoInd: NA handlingInstructions: custDsplntrFlag: false	
12	Broker 3 executes the order	<b>Broker 3 reports a Trade event</b>  type: MEOT tradeKeyDate: 20180417T000000 tradeID: TXYZ124 symbol: XYZ eventTimestamp: 20180417T154620.234456 manualFlag: false cancelFlag: false cancelTimestamp: quantity: 500 price: 20.00 capacity: P tapeTradeID: TRF123 marketCenterID: DN sideDetailsInd: NA buyDetails: orderKeyDate: 20180417T000000 orderID: O6789 side: SL sellDetails: side: B firmDesignatedID: PROP123 accountHolderType: P	The <i>sellDetails</i> reflect the details of customer order O6789. The <i>sellDetails</i> capture the FDID of the firm proprietary account from which the customer order was filled.

## 2.16 RFQ and Solicitation Response Scenarios

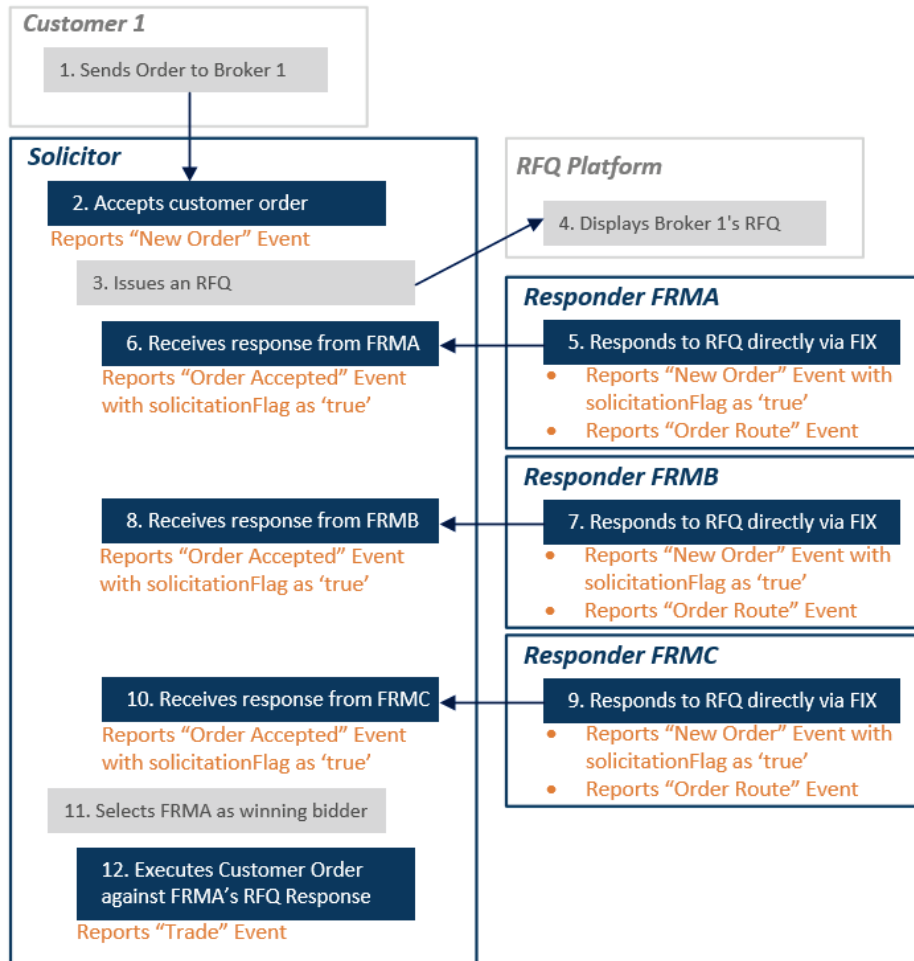
This section illustrates the CAT reporting requirements for responses to RFQs (Request for Quote) and other forms of solicitation. Refer to [Section 3.7](#) for Options RFQ and Solicitation Response scenarios.

### 2.16.1 Response to RFQ is Sent Electronically and is Executed by the Solicitor

This scenario illustrates the CAT reporting requirements when an Industry Member issues an RFQ through an RFQ platform. In this scenario, multiple Industry Members respond to the RFQ by sending FIX messages directly to the requesting Industry Member that are immediately actionable. Upon selection of a response (either by the trader or automatically by the IM's trading system), the Solicitor executes the

order for the selected response against the customer order without any further action required by the winning bidder.

This RFQ Response is sent as an order, and is immediately actionable, which is in contrast to other RFQ response flows sent via RFQ platforms, which are depicted from Scenarios 2.16.5 thru 2.16.9, and 3.7.8.



Each Responder is required to report the following:

- The origination of the RFQ Response (New Order event with the *solicitationFlag* set to 'true' and the *RFQID* populated)
- The route of the RFQ Response to The Solicitor (Order Route event)

The Solicitor is required to report the following:

- The receipt of a customer order (New Order event)
- The receipt of each RFQ response (Order Accepted event with *solicitationFlag* set to 'true')
- The execution of the customer order against the selected response (Trade event)

While Industry Members are not required to report RFQs or other forms of solicitation to CAT, Industry Members are required to report responses to RFQs and other forms of solicitation as described in [CAT FAQ B45](#). Responses communicated in standard electronic format (i.e. FIX) that are immediately actionable are reportable by both the Industry Member issuing the RFQ or solicitation (“the Solicitor”) and the Industry Member responding to the RFQ or solicitation (“the Responder”), including responses that were not ultimately selected.

#	Step	Reported Event	Comments
1	The Solicitor FRMS receives a customer order	<p><i>Solicitor FRMS reports a <b>New Order event</b></i></p> <p>type: MENO  orderKeyDate: 20180417T000000  orderID: C56743  symbol: XYZ  eventTimestamp: 20180417T153033.234456  manualFlag: false  deptType: T  solicitationFlag: false  RFQID:  side: B  price: 10.00  quantity: 1000  orderType: LMT  timeInForce: DAY=20180417  tradingSession: REG  custDsplIntrFlag: false  firmDesignatedID: CUST1234  accountHolderType: A  affiliateFlag: false  negotiatedTradeFlag: false  representativeInd: N</p>	
2	The Solicitor issues an RFQ through an RFQ platform	N/A	Industry Members are not required to report RFQs or other forms of solicitation to CAT.
3	Responder FRMA originates and routes an RFQ Response to the Solicitor	<p><i>Responder FRMA reports a <b>New Order event and an Order Route event</b></i></p> <p><b>New Order event</b>  type: MENO  orderKeyDate: 20180417T000000  orderID: RFQR1234</p>	In its New Order event, FRMA must populate the <i>solicitationFlag</i> as ‘true’. In this example, the RFQID is available and must be populated by FRMA.

#	Step	Reported Event	Comments
		<p>symbol: XYZ  eventTimestamp:  20180417T153030.234456  manualFlag: false  deptType: A  solicitationFlag: true  RFQID: RFQ65432  side: SL  price: 10.00  quantity: 1000  orderType: LMT  timeInForce: DAY=20180417  tradingSession: REG  custDsplntrFlag: false  firmDesignatedID: FRMA1235  accountHolderType: A  affiliateFlag: false  negotiatedTradeFlag: false  representativeInd: N</p> <p><b>Order Route event</b>  type: MEOR  orderKeyDate: 20180417T000000  orderID: RFQR1234  symbol: XYZ  eventTimestamp:  20180417T153030.234456  manualFlag: false  senderIMID: FRMA  destination: FRMS  destinationType: F  routedOrderID: AO222  side: SL  price: 10.00  quantity: 1000  orderType: LMT  timeInForce: DAY=20180417  tradingSession: REG  affiliateFlag: false  isoInd: NA</p>	
4	The Solicitor receives the RFQ Response from FRMA	<p><i>Solicitor FRMS reports an <b>Order Accepted event</b></i></p> <p>type: MEOA  orderKeyDate: 20180417T000000  orderID: O1234  symbol: XYZ</p>	In its Order Accepted event, FRMS must populate the <i>solicitationFlag</i> as 'true'.

#	Step	Reported Event	Comments
		eventTimestamp: 20180417T153030.234456 manualFlag: false receiverIMID: FRMS senderIMID: FRMA senderType: F routedOrderID: AO222 affiliateFlag: false deptType: T side: SL price: 10.00 quantity: 1000 orderType: LMT timeInForce: DAY=20180417 tradingSession: REG isoInd: NA custDspIntrFlag: false solicitationFlag: true	
5	Responder FRMB originates and routes an RFQ Response to the Solicitor	<i>Responder FRMB reports a <b>New Order event</b> and an <b>Order Route event</b></i>  <b>New Order event</b> type: MENO orderKeyDate: 20180417T000000 orderID: RFQR2345 symbol: XYZ eventTimestamp: 20180417T153033.234456 manualFlag: false deptType: A solicitationFlag: true RFQID: RFQ65432 side: SL price: 10.01 quantity: 1000 orderType: LMT timeInForce: DAY=20180417 tradingSession: REG custDspIntrFlag: false firmDesignatedID: FRMB9876 accountHolderType: A affiliateFlag: false negotiatedTradeFlag: false representativeInd: N	In its New Order event, FRMB must populate the <i>solicitationFlag</i> as 'true'. In this example, the RFQID is available and must be populated by FRMB.

#	Step	Reported Event	Comments
		<p><b>Order Route event</b>  type: MEOR  orderKeyDate: 20180417T000000  orderID: RFQR2345  symbol: XYZ  eventTimestamp:  20180417T153033.234456  manualFlag: false  senderIMID: FRMB  destination: FRMS  destinationType: F  routedOrderID: AO224  side: SL  price: 10.01  quantity: 1000  orderType: LMT  timeInForce: DAY=20180417  tradingSession: REG  affiliateFlag: false  isoInd: NA</p>	
6	The Solicitor receives the RFQ Response from FRMB	<p><b>Solicitor FRMS reports an Order Accepted event</b>  type: MEOA  orderKeyDate: 20180417T000000  orderID: O3456  symbol: XYZ  eventTimestamp:  20180417T153033.234456  manualFlag: false  receiverIMID: FRMS  senderIMID: FRMB  senderType: F  routedOrderID: AO224  affiliateFlag: false  deptType: T  side: SL  price: 10.01  quantity: 1000  orderType: LMT  timeInForce: DAY=20180417  tradingSession: REG  isoInd: NA  custDspIntrFlag: false  solicitationFlag: true</p>	In its Order Accepted event, FRMS must populate the <i>solicitationFlag</i> as 'true'.

#	Step	Reported Event	Comments
7	Responder FRMC originates and routes an RFQ Response to the Solicitor	<p><i>Responder FRMC reports a <b>New Order event</b> and an <b>Order Route event</b></i></p> <p><b>New Order event</b>  type: MENO  orderKeyDate: 20180417T000000  orderID: RFQR4567  symbol: XYZ  eventTimestamp: 20180417T153035.234456  manualFlag: false  deptType: A  solicitationFlag: true  RFQID: RFQ65432  side: SL  price: 10.02  quantity: 1000  orderType: LMT  timeInForce: DAY=20180417  tradingSession: REG  custDspIntrFlag: false  firmDesignatedID: FRMC6758  accountHolderType: A  affiliateFlag: false  negotiatedTradeFlag: false  representativeInd: N</p> <p><b>Order Route event</b>  type: MEOR  orderKeyDate: 20180417T000000  orderID: RFQR4567  symbol: XYZ  eventTimestamp: 20180417T153035.234456  manualFlag: false  senderIMID: FRMC  destination: FRMS  destinationType: F  routedOrderID: AO226  side: SL  price: 10.02  quantity: 1000  orderType: LMT  timeInForce: DAY=20180417  tradingSession: REG  affiliateFlag: false  isoInd: NA</p>	In its New Order event, FRMC must populate the <i>solicitationFlag</i> as 'true'. In this example, the RFQID is available and must be populated by FRMA.

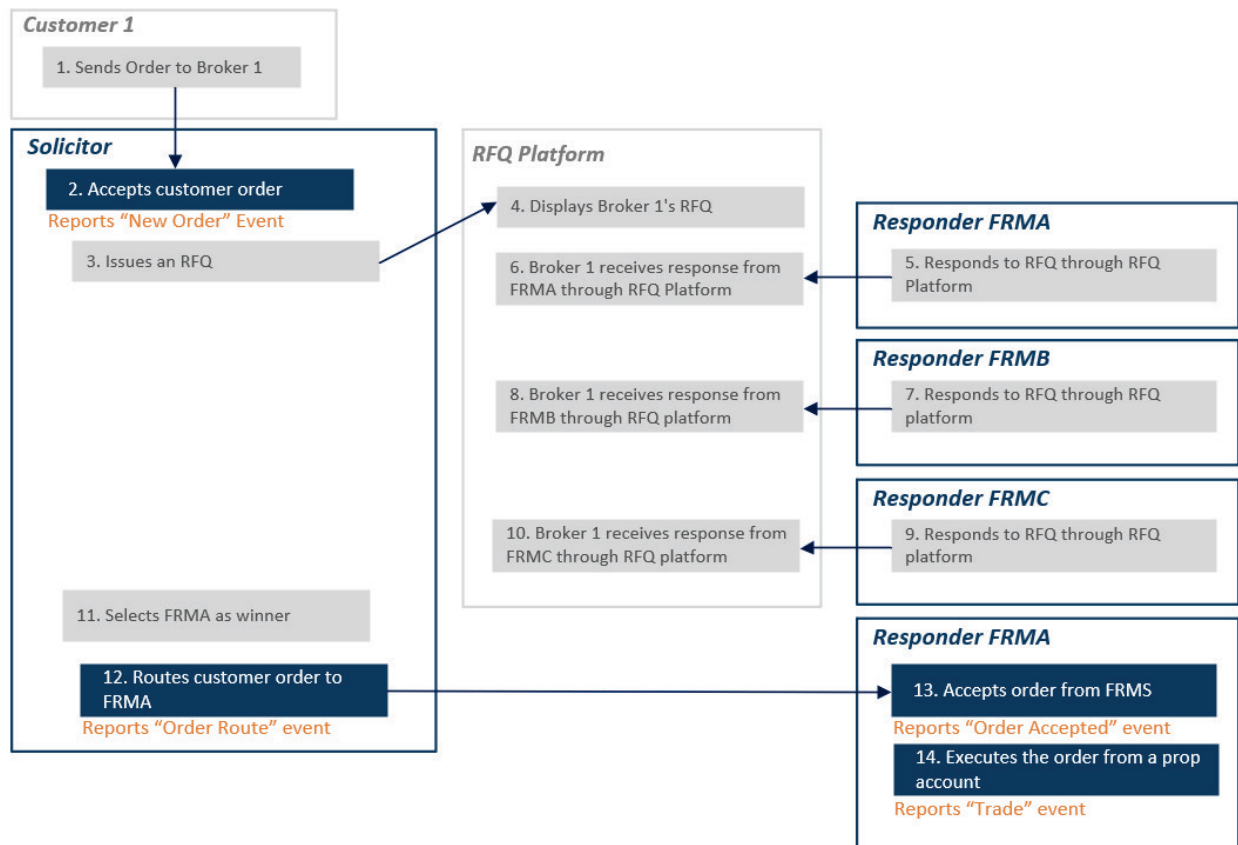


#	Step	Reported Event	Comments
8	The Solicitor receives the RFQ Response from FRMC	<p><i>Solicitor FRMS reports an <b>Order Accepted event</b></i></p> <p>type: MEOA  orderKeyDate: 20180417T000000  orderID: O6789  symbol: XYZ  eventTimestamp: 20180417T153035.234456  manualFlag: false  receiverIMID: FRMS  senderIMID: FRMC  senderType: F  routedOrderID: AO226  affiliateFlag: false  deptType: T  side: SL  price: 10.02  quantity: 1000  orderType: LMT  timeInForce: DAY=20180417  tradingSession: REG  isoInd: NA  custDsplntrFlag: false  solicitationFlag: true</p>	In its Order Accepted event, FRMS must populate the <i>solicitationFlag</i> as 'true'.
9	The Solicitor executes the order from FRMA against the original customer order	<p><i>The Solicitor reports a <b>Trade event</b></i></p> <p>type: MEOT  tradeKeyDate: 20180417T000000  tradeID: TXYZ124  symbol: XYZ  eventTimestamp: 20180417T153036.234456  manualFlag: false  cancelFlag: false  cancelTimestamp:  quantity: 1000  price: 10.00  capacity: A  tapeTradeID: TRF123  marketCenterID: DN  sideDetailsInd: NA  buyDetails:  orderKeyDate:  20180417T000000</p>	

#	Step	Reported Event	Comments
		orderID: C56743 side: B sellDetails: orderKeyDate: 20180417T000000 orderID: O1234 side: SL	

### 2.16.2 Response to RFQ is Sent Through an RFQ Platform, and the Solicitor Routes the Customer Order to the Winning Bidder

This scenario illustrates the CAT reporting requirements when an Industry Member issues an RFQ and receives multiple responses through an RFQ platform that is not part of the Industry Member's OMS/EMS and are not immediately actionable. Upon selection of a response, the Industry Member routes the customer order to the winner.



The Solicitor is required to report the following:

- The receipt of a customer order (New Order event)

- The route of the customer order to the winning Responder (Order Route event)

The selected Responder is required to report the following:

- The receipt of the order from the Solicitor (Order Accepted event)
- Execution of the customer order from a prop account (Trade event)

Responses to RFQs issued on an RFQ platform are reportable to CAT if the response is communicated to the Industry Member in standard electronic format (i.e. FIX), and the response is immediately actionable. However, responses to RFQs or other forms of solicitation that are communicated in standard electronic format or are not immediately actionable are not required to be reported to CAT in Phase 2d. However, this activity is expected to be required beginning on August 1, 2026.<sup>3</sup>

In this scenario, further action is required upon selection of a winning response before the order can be executed. Therefore, the RFQ responses are not reportable to CAT in Phase 2d.

All orders received or originated as the result of such RFQ or solicitation process must be reported and must be identified as being part of an RFQ or solicitation process subject to the phasing requirements as set forth in the CAT Reporting Technical Specifications for Industry Members. The *solicitationFlag* is not required to be populated as 'true' on events originated after selection of the winning bid. Refer to [CAT FAQ B45](#) for additional information.

#	Step	Reported Event	Comments
1	The Solicitor FRMS receives a customer order	<p><i>Solicitor FRMS reports a <b>New Order event</b></i></p> <p>type: MENO  orderKeyDate: 20180417T000000  orderID: C56743  symbol: XYZ  eventTimestamp:  20180417T153033.234456  manualFlag: false</p>	

<sup>3</sup> Beginning August 1, 2026, all RFQ responses that are communicated in standard electronic format directly to an Industry Member's OMS/EMS or to an RFQ platform and that are not "immediately actionable" (i.e., further action is required before a trade can be executed/routed), to the extent such responses are considered "orders" reportable pursuant to Rule 613(j)(8), will be required to be reported to CAT. On May 20, 2024, the SEC announced an order granting exemptive relief request associated with requirements to report responses to requests for quotes (RFQs) provided in standard electronic format (e.g., FIX) that are not "immediately actionable", to the extent such responses are considered "orders" reportable pursuant to Rule 613(j)(8), from August 1, 2024 to August 1, 2026.

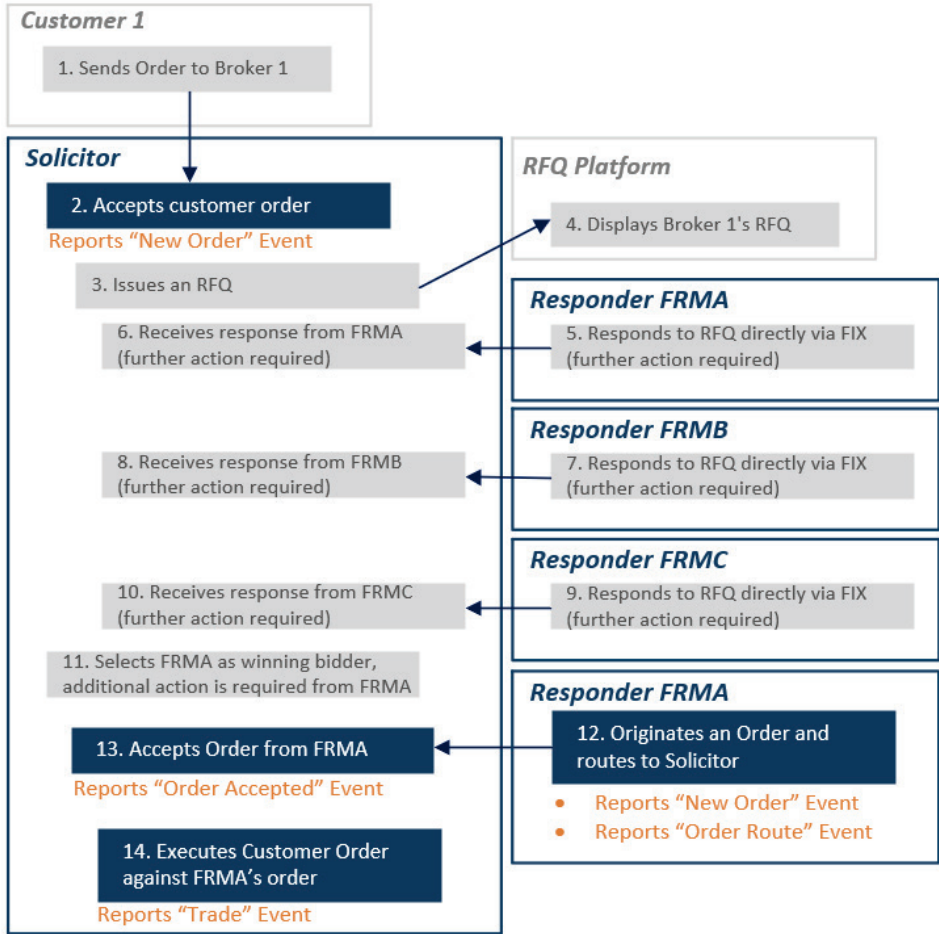
#	Step	Reported Event	Comments
		deptType: T side: B price: 10.00 quantity: 1000 orderType: LMT timeInForce: DAY=20180417 tradingSession: REG custDspIntrFlag: false firmDesignatedID: CUST1234 accountHolderType: A affiliateFlag: false negotiatedTradeFlag: false representativeInd: N	
2	The Solicitor issues an RFQ	N/A	Industry Members are not required to report RFQs or other forms of solicitation to CAT.
3	Responders FRMA, FRMB and FRMC respond to an RFQ	N/A	Responses to RFQs or other forms of solicitation that are not immediately actionable are not required to be reported to CAT in Phase 2d
4	The Solicitor receives the RFQ Responses from FRMA, FRMB and FRMC	N/A	Responses to RFQs or other forms of solicitation that are not immediately actionable are not required to be reported to CAT in Phase 2d
5	The Solicitor routes the customer order to the winning Responder, FRMA	<i>Solicitor FRMS reports an <b>Order Route event</b></i>  type: MEOR orderKeyDate: 20180417T000000 orderID: C56743 symbol: XYZ eventTimestamp: 20180417T153035.234456 manualFlag: false senderIMID: FRMS destination: FRMA destinationType: F routedOrderID: AO227 side: B price: 10.00 quantity: 1000 orderType: LMT timeInForce: DAY=20180417 tradingSession: REG affiliateFlag: false isoInd: NA	

#	Step	Reported Event	Comments
6	FRMA accepts the order from the Solicitor	<p><i>Responder FRMA reports an <b>Order Accepted event</b></i></p> <p>type: MEOA  orderKeyDate: 20180417T000000  orderID: C4765  symbol: XYZ  eventTimestamp: 20180417T153035.234456  manualFlag: false  receiverIMID: FRMA  senderIMID: FRMS  senderType: F  routedOrderID: AO2267  affiliateFlag: false  deptType: A  side: B  price: 10.00  quantity: 1000  orderType: LMT  timeInForce: DAY=20180417  tradingSession: REG  isoInd: NA  custDsplIntrFlag: false  solicitationFlag: false</p>	The <i>solicitationFlag</i> is not required to be populated as 'true' on events originated after selection of the winning bid.
7	FRMA executes the order from a prop account	<p><i>The Solicitor reports a <b>Trade event</b></i></p> <p>type: MEOT  tradeKeyDate: 20180417T000000  tradeID: TXYZ124  symbol: XYZ  eventTimestamp: 20180417T153036.634456  manualFlag: false  cancelFlag: false  cancelTimestamp:  quantity: 1000  price: 10.00  capacity: P  tapeTradeID: TRF123  marketCenterID: DN  sideDetailsInd: NA  buyDetails:  orderKeyDate: 20180417T000000  orderID: C4765</p>	

#	Step	Reported Event	Comments
		side: B sellDetails: side: SL firmDesignatedID: PROP1234 accountHolderType: P	

**2.16.3 Response to RFQ is Sent Electronically and Further Action is Required**

This scenario illustrates the CAT reporting requirements when an Industry Member issues an RFQ through an RFQ platform. In response to the RFQ, multiple Industry Members respond by sending FIX messages directly to the requesting Industry Member’s OMS that are not immediately actionable. Although the RFQ responses were sent via standard electronic format directly to the Industry Member’s OMS/EMS, the Industry Members sending the responses are required to take additional action by sending a separate order to the requestor before any execution can occur, and would therefore not be considered immediately actionable.



The selected Responder is required to report the following:

- The origination of a New Order for the selected response (New Order event)
- The route of the order to the Solicitor (Order Route event)

The Solicitor is required to report the following:

- The receipt of a customer order (New Order event)
- 1. The receipt of the order from the winning Responder (Order Accepted event)
- The execution of the customer order against the selected response (Trade event)

Although the RFQ responses were sent via standard electronic format directly to the Industry Member's OMS/EMS, the responses are not reportable in Phase 2d because the Industry Members sending the responses would be required to take additional action.

All orders received or originated as the result of such RFQ or solicitation process must be reported and must be identified as being part of an RFQ or solicitation process subject to the phasing requirements as set forth in the CAT Reporting Technical Specifications for Industry Members. The *solicitationFlag* is not required to be populated as 'true' on events originated after selection of the winning bid. Refer to [CAT FAQ B45](#) for additional information.

#	Step	Reported Event	Comments
1	The Solicitor FRMS receives a customer order	<p><i>Solicitor FRMS reports a <b>New Order event</b></i></p> <p>type: MENO  orderKeyDate: 20180417T000000  orderID: C56743  symbol: XYZ  eventTimestamp: 20180417T153033.234456  manualFlag: false  deptType: T  solicitationFlag: false  RFQID:  side: B  price: 10.00  quantity: 1000  orderType: LMT  timeInForce: DAY=20180417  tradingSession: REG  custDspIntrFlag: false  firmDesignatedID: CUST1234  accountHolderType: A  affiliateFlag: false  negotiatedTradeFlag: false  representativeInd: N</p>	

#	Step	Reported Event	Comments
2	The Solicitor issues an RFQ	N/A	Industry Members are not required to report RFQs or other forms of solicitation to CAT.
3	Responders FRMA, FRMB and FRMC respond to an RFQ and further action is required.	N/A	Although the RFQ responses were sent via standard electronic format directly to the Industry Member's OMS/EMS, the responses are not reportable in Phase 2d because the Industry Members sending the responses would be required to take additional action.
4	The Solicitor receives the RFQ Responses from FRMA, FRMB and FRMC and selects the response from FRMA	N/A	Although the RFQ responses were sent via standard electronic format directly to the Industry Member's OMS/EMS, the responses are not reportable in Phase 2d because the Industry Members sending the responses would be required to take additional action.
5	Upon selection, FRMA originates an order	<p><i>Responder FRMA reports a <b>New Order event</b></i></p> <p>type: MENO  orderKeyDate: 20180417T000000  orderID: RFQ3545  symbol: XYZ  eventTimestamp: 20180417T153035.234456  manualFlag: false  deptType: A  solicitationFlag: false  RFQID:  side: SL  price: 10.00  quantity: 1000  orderType: LMT  timeInForce: DAY=20180417  tradingSession: REG  custDspIntrFlag: false  firmDesignatedID: FRMA1234  accountHolderType: P  affiliateFlag: false  negotiatedTradeFlag: false  representativeInd: N</p>	The <i>solicitationFlag</i> is not required to be populated as 'true' on events originated after selection of the winning bid.
6	FRMA routes the order to the Solicitor	<p><i>Responder FRMA reports an <b>Order Route event</b></i></p> <p>type: MEOR  orderKeyDate: 20180417T000000</p>	

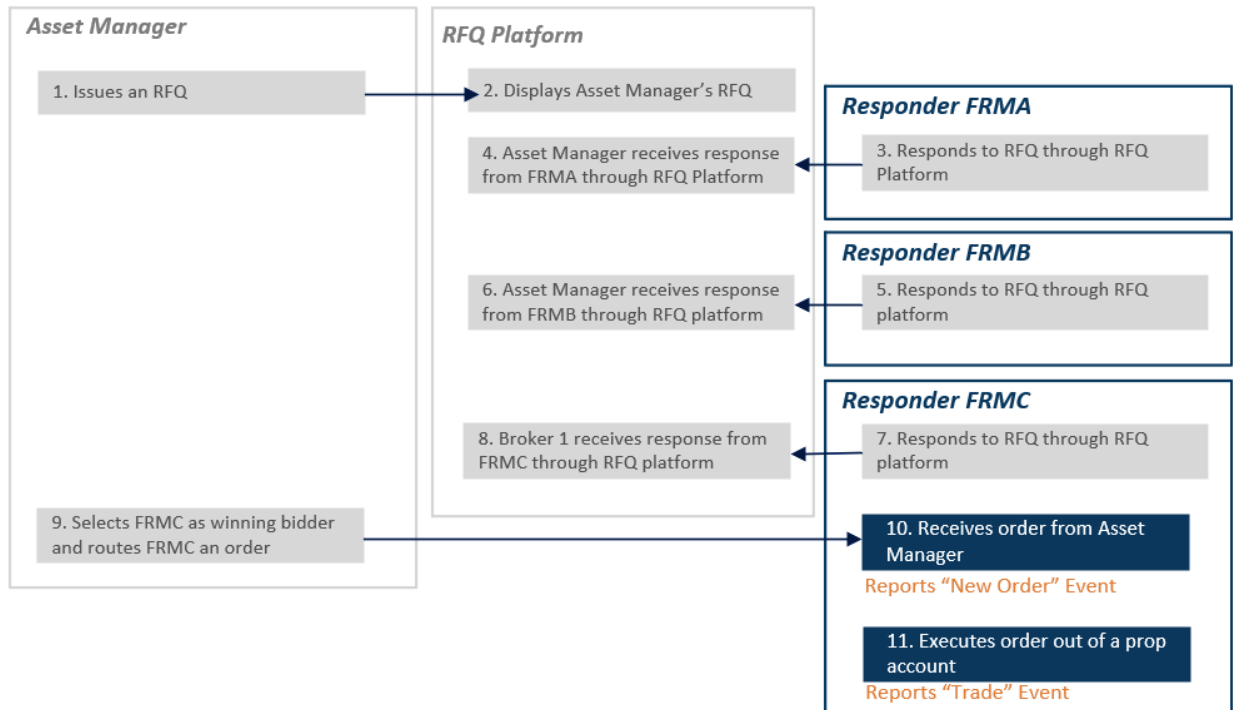


#	Step	Reported Event	Comments
		orderID: RFQ3545 symbol: XYZ eventTimestamp: 20180417T153035.234456 manualFlag: false senderIMID: FRMA destination: FRMS destinationType: F routedOrderID: AO226 side: SL price: 10.00 quantity: 1000 orderType: LMT timeInForce: DAY=20180417 tradingSession: REG affiliateFlag: false isoInd: NA	
7	The Solicitor accepts the order from FRMA	<i>Solicitor FRMS reports an <b>Order Accepted event</b></i>  type: MEOA orderKeyDate: 20180417T000000 orderID: O8654 symbol: XYZ eventTimestamp: 20180417T153035.234456 manualFlag: false receiverIMID: FRMS senderIMID: FRMA senderType: F routedOrderID: AO226 affiliateFlag: false deptType: T side: SL price: 10.02 quantity: 1000 orderType: LMT timeInForce: DAY=20180417 tradingSession: REG isoInd: NA custDsplntrFlag: false solicitationFlag: false	The <i>solicitationFlag</i> is not required to be populated as 'true' on events originated after selection of the winning bid.
8	The Solicitor executes the order from FRMA against the original customer	<i>The Solicitor reports a <b>Trade event</b></i>  type: MEOT tradeKeyDate: 20180417T000000	

#	Step	Reported Event	Comments
	order	tradeID: TXYZ124 symbol: XYZ eventTimestamp: 20180417T153036.234456 manualFlag: false cancelFlag: false cancelTimestamp: quantity: 1000 price: 10.00 capacity: A tapeTradeID: TRF123 marketCenterID: DN sideDetailsInd: NA buyDetails: orderKeyDate: 20180417T000000 orderID: C56743 side: B sellDetails: orderKeyDate: 20180417T000000 orderID: O8654 side: SL	

**2.16.4 Non-CAT Reporting Firm Issues an RFQ and Sends an Order to the Winning Bidder  
Who is a CAT Reporting Industry Member**

This scenario illustrates the CAT reporting requirements when a non-CAT Reporting Asset Manager issues and receives several quotes in response through an RFQ platform that are not immediately actionable. Upon selection of a response from a CAT Reporting Industry Member, the Asset Manager is required to take further action in order to route an order to the winning bidder.



The selected Responder is required to report the following:

- The receipt of a New Order from the Soliciting Asset manager (New Order event)
- The execution of the order (Trade event)

Responses to RFQs issued on an RFQ platform are reportable to CAT if the response is communicated to the Industry Member in standard electronic format (i.e. FIX) and if the response is immediately actionable. However, responses to RFQs or other forms of solicitation that are not immediately actionable are not considered electronic for CAT Reporting purposes and are not required to be reported to CAT in Phase 2d. However, this activity is expected to become reportable on August 1, 2026.<sup>4</sup>

In this scenario, further action is required by the Solicitor to send an order to the Responder. Therefore, the RFQ responses are not reportable to CAT in Phase 2d.

<sup>4</sup> Beginning August 1, 2024, all RFQ responses that are communicated in standard electronic format directly to an Industry Member's OMS/EMS or to an RFQ platform and that are not "immediately actionable" (i.e., further action is required before a trade can be executed/routed), to the extent such responses are considered "orders" reportable pursuant to Rule 613(j)(8), will be required to be reported to CAT. On February 13, 2024, the Plan Participants filed an exemptive relief request associated with requirements to report responses to requests for quotes (RFQs) provided in standard electronic format (e.g., FIX) that are not "immediately actionable", to the extent such responses are considered "orders" reportable pursuant to Rule 613(j)(8), from August 1, 2024 to August 1, 2026.

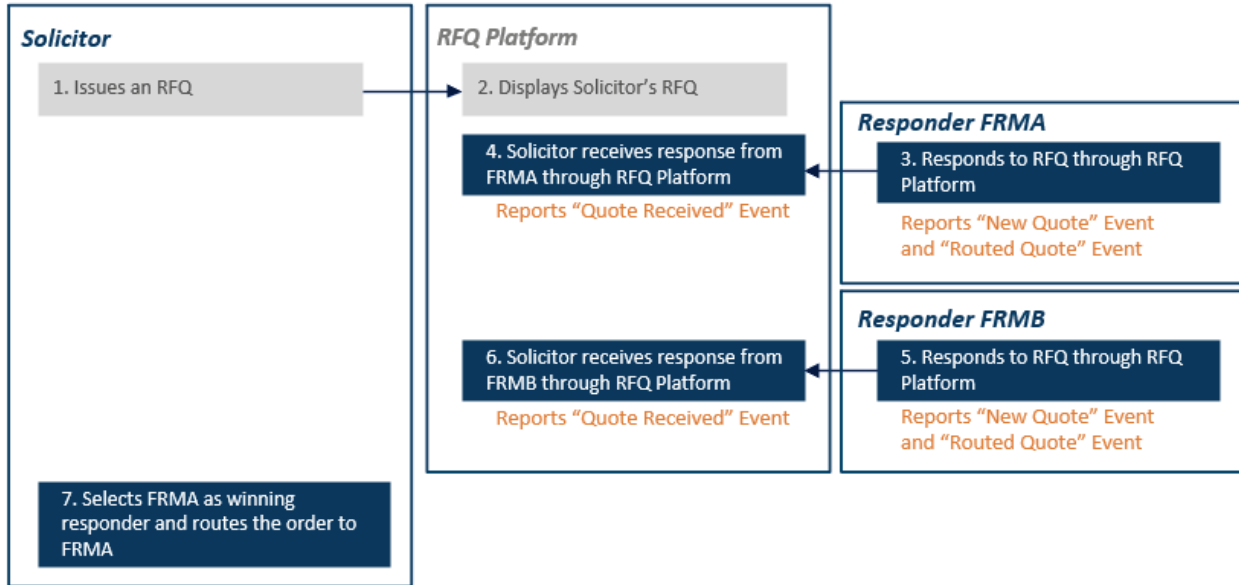
All orders received or originated as the result of such RFQ or solicitation process must be reported and must be identified as being part of an RFQ or solicitation process subject to the phasing requirements as set forth in the CAT Reporting Technical Specifications for Industry Members. The *solicitationFlag* is not required to be populated as 'true' on events originated after selection of the winning bid. Refer to [CAT FAQ B45](#) for additional information.

#	Step	Reported Event	Comments
1	The Soliciting Asset Manager issues an RFQ	N/A	While the Soliciting Asset Manager is not a CAT Reporter, Industry Members are not required to report RFQs or other forms of solicitation to CAT.
2	Responders FRMA, FRMB and FRMC respond to the RFQ	N/A	Responses to RFQs or other forms of solicitation that are not immediately actionable are not required to be reported to CAT in Phase 2d.
3	The Soliciting Asset Manager receives the RFQ Responses from FRMA, FRMB and FRMC. The Soliciting Asset Manager selects the response from FRMC and sends FRMC an order	N/A	The Soliciting Asset Manager is not a CAT Reporter and is not required to report the origination of the order sent to Responder FRMC.
4	FRMC receives the order from the Soliciting Asset Manager	<p><i>Responder FRMC reports a <b>New Order event</b></i></p> <p>type: MENO  orderKeyDate: 20180417T000000  orderID: RFQ3545  symbol: XYZ  eventTimestamp: 20180417T153035.234456  manualFlag: false  deptType: T  solicitationFlag: false  RFQID:  side: SL  price: 10.02  quantity: 1000  orderType: LMT  timeInForce: DAY=20180417  tradingSession: REG  custDspIntrFlag: false  firmDesignatedID: FRMA1234  accountHolderType: A  affiliateFlag: false  negotiatedTradeFlag: false</p>	The <i>solicitationFlag</i> is not required to be populated as 'true' on events originated after selection of the winning bid.

#	Step	Reported Event	Comments
		representativeInd: N	
5	FRMC executes the order	<p><i>Responder FRMC reports a <b>Trade event</b></i></p> <p>type: MEOT  tradeKeyDate: 20180417T000000  tradeID: TXYZ124  symbol: XYZ  eventTimestamp: 20180417T153036.234456  manualFlag: false  cancelFlag: false  cancelTimestamp:  quantity: 1000  price: 10.02  capacity: P  tapeTradeID: TRF123  marketCenterID: DN  sideDetailsInd: NA  buyDetails:  side: B  firmDesignatedID: PROP123  accountHolderType: P  sellDetails:  orderKeyDate: 20180417T000000  orderID: RFQ3545  side: SL</p>	

**2.16.5 Industry Members Sends an Electronic Response to an RFQ Through a 3<sup>rd</sup> Party Vendor RFQ Platform Not Operated by a Broker-Dealer**

This scenario illustrates the CAT reporting requirements when an Industry Member receives an RFQ from a Solicitor and sends the electronic RFQ responses in standard electronic format (e.g., FIX) that are not immediately actionable to the Solicitor to a 3<sup>rd</sup> party vendor RFQ platform not operated by a Broker-Dealer. The Solicitor sends out the RFQ and multiple Industry Members (Responders) respond to the RFQ in standard electronic format (e.g., FIX). The Solicitor then selects the winning response and routes the customer order to the winning responder for execution.



Each Responder is required to report the following:

- The origination of the RFQ Response (New Quote event)
- The route of the RFQ Response to the Solicitor (Routed Quote event)

The Solicitor is required to report the following:

- The receipt of each RFQ response (Quote Received event)

This reporting scenario is also applicable to Industry Members that are CAT Reporters but meet the exceptions outlined in Section 3.4.1 of the [CAT Reporting Technical Specifications for Industry Members](#).

#	Step	Reported Event	Comments
1	The Solicitor issues an RFQ through an RFQ platform	N/A	Industry Members are not required to report RFQs or other forms of solicitation to CAT.
2	RFQ Platform displays the Solicitor's RFQ	N/A	
3	Responder FRMA originates and routes an RFQ Response to the Solicitor	<p><i>Responder FRMA reports a <b>New Quote event</b> and a <b>Routed Quote event</b></i></p> <p>type: MENQ            quoteKeyDate: 20240905T000000            quoteID: FH21285            symbol: XYZ            eventTimestamp: 20240905T153035.234456</p>	In its New Quote event, FRMA must populate the <i>RFQFlag</i> as 'true' and the <i>RFQID</i> .

#	Step	Reported Event	Comments
		<p>onlyOneQuoteFlag: true  bidPrice: 10.31  bidQty: 1000  firmDesignatedID: PM121687  accountHolderType: O  RFQID: RFQ202409051  RFQFlag: true</p> <p><b>Routed Quote event</b>  type: MERQ  quoteKeyDate: 20240905T000000  quoteID: FH21285  symbol: XYZ  eventTimestamp:  20240905T153035.235522  senderIMID: 456:MMA  destination: 123:SBD  routedQuoteID: RQID202409051  bidPrice: 10.31  bidQty: 1000  RFQID: RFQ202409051</p>	
4	The Solicitor receives the RFQ Response from FRMA	<p><b>Solicitor FRMS reports an Quote Received event</b></p> <p>type: MEQR  quoteKeyDate: 20240905T000000  quoteID: QR41206  symbol: XYZ  receivedQuoteID: RQID202409051  eventTimestamp:  20240905T153035.235533  receiverIMID: 123:SBD  senderIMID: 456:MMA  onlyOneQuoteFlag: true  bidPrice: 10.31  bidQty: 1000  RFQID: RFQ202409051  RFQFlag: true</p>	In its Quote Received event, Solicitor must populate the <i>RFQFlag</i> as 'true'.
5	Responder FRMB originates and routes an RFQ Response to the Solicitor	<p><b>Responder FRMB reports a New Quote event and an Routed Quote event</b></p> <p>type: MENQ  quoteKeyDate: 20240905T000000  quoteID: SA22211  symbol: XYZ</p>	In its New Quote event, FRMB must populate the <i>RFQFlag</i> as 'true' and the <i>RFQID</i> .

#	Step	Reported Event	Comments
		<p>eventTimestamp: 20240905T153035.245511 onlyOneQuoteFlag: true bidPrice: 10.32 bidQty: 1000 firmDesignatedID: BB41606 accountHolderType: O RFQID: RFQ202409052 RFQFlag: true</p> <p><b>Routed Quote event</b> type: MERQ quoteKeyDate: 20240905T000000 quoteID: SA22211 symbol: XYZ eventTimestamp: 20240905T153035.245544 senderIMID: 678:MMA destination: 123:SBD routedQuoteID: RQID202409053 bidPrice: 10.32 bidQty: 1000 RFQID: RFQ202409052</p>	
6	The Solicitor receives the RFQ Response from FRMB	<p><b>Solicitor FRMS reports an Quote Received event</b></p> <p>type: MEQR quoteKeyDate: 20240905T000000 quoteID: QR101121 symbol: XYZ receivedQuoteID: RQID202409053 eventTimestamp: 20240905T153035.245644 receiverIMID: 123:SBD senderIMID: 678:MMA onlyOneQuoteFlag: true bidPrice: 10.32 bidQty: 1000 RFQID: RFQ202409052 RFQFlag: true</p>	In its Quote Received event, Solicitor must populate the <i>RFQFlag</i> as 'true'.
7	Solicitor selects FRMA as the winning Responder and Routes the order to FRMA		Once an order is generated as a result of the winning response, the order is required to be reported by the party sending the order and the party receiving the order. This includes scenarios where the Solicitor is required to send an order to the Responder after selection of the winning bid, or where



#	Step	Reported Event	Comments
			the Responder is required to send an order to the Solicitor after selection of the winning bid.

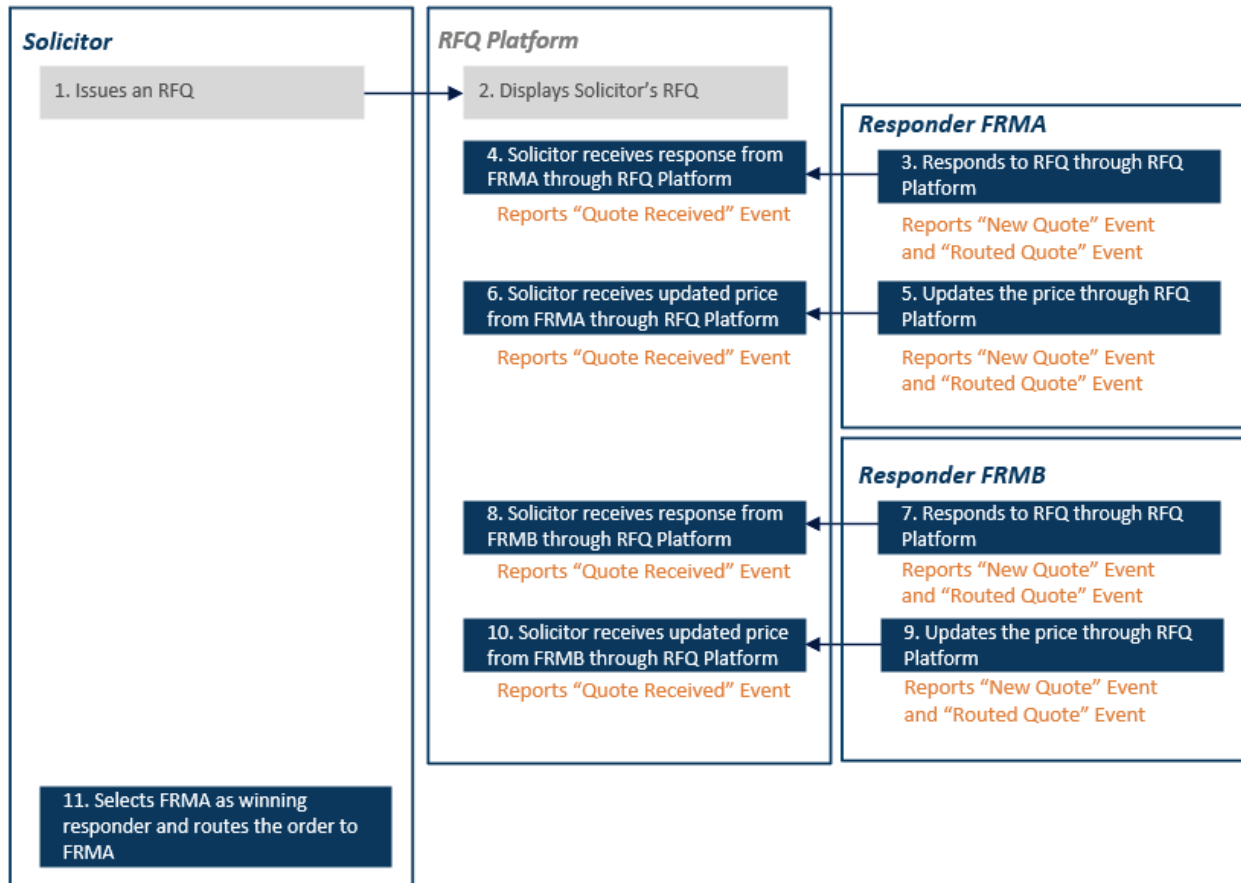
**2.16.6 Updating an Electronic RFQ Response Sent Through a 3<sup>rd</sup> Party Vendor RFQ Platform Not Operated by a Broker-Dealer**

This scenario illustrates the CAT reporting requirements when an electronic RFQ response in standard electronic format (e.g., FIX) that are not immediately actionable is updated by an Industry Member (Responder) in a 3<sup>rd</sup> party vendor RFQ platform not operated by a Broker-Dealer. The responding broker-dealer sends updates in standard electronic format (e.g., FIX) to the RFQ directly through the RFQ platform. The Solicitor selects the winning response and routes the customer order to the winning Responder.

The Responders have the option, depending on the Responder's RFQ model, to either report a:

- 1) New Quote event; or
- 2) Quote Modify event

Option 1:



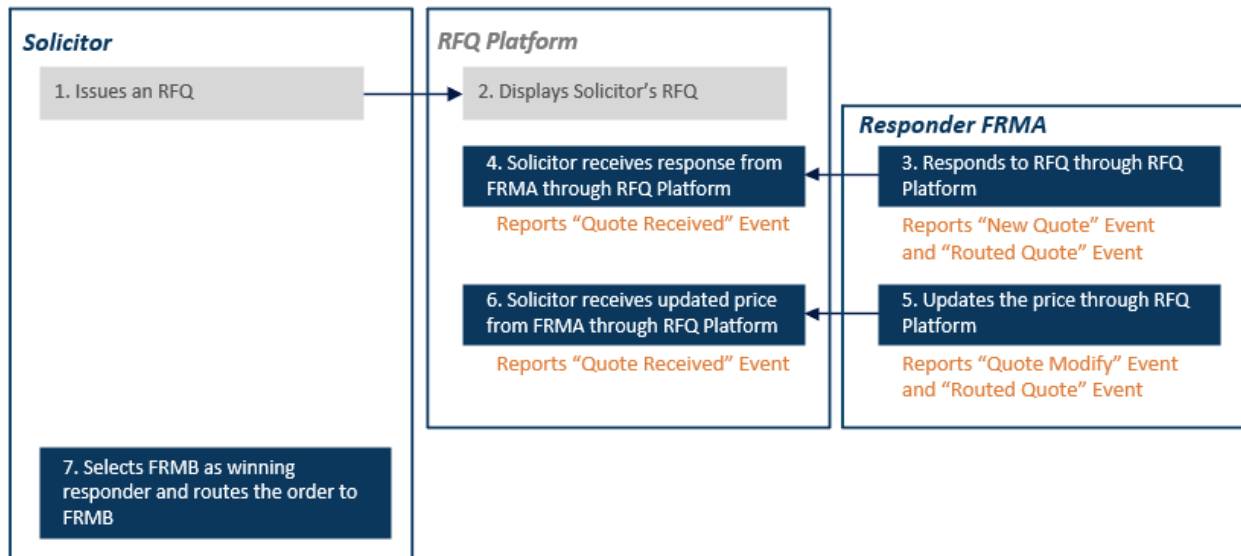
Each Responder is required to report the following:

- The origination of the RFQ Response (New Quote event)
- The route of the RFQ Response to the Solicitor (Routed Quote event)
- The update of the RFQ Response (New Quote event)
- The route of the update of RFQ Response to the Solicitor (Routed Quote event)

The Solicitor is required to report the following:

- The receipt of each RFQ response (Quote Received event)
- The receipt of each update to the RFQ response (Quote Received event)

Option 2:



Each Responder is required to report the following:

- The origination of the RFQ Response (New Quote event)
- The route of the RFQ Response to the Solicitor (Routed Quote event)
- The update of the RFQ Response (Quote Modify event)
- The route of the update of RFQ Response to the Solicitor (Routed Quote event)

The Solicitor is required to report the following:

- The receipt of each RFQ response (Quote Received event)
- The receipt of each update to the RFQ response (Quote Received event)

In the example below, only responding Industry Member FRMA will be displayed for reporting Option 2.

This reporting scenario is also applicable to Industry Members that are CAT Reporters but meet the exceptions outlined in Section 3.4.1 of the CAT Reporting Technical Specifications for Industry Members.

#	Step	Reported Event	Comments
1	The Solicitor issues an RFQ through an RFQ platform	N/A	Industry Members are not required to report RFQs or other forms of solicitation to CAT.
2	RFQ Platform displays the Solicitor's RFQ	N/A	
3	Responder	<i>Responder FRMA reports a <b>New Quote event</b> and a <b>Routed Quote event</b></i>	In its New Quote event,

#	Step	Reported Event	Comments
	FRMA originates and routes an RFQ Response to the Solicitor	<p>type: MENQ  quoteKeyDate: 20240905T000000  quoteID: FH21285  symbol: XYZ  eventTimestamp: 20240905T153035.234456  onlyOneQuoteFlag: true  bidPrice: 10.01  bidQty: 500  firmDesignatedID: PM121687  accountHolderType: O  RFQID: RFQ202409054  RFQFlag: true</p> <p><b>Routed Quote event</b>  type: MERQ  quoteKeyDate: 20240905T000000  quoteID: FH21285  symbol: XYZ  eventTimestamp: 20240905T153035.235522  senderIMID: 456:MMA  destination: 123:SBD  routedQuoteID: RQID202409058  bidPrice: 10.01  bidQty: 500  RFQID: RFQ202409054</p>	FRMA must populate the <i>RFQFlag</i> as 'true' and the <i>RFQID</i> .
4	The Solicitor receives the RFQ Response from FRMA	<p><b>Solicitor FRMS reports an Quote Received event</b>  type: MEQR  quoteKeyDate: 20240905T000000  quoteID: QR41206  symbol: XYZ  receivedQuoteID: RQID202409058  eventTimestamp: 20240905T153035.235533  receiverIMID: 123:SBD  senderIMID: 456:MMA  onlyOneQuoteFlag: true  bidPrice: 10.01  bidQty: 500  RFQID: RFQ202409054  RFQFlag: true</p>	In its Quote Received event, Solicitor must populate the <i>RFQFlag</i> as 'true'.
5	Responder FRMA updates the price and routes the RFQ Response to	<p><b>Option 1</b>  Responder FRMA reports a <b>New Quote event</b> and a <b>Routed Quote event</b></p> <p><b>Option 2</b>  Responder FRMA reports a <b>Quote Modify event</b> and a <b>Routed Quote event</b></p>	In its New Quote event, FRMA must populate the <i>RFQFlag</i> as 'true' and the <i>RFQID</i> .

#	Step	Reported Event		Comments
	the Solicitor	<p>type: MENQ  quoteKeyDate:  20240905T000000  quoteID: FH21286  symbol: XYZ  eventTimestamp:  20240905T153035.236012  onlyOneQuoteFlag: true  bidPrice: 10.00  bidQty: 500  firmDesignatedID: PM121687  accountHolderType: O  RFQID: RFQ202409054  RFQFlag: true</p> <p><b>Routed Quote event</b>  type: MERQ  quoteKeyDate:  20180501T000000  quoteID: FH21286  symbol: XYZ  eventTimestamp:  20240905T153035.236015  senderIMID: 456:MMA  destination: 123:SBD  routedQuoteID:  RQID202409059  bidPrice: 10.00  bidQty: 500  RFQID: RFQ202409054</p>	<p>type: MEQM  quoteKeyDate:  20240905T000000  quoteID: FH21286  symbol: XYZ  priorQuoteKeyDate:  20240905T000000  priorQuoteID: FH21285  eventTimestamp:  20240905T153035.236012  onlyOneQuoteFlag: true  bidPrice: 10.00  bidQty: 500  firmDesignatedID:  PM121687  accountHolderType: O  RFQID: RFQ202409054  RFQFlag: true</p> <p><b>Routed Quote event</b>  type: MERQ  quoteKeyDate:  202400905T000000  quoteID: FH21286  symbol: XYZ  eventTimestamp:  20240905T153035.236015  senderIMID: 456:MMA  destination: 123:SBD  routedQuoteID:  RQID202409059  bidPrice: 10.00  bidQty: 500  RFQID: RFQ202409054</p>	<p>Option 2:   In its Quote Modified event for this scenario, a new Quote Key is assigned, hence the Prior Quote Key with <i>quoteID</i> FH21285 must be populated in the <i>priorOrderID</i> field. The Prior Quote Key links the Quote Modified event with the related New Quote event.</p> <p>If no new Quote Key is assigned, the Prior Quote Key fields must be left blank, and the Quote Modified event will be linked to the New Quote event using the Order Key.</p>
6	The Solicitor receives the RFQ Response with the updated price from FRMA	<p><i>Solicitor FRMS reports an <b>Quote Received event</b></i></p> <p>type: MEQR  quoteKeyDate:  20240905T000000  quoteID: QR41207  symbol: XYZ  receivedQuoteID:  RQID202409059  eventTimestamp:  20240905T153035.236033</p>	<p><i>Solicitor FRMS reports an <b>Quote Received event</b></i></p> <p>type: MEQR  quoteKeyDate:  20240905T000000  quoteID: QR41207  symbol: XYZ  receivedQuoteID:  RQID202409059  eventTimestamp:  20240905T153035.236122</p>	<p>In its Quote Received event, Solicitor must populate the <i>RFQFlag</i> as 'true'.</p>

#	Step	Reported Event	Comments	
		receiverIMID: 123:SBD senderIMID: 456:MMA onlyOneQuoteFlag: true bidPrice: 10.00 bidQty: 500 RFQID: RFQ202409054 RFQFlag: true	receiverIMID: 123:SBD senderIMID: 456:MMA onlyOneQuoteFlag: true bidPrice: 10.00 bidQty: 500 RFQID: RFQ202409054 RFQFlag: true	
7	Responder FRMB originates and routes an RFQ Response to the Solicitor	<i>Responder FRMB reports a <b>New Quote event</b> and an <b>Routed Quote event</b></i>  type: MENQ quoteKeyDate: 20240905T000000 quoteID: AA72290 symbol: XYZ eventTimestamp: 20240905T153035.245511 onlyOneQuoteFlag: true bidPrice: 10.02 bidQty: 500 firmDesignatedID: HI41621 accountHolderType: O RFQID: RFQ202409055 RFQFlag: true  <i><b>Routed Quote event</b></i> type: MERQ quoteKeyDate: 20240905T000000 quoteID: AA72290 symbol: XYZ eventTimestamp: 20240905T153035.245544 senderIMID: 678:MMA destination: 123:SBD routedQuoteID: RQID202409053 bidPrice: 10.02 bidQty: 500 RFQID: RFQ202409055		In its New Quote event, FRMB must populate the <i>RFQFlag</i> as 'true' and the <i>RFQID</i> .
8	The Solicitor receives the RFQ Response from FRMB	<i>Solicitor FRMS reports an <b>Quote Received event</b></i>  type: MEQR quoteKeyDate: 20240905T000000		In its Quote Received event, Solicitor must populate the <i>RFQFlag</i> as 'true'.

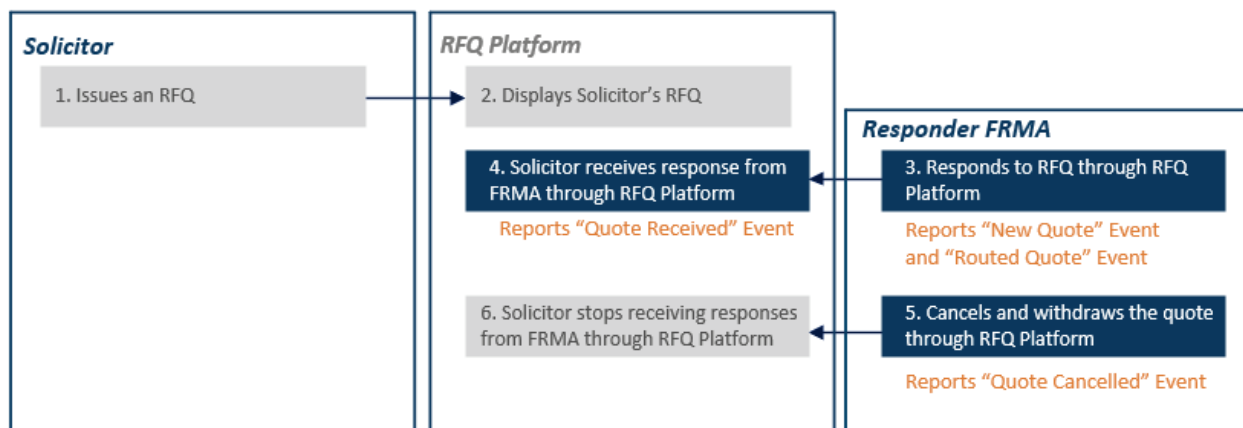
#	Step	Reported Event	Comments
		quoteID: QR41208 symbol: XYZ receivedQuoteID: RQID202409053 eventTimestamp: 20240905T153035.245642 receiverIMID: 123:SBD senderIMID: 678:MMA onlyOneQuoteFlag: true bidPrice: 10.02 bidQty: 500 RFQID: RFQ202409055 RFQFlag: true	
9	Responder FRMB updates the price and routes the RFQ Response to the Solicitor	<p><i>Responder FRMB reports a <b>New Quote event</b> and an <b>Routed Quote event</b></i></p> type: MENQ quoteKeyDate: 20240905T000000 quoteID: AA72291 symbol: XYZ eventTimestamp: 20240905T153035.251131 onlyOneQuoteFlag: true bidPrice: 10.01 bidQty: 500 firmDesignatedID: HI41621 accountHolderType: O RFQID: RFQ202409055 RFQFlag: true	In its New Quote event, FRMB must populate the <i>RFQFlag</i> as 'true' and the <i>RFQID</i> .
		<p><i><b>Routed Quote event</b></i></p> type: MERQ quoteKeyDate: 20240905T000000 quoteID: AA72291 symbol: XYZ eventTimestamp: 20240905T153035.251133 senderIMID: 678:MMA destination: 123:SBD routedQuoteID: RQID202409058 bidPrice: 10.01 bidQty: 500 RFQID: RFQ202409055	

#	Step	Reported Event	Comments
10	The Solicitor receives the RFQ Response with the updated price from FRMB	<p><i>Solicitor FRMS reports an <b>Quote Received event</b></i></p> <p>type: MEQR  quoteKeyDate: 20240905T000000  quoteID: QR41209  symbol: XYZ  receivedQuoteID: RQID202409058  eventTimestamp: 20240905T153035.252233  receiverIMID: 123:SBD  senderIMID: 678:MMA  onlyOneQuoteFlag: true  bidPrice: 10.01  bidQty: 500  RFQID: RFQ202409055  RFQFlag: true</p>	In its Quote Received event, Solicitor must populate the <i>RFQFlag</i> as 'true'.
11	Solicitor selects FRMA as the winning Responder and Routes the order to FRMA	N/A	Once an order is generated as a result of the winning response, the order is required to be reported by the party sending the order and the party receiving the order. This includes scenarios where the Solicitor is required to send an order to the Responder after selection of the winning bid, or where the Responder is required to send an order to the Solicitor after selection of the winning bid.

**2.16.7 Electronic Response to RFQ Sent Through a 3<sup>rd</sup> Party Vendor RFQ Platform Not Operated by a Broker-Dealer is subsequently Cancelled by the Responder**

This scenario illustrates the CAT reporting requirements when a price of an electronic RFQ response sent in standard electronic format (e.g., FIX) that are not immediately actionable by a responding Industry Member to the 3<sup>rd</sup> party vendor RFQ platform not operated by a Broker-Dealer is subsequently cancelled by the Responder. The responding broker-dealer sends out price updates in standard electronic format (e.g., FIX) to the the RFQ directly through the RFQ platform and shortly cancels its participation to the RFQ.





The Responder is required to report the following:

- The origination of the RFQ Response (New Quote event)
- The route of the RFQ Response to the Solicitor (Routed Quote event)
- The cancellation of the RFQ Response (Quote Cancelled event)

The Solicitor is required to report the following:

- The receipt of the RFQ response (Quote Received event)

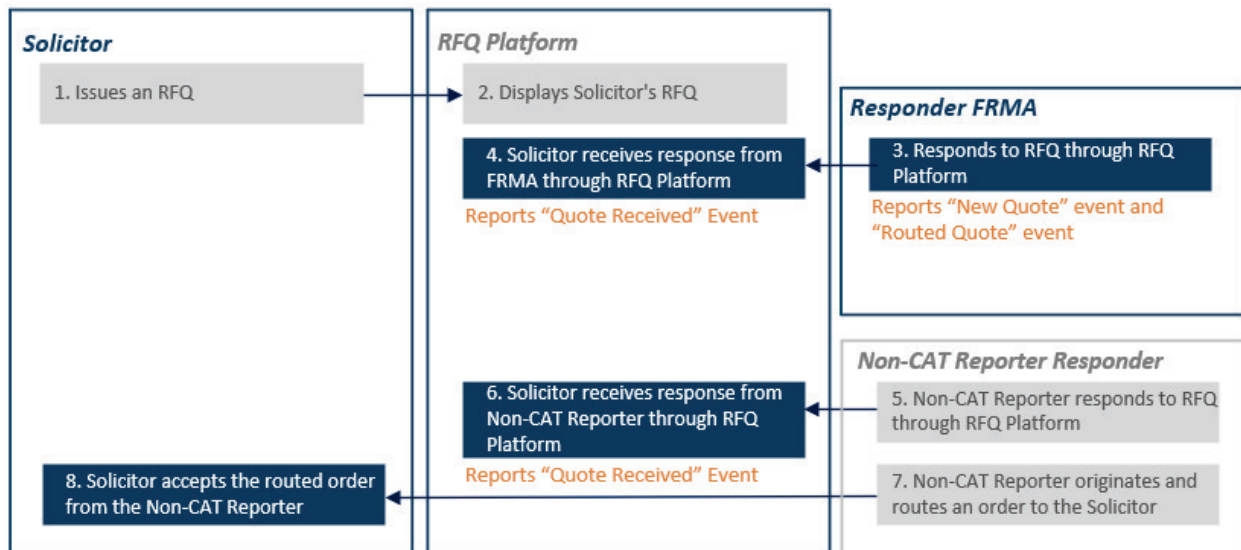
This reporting scenario is also applicable to Industry Members that are CAT Reporters but meet the exceptions outlined in Section 3.4.1 of the [CAT Reporting Technical Specifications for Industry Members](#).

#	Step	Reported Event	Comments
1	The Solicitor issues an RFQ through an RFQ platform	N/A	Industry Members are not required to report RFQs or other forms of solicitation to CAT.
2	Responder FRMA originates and routes an RFQ Response to the Solicitor	<p><i>Responder FRMA reports a <b>New Quote event</b> and a <b>Routed Quote event</b></i></p> <p>type: MENQ  quoteKeyDate: 20241114T000000  quoteID: EFG7890  symbol: XYZ  eventTimestamp: 20241114T155209.321456  onlyOneQuoteFlag: true  bidPrice: 9.98  bidQty: 500  firmDesignatedID: FRM415263  accountHolderType: O</p>	In its New Quote event, FRMA must populate the <i>RFQFlag</i> as 'true' and the <i>RFQID</i> .

		<p>RFQID: RFQ202411141 RFQFlag: true</p> <p><b>Routed Quote event</b> type: MERQ quoteKeyDate: 20241114T000000 quoteID: EFG7890 symbol: XYZ eventTimestamp: 20241114T155209.330241 senderIMID: 654:MMA destination: 987:SBD routedQuoteID: RQID20241114-9 bidPrice: 9.98 bidQty: 500 RFQID: RFQ202411141 relativePrice: MOC</p>	
3	The Solicitor receives the RFQ Response from FRMA	<p><i>Solicitor FRMS reports an <b>Quote Received event</b></i></p> <p>type: MEQR quoteKeyDate: 20241114T000000 quoteID: FGH6789 symbol: XYZ receivedQuoteID: RQID20241114-9 eventTimestamp: 20241114T155209.332135 receiverIMID: 987:SBD senderIMID: 654:MMA onlyOneQuoteFlag: true bidPrice: 9.98 bidQty: 500 RFQID: RFQ202411141 RFQFlag: true</p>	In its Quote Received event, FRMS must populate the <i>RFQFlag</i> as 'true'.
4	Responder FRMA cancels the RFQ response and stops participating in the RFQ session	<p><i>Responder FRMB reports a <b>Quote Cancelled event</b></i></p> <p>type: MEQC quoteKeyDate: 20241114T000000 quoteID: EFG7890-C symbol: XYZ eventTimestamp: 20241114T155209.341436 onlyOneQuoteFlag: true accountHolderType: O RFQID: RFQ202411141</p>	In its Quote Cancelled event, FRMA must populate the <i>RFQID</i> .

## 2.16.8 Non-CAT Reporting Firm Responds to an RFQ Solicitation through a 3<sup>rd</sup> Party Vendor RFQ Platform Not Operated by a Broker-Dealer

This scenario illustrates the CAT reporting requirements when a non-CAT Reporting responder sends electronic RFQ responses that are not immediately actionable in standard electronic format (e.g., FIX) through a 3<sup>rd</sup> party vendor RFQ platform not operated by a Broker-Dealer. Upon agreement with the soliciting CAT Reporting Industry Member to the price sent by the responder, the non-CAT Reporting firm routes an order to the solicitor.



The CAT Reporting Responder is required to report the following:

- The origination of the RFQ Response (New Quote event)
- The route of the RFQ Response to the Solicitor (Routed Quote event)

The Solicitor is required to report the following:

- The receipt of each RFQ response from the non-CAT Reporter firm (Quote Received event)

In this scenario, a non-CAT Reporting firm (or a non US based entity) is a Responder to the electronic RFQ. Therefore, the electronic RFQ responses are not reportable to CAT.

This reporting scenario is also applicable to Industry Members that are CAT Reporters but meet the exceptions outlined in Section 3.4.1 of the [CAT Reporting Technical Specifications for Industry Members](#).

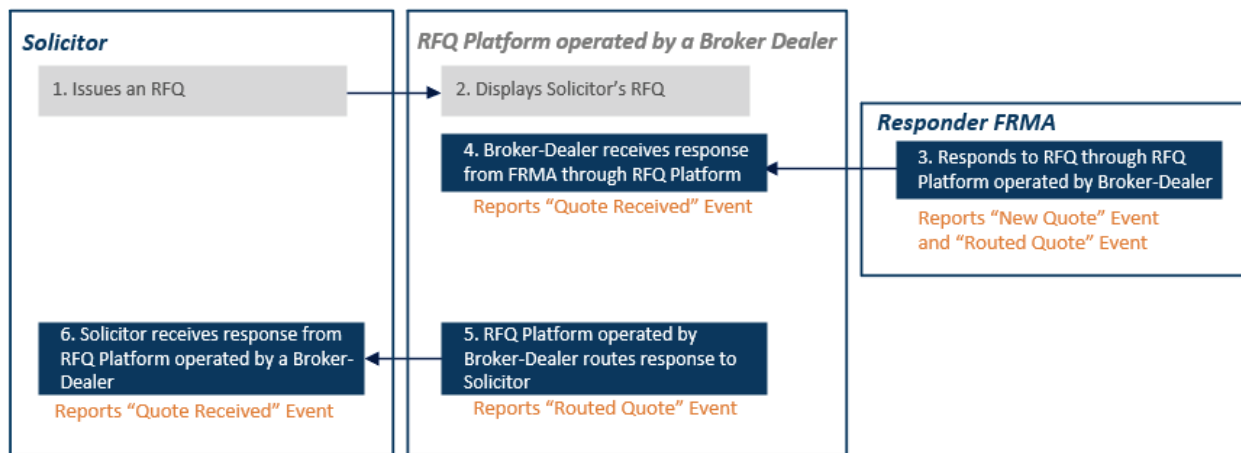
#	Step	Reported Event	Comments
1	The Solicitor issues	N/A	Industry Members are not required to

#	Step	Reported Event	Comments
	an RFQ through an RFQ platform		report RFQs or other forms of solicitation to CAT.
2	RFQ Platform displays the Solicitor's RFQ	N/A	
3	Responder FRMA originates and routes an RFQ Response to the Solicitor	<p><b>Responder FRMA reports a <i>New Quote event and a Routed Quote event</i></b></p> <p>type: MENQ  quoteKeyDate: 20240422T000000  quoteID: ABCD1234  symbol: XYZ  eventTimestamp: 20240422T153035.235533  onlyOneQuoteFlag: true  bidPrice: 9.30  bidQty: 500  firmDesignatedID: FRM415263  accountHolderType: O  RFQID: RFQ20240422-2  RFQFlag: true</p> <p><b>Routed Quote event</b></p> <p>type: MERQ  quoteKeyDate: 20240422T000000  quoteID: ABCD1234  symbol: XYZ  eventTimestamp: 20240422T153035.235533  senderIMID: 654:MMA  receiverIMID: 123:SBD  routedQuoteID: RQID202404221  bidPrice: 9.30  bidQty: 500  RFQID: RFQ20240422-2</p>	In its New Quote event, FRMA must populate the <i>RFQFlag</i> as 'true' and the <i>RFQID</i> .
4	The Solicitor receives the RFQ Response from FRMA	<p><b>Solicitor FRMS reports an <i>Quote Received event</i></b></p> <p>type: MEQR  quoteKeyDate: 20240422T000000  quoteID: ABCD1234  symbol: XYZ  receivedQuoteID: RQID202404221  eventTimestamp: 20240422T153035.235533  receiverIMID: 123:SBD  senderIMID: 654:MMA  onlyOneQuoteFlag: true</p>	In its Quote Received event, Solicitor must populate the <i>RFQFlag</i> as 'true'.

#	Step	Reported Event	Comments
		bidPrice: 9.30 bidQty: 500 RFQID: RFQ20240422-2 RFQFlag: true senderType: F	
5	A Non-CAT Reporter Responder originates and routes an RFQ Response to the Solicitor	N/A	<p>Since the respoding firm is a non-CAT reporter, there are no reporting obligations from this firm.</p> <p>The responder is not a CAT Reporter and is not required to report the origination of the electronic RFQ response and the route of the response sent to the Solicitor.</p>
6	The Solicitor receives the RFQ Response from Non-CAT Reporter	<p><b>Solicitor reports an Quote Received event</b></p> <p>type: MEQR quoteKeyDate: 20240422T000000 quoteID: QR92623 symbol: XYZ receivedQuoteID: RQID20240422-1 eventTimestamp: 20240422T153035.235533 receiverIMID: 123:SBD senderIMID: onlyOneQuoteFlag: true bidPrice: 9.31 bidQty: 500 RFQID: RFQ20240422-1 RFQFlag: true senderType: S</p>	<p>In its Quote Received event, Solicitor must populate the <i>RFQFlag</i> as 'true'.</p> <p>Since the RFQ response was received from a non-CAT reporting responder, a <i>senderType</i> value of 'S' is reported and the <i>senderIMID</i> field is not required.</p> <p>If the Responder to the electronic RFQ is a non-US entity or a Foreign Broker-Dealer, then <i>senderType</i> must be reported with a value of 'N'.</p>
7	Solicitor selects the Non-CAT Reporter as the winning Responder	N/A	The winning bidder is not a CAT Reporter and is not required to report the origination of the new order and the route of the order to the Solicitor.
8	Solicitor selects FRMA as the winning Responder and FRMA routes the order to the Solicitor		Once an order is generated as a result of the winning response, the order is required to be reported by the CAT reporting party sending the order or the CAT reporting party receiving the order. This includes scenarios where the Solicitor is required to send an order to the Responder after selection of the winning bid, or where the Responder is required to send an order to the Solicitor after selection of the winning bid.

### 2.16.9 Industry Member Sends an Electronic Response to an RFQ Sent to an RFQ Platform Operated by a Broker Dealer

This scenario illustrates the CAT reporting requirements when an Industry Member receives an RFQ from a Solicitor and sends the electronic RFQ responses in standard electronic format (e.g., FIX) that are not immediately actionable to the Solicitor to a the 3<sup>rd</sup> party vendor RFQ platform operated by a broker-dealer. The Solicitor sends out the RFQ to the RFQ platform and Industry Member (Responder) responds to the RFQ in standard electronic format (e.g., FIX) to the RFQ platform operated by a Broker-Dealer. The Solicitor receives the RFQ response and agrees with the price quote and routes the customer order to the broker-dealer operating the RFQ platform for execution.



The Responder is required to report the following:

- The origination of the RFQ Response (New Quote event)
- The route of the RFQ Response to the RFQ platform operated by a Broker-Dealer (Routed Quote event)

The Broker-Dealer operating the 3<sup>rd</sup> Party RFQ Platform is required to report the following:

- The receipt of the RFQ response from the Responder (Quote Received event)
- The route of the RFQ Response to the Solicitor (Routed Quote event)

The Solicitor is required to report the following:

- The receipt of each RFQ response from the RFQ Platform operated by the Broker-Dealer (Quote Received event)

This reporting scenario is also applicable to Industry Members that are CAT Reporters but meet the exceptions outlined in Section 3.4.1 of the [CAT Reporting Technical Specifications for Industry Members](#).

#	Step	Reported Event	Comments
1	The Solicitor issues an RFQ through an RFQ platform operated by a Broker-Dealer	N/A	Industry Members are not required to report RFQs or other forms of solicitation to CAT.
2	RFQ Platform displays the Solicitor's RFQ	N/A	
3	Responder FRMA originates and routes an RFQ Response to the RFQ platform operated by a Broker-Dealer	<p><i>Responder FRMA reports a <b>New Quote event</b> and a <b>Routed Quote event</b></i></p> <p>type: MENQ  quoteKeyDate: 20240905T000000  quoteID: FH21285  symbol: XYZ  eventTimestamp: 20240905T153035.234456  onlyOneQuoteFlag: true  bidPrice: 10.31  bidQty: 1000  firmDesignatedID: PM121687  accountHolderType: O  RFQID: RFQ202409051  RFQFlag: true</p> <p><i><b>Routed Quote event</b></i>  type: MERQ  quoteKeyDate: 20240905T000000  quoteID: FH21285  symbol: XYZ  eventTimestamp: 20240905T153035.235522  senderIMID: 456:MMA  destination: 123:RFQBD  routedQuoteID: RQID202409051  bidPrice: 10.31  bidQty: 1000  RFQID: RFQ202409051</p>	In its New Quote event, FRMA must populate the <i>RFQFlag</i> as 'true' and the <i>RFQID</i> .
4	The RFQ platform operated by a Broker-Dealer receives the RFQ response from	<i>Broker-Dealer operating the RFQ platform reports a <b>Quote Received event</b></i>	In its Quote Received event, Broker-Dealer must populate the <i>RFQFlag</i> as 'true'.

#	Step	Reported Event	Comments
	FRMA	type: MEQR quoteKeyDate: 20240905T000000 quoteID: QR41206 symbol: XYZ receivedQuoteID: RQID202409051 eventTimestamp: 20240905T153035.235533 destination: 123:RFQBD senderIMID: 456:MMA onlyOneQuoteFlag: true bidPrice: 10.31 bidQty: 1000 RFQID: RFQ202409051 RFQFlag: true	
5	RFQ platform operated by a Broker-Dealer routes an RFQ response to the Solicitor	<i>RFQ Broker-Dealer reports a <b>Routed Quote event</b></i>  <b>Routed Quote event</b> type: MERQ quoteKeyDate: 20240905T000000 quoteID: SA22211 symbol: XYZ eventTimestamp: 20240905T153035.245544 senderIMID: 123:RFQBD destination: 678:SBD routedQuoteID: RQID202409053 bidPrice: 10.31 bidQty: 1000 RFQID: RFQ202409051	
6	The Solicitor receives the RFQ Response from the RFQ Broker-Dealer	<i>Solicitor reports an <b>Quote Received event</b></i>  <b>Quote Received event</b> type: MEQR quoteKeyDate: 20240905T000000 quoteID: QR101121 symbol: XYZ receivedQuoteID: RQID202409053 eventTimestamp: 20240905T153035.245644 receiverIMID: 678:SBD senderIMID: 123:RFQBD onlyOneQuoteFlag: true bidPrice: 10.31 bidQty: 1000 RFQID: RFQ202409051 RFQFlag: true	In its Quote Received event, Solicitor must populate the <i>RFQFlag</i> as 'true'.



#	Step	Reported Event	Comments
7	Solicitor agrees with the price quote from Responder FRMA		Once an order is generated as a result of the winning response, the order is required to be reported by the party sending the order and the party receiving the order. This includes scenarios where the Solicitor is required to send an order to the Responder after selection of the winning bid, or where the Responder is required to send an order to the Solicitor after selection of the winning bid.

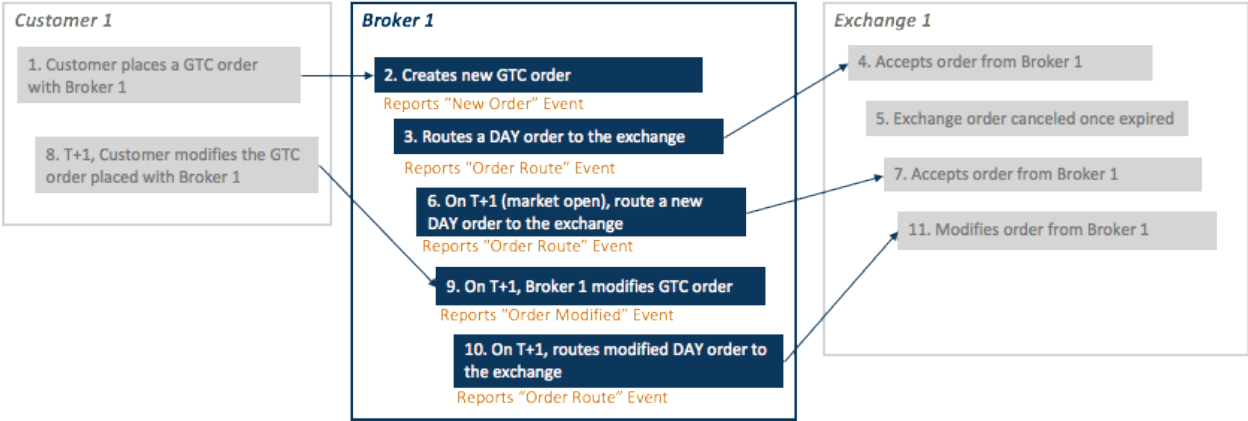
## 2.17 Additional Reporting Scenarios

### 2.17.1 GTC Order Routed to Exchange, Modified by Customer

The following scenario illustrates the CAT reporting requirements when an Industry Member receives a multi-day order from a customer, and routes the order to an exchange as a DAY order.

When the Industry Member receives the order from the customer, the order is reported to CAT as a GTC order. When the Industry Member routes the order to the exchange for execution, the order is routed as a "DAY" order, and must be reported to CAT as a "DAY" on the Order Route event reported by the Industry Member as well as relevant Participant events as outlined in the [CAT Reporting Technical Specifications for Plan Participants](#). The Industry Member must submit an Order Route event every day that the order is sent to the exchange until the order is executed or cancelled.

On T+1, the customer modifies the GTC order. Broker 1 must report an Order Modified event with the original order date and an Order Route event for the modification on the exchange.



Industry Member Broker 1 is required to report:

- The receipt of the customer GTC order on T (New Order event)
- The route of the order to the exchange on T as a "DAY" order (Order Route event)

- The route of the order to the exchange on T+1 (start of day) as the order was not executed or cancelled on T (Order Route event)
- The receipt of the customer request on T+1 (*requestTimestamp* on Order Modified event)
- The confirmation of the modification on T+1 (during market hours) (*eventTimestamp* on Order Modified event)
- The route of the modification to the exchange on T+1 (Order Route event)

In this scenario, Broker 1 is not required to report a Route Cancelled event for the route that was sent to the Exchange on T, as the route was a “DAY” order that expired at the end of the day.

Industry Members are required to capture the *eventTimestamp* in Order Modified events reflecting the time the order was modified (e.g., the time that the order was confirmed to be modified in the firm’s OMS/EMS). In this example, the *eventTimestamp* reflects the time that acknowledgement was received from the exchange. Industry Members are also required to capture the time that the request was received from the customer in the *requestTimestamp* field in the Order Modified event, or in a separate Order Modification Request event.

#	Step	Reported Event	Comments
1	Customer sends a new GTC order to Broker 1	NA	
2	Broker 1 accepts the customer order	<p><b>Broker 1 reports a New Order event</b></p> <p>type: MENO  orderKeyDate: 20180417T000000  orderID: O76543  symbol: XYZ  eventTimestamp:  20180417T153035.123456  manualFlag: false  deptType: A  side: B  price: 9.50  quantity: 1000  orderType: LMT  timeInForce: GTC  tradingSession: REG  custDspIntrFlag: false  firmDesignatedID: FDI345  accountHolderType: A  affiliateFlag: false  negotiatedTradeFlag: false  representativeInd: N</p>	

#	Step	Reported Event	Comments
3	Broker 1 routes the order to Exchange 1 as a DAY order	<p><i>Broker 1 reports an <b>Order Route event</b></i></p> <p>type: MEOR  orderKeyDate: 20180417T000000  orderID: O76543  symbol: XYZ  eventTimestamp: 20180417T153035.124456  manualFlag: false  senderIMID: 123:BROKER1  destination: EXCH1  destinationType: E  routedOrderID: RT91234  session: s1t2  side: B  price: 9.50  quantity: 1000  orderType: LMT  timeInForce: DAY=20180417  tradingSession: REG  affiliateFlag: false  isolnd: NA</p>	
4	Exchange 1 accepts the order from Broker 1	<p><i>Exchange 1 reports a Participant <b>Order Accepted event</b></i></p>	
5	At close of business on T, the order on the exchange expires		
6	At start of day T+1, Broker 1 routes the order to Exchange 1 as a DAY order	<p><i>Broker 1 reports an <b>Order Route event</b></i></p> <p>type: MEOR  orderKeyDate: 20180417T000000  orderID: O76543  symbol: XYZ  eventTimestamp: 20180418T093000.000000  manualFlag: false  senderIMID: 123:BROKER1  destination: EXCH1  destinationType: E  routedOrderID: RT91235  session: s1t2  side: B  price: 9.50  quantity: 1000  orderType: LMT</p>	<p>The <i>orderKeyDate</i> reflects the date and time the Order Key was assigned, which is the previous day.</p> <p>Since Broker 1 is routing the order to a national securities exchange, <i>session</i> is required.</p>

#	Step	Reported Event	Comments
		timeInForce: DAY=20180418 tradingSession: REG affiliateFlag: false isoInd: NA	
7	Exchange 1 accepts the order from Broker 1	<i>Exchange 1 reports a Participant <b>Order Accepted event</b></i>	
8	On T+1, the customer modifies the GTC order, reducing share quantity	NA	
9	Broker 1 modifies the order per the customer's instructions	<i>Broker 1 reports an <b>Order Modified event</b></i>  type: MEOM orderKeyDate: 20180418T000000 orderID: OM87654 symbol: XYZ priorOrderID: O76543 priorOrderKeyDate: 20180417 eventTimestamp: 20180418T103045.723456 manualFlag: false receiverIMID: senderIMID: senderType: routedOrderID: initiator: C side: B price: 9.50 quantity: 900 leavesQty: 900 orderType: LMT timeInForce: GTC tradingSession: REG custDspIntrFlag: false requestTimestamp: 20180418T103045.323456	Upon receipt of the modification, Broker 1 assigns a new Order Key with <i>orderID</i> OM87654.  The Prior Order Key with <i>orderID</i> O76543 must be populated in the <i>priorOrderID</i> field. The Prior Order Key links the Order Modified event with the New Order event.  Since the modification was received from a non-CAT reporting customer, the <i>receiverIMID</i> , <i>senderIMID</i> , <i>senderType</i> , and <i>routedOrderID</i> fields are not required.  In this example, the <i>eventTimestamp</i> is the time that acknowledgement was received from the exchange, which is after the <i>eventTimestamp</i> in the corresponding Order Route event.  In this example, the receipt time of the customer request is captured in the <i>requestTimestamp</i> field on the Order Modified event. Broker 1 may alternatively capture the request time using a separate Order Modification Request event.
10	Broker 1 routes the modified order to Exchange 1	<i>Broker 1 reports an <b>Order Route event</b></i>  type: MEOR orderKeyDate: 20180418T000000 orderID: OM87654 symbol: XYZ eventTimestamp: 20180418T103045.523456 manualFlag: false	

#	Step	Reported Event	Comments
		senderIMID: 123:BROKER1 destination: EXCH1 destinationType: E routedOrderID: RT91236 session: s1t2 side: B price: 9.50 quantity: 900 orderType: LMT timeInForce: DAY=20180418 tradingSession: REG affiliateFlag: false isoInd: NA	
11	Exchange 1 accepts modified order from Broker 1	<i>Exchange 1 reports a Participant <b>Order Modified</b> event</i>	

**2.17.2 Retired Scenario**

**2.17.3 Retired Scenario**

**2.17.4 Order Fulfillment Amendment**

This scenario illustrates the CAT reporting requirements when an Industry Member amends the price of a customer fill that was reported to CAT earlier that day, then amends the price of the customer fill again the next day. Refer to section 4.13.2 of the [CAT Reporting Technical Specifications for Industry Members](#) for additional information.

**Broker 1**

1. On T, Fills customer order  
Reports "Order Fulfillment" Event
2. On T, Amends the price of the customer fill  
Reports "Order Fulfillment Amendment" Event
3. On T+1, Amends the price of the customer fill  
Reports "Order Fulfillment Amendment" Event

For the purpose of this example, details of order handling on the original day are not included.

Industry Member Broker 1 is required to report:

- The fill of the customer order on a Riskless Principal basis on Day T (Order Fulfillment event)

- The amendment of the price of the customer fill on day T (Order Fulfillment Amendment event)
- The amendment of the price of the customer fill on day T+1 (Order Fulfillment Amendment event)

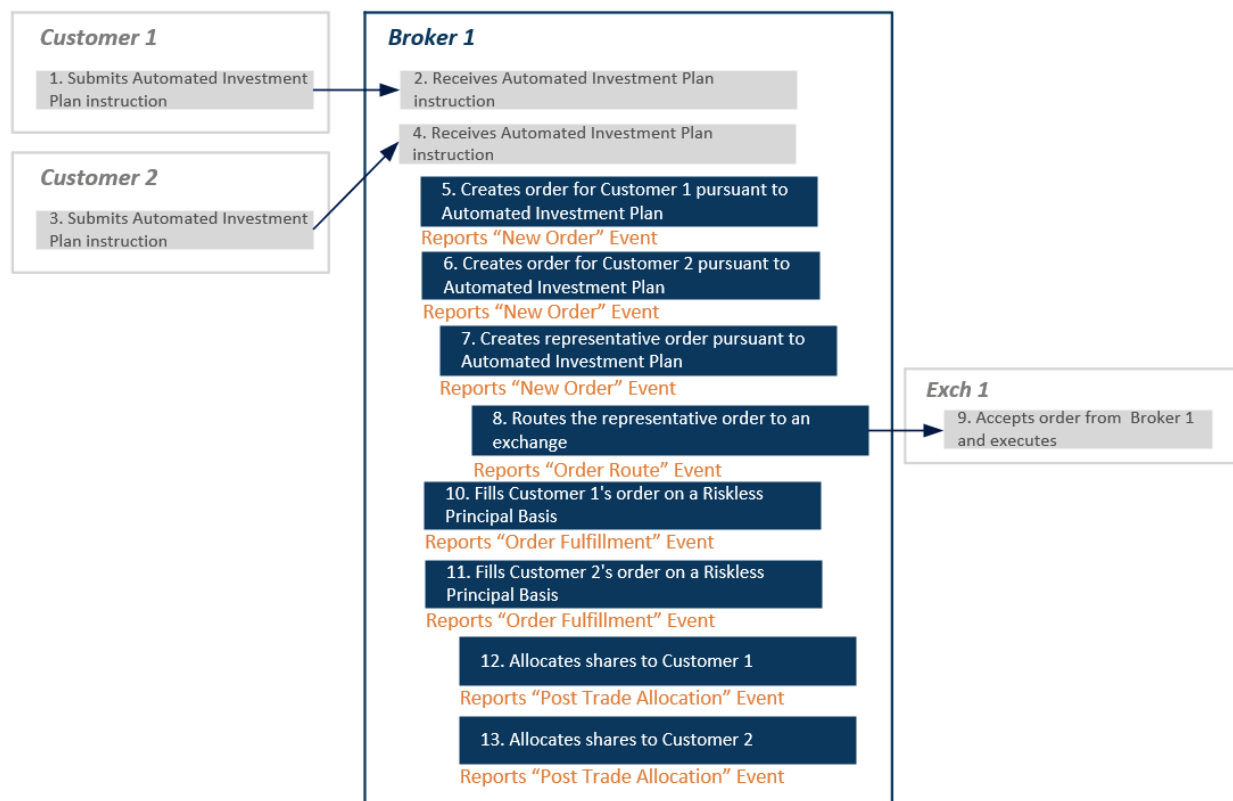
#	Step	Reported Event	Comments
1	On day T, Broker 1 accepted a customer order and filled the order on a Riskless Principal basis	<p><i>Broker 1 (IMID = FRMA) reports an <b>Order Fulfillment event</b></i></p> <p>type: MEOF  fillKeyDate: 20180417T000000  fulfillmentID: AABB1231  symbol: XYZ  eventTimestamp: 20180417T153035.326456  manualFlag: false  fulfillmentLinkType: Y  quantity: 500  price: 9.99  capacity: R  clientDetails:  orderKeyDate: 20180417T000000  orderID: O12345  side: B  firmDetails:  orderKeyDate: 20180417T000000  orderID: O999  side: SL</p>	
2	On T, Broker 1 amends the price of the customer fill	<p><i>On T, Broker 1 reports an <b>Order Fulfillment Amendment event</b></i></p> <p>type: MEFA  fillKeyDate: 20180417T000000  fulfillmentID: AACC1231  priorFillKeyDate: 20180417T000000  priorFulfillmentID: AABB1231  symbol: XYZ  eventTimestamp: 20180417T153037.326456  manualFlag: false  quantity: 500  capacity: R  price: 9.98  fulfillmentLinkType: Y  clientDetails:  orderKeyDate: 20180417T000000  orderID: O12345</p>	<p>In this example, Broker 1 assigns a new Fulfillment Key with <i>fulfillmentID</i> AACC1231 when the fulfillment is amended. The <i>fillKeyDate</i> must be populated with the date that the new Fulfillment Key was assigned.</p> <p>The Prior Fill Key with <i>fulfillmentID</i> AABB1231 must be populated in the <i>priorFulfillmentID</i> field, and the <i>priorFillKeyDate</i> must be populated with the date the Fulfillment Key was assigned in the original Order Fulfillment event.</p>

#	Step	Reported Event	Comments
		side: B firmDetails: orderKeyDate: 20180417T000000 orderID: O999 side: SL	
3	On T+1, Broker 1 amends the price of the customer fill again	<b>On T+1, Broker 1 reports an <i>Order Fulfillment Amendment event</i></b>  type: MEFA fillKeyDate: 20180418T000000 fulfillmentID: AADD1231 priorFillKeyDate: 20180417T000000 priorFulfillmentID: AACC1231 symbol: XYZ eventTimestamp: 20180418T153035.326456 manualFlag: false quantity: 500 capacity: R price: 9.97 fulfillmentLinkType: Y clientDetails: orderKeyDate: 20180417T000000 orderID: O12345 side: B firmDetails: orderKeyDate: 20180417T000000 orderID: O999 side: SL	<p>In this example, Broker 1 assigns a new Fulfillment Key with <i>fulfillmentID</i> AADD1231 when the fulfillment is amended. The <i>fillKeyDate</i> must be populated with the date that the new Fulfillment Key was assigned.</p> <p>The Prior Fill Key with <i>fulfillmentID</i> AACC1231 must be populated in the <i>priorFulfillmentID</i> field, and the <i>priorFillKeyDate</i> must be populated with the date the Fulfillment Key was assigned in the previous Fulfillment Amendment event.</p>

**2.17.5 Automated Investment Plan**

This scenario illustrates the CAT reporting requirements when an Industry Member provides an Automated Investment Plan service, offering the ability for customers to buy securities on a recurring basis. In this scenario, two customers provide instructions to Industry Member Broker A to buy as much of security XYZ as possible for \$100.00 and \$50.00, respectively, on a weekly basis. Broker A aggregates both customer orders together to buy XYZ at a predetermined weekly date and time, generating a single representative order that will be used to facilitate the execution of both customer orders. The representative order is routed to an exchange where it is executed. Upon execution of the representative order, the Broker A fills each of the underlying customer orders on a Riskless Principal basis. Following

the execution, the shares are then allocated to both customers participating in the Automated Investment Plan by Broker A, which is self-clearing.



Industry Member Broker A is required to report:

- Creation of the Buy order for Customer 1 pursuant to the Automated Investment Plan (New Order event with *handlingInstructions* value of 'AIP', 'NH' and 'CASH')
- Creation of the Buy order for Customer 2 pursuant to the Automated Investment Plan (New Order events with *handlingInstructions* value of 'AIP', 'NH' and 'CASH')
- The generation of a representative order for Customers 1 and 2 (New Order event)
- The route of the representative order to the exchange (Order Route event)
- The fill of each customer order on a Riskless Principal basis (Order Fulfillment events)
- The allocation of shares to the participating customers (Post-Trade Allocation events)

Explicit linkage between each customer order and the representative order is required in the *aggregatedOrders* field on the representative MENO and the *firmDetails* in each MEOF.

The allocation of shares to Broker A's original customers is reportable by the firm performing the allocation, which is generally the clearing or self-clearing firm processing the allocation. In this scenario, Broker A is a self-clearing firm and has the obligation to report the allocation events to CAT.



#	Step	Reported Event	Comments
1	Customer 1 instructs Broker A to participate in an Automated Investment Plan	NA	
2	Broker A creates the Buy order for Customer 1 pursuant to the Automated Investment Plan	<p><b>Broker A reports a New Order event</b></p> <p>type: MENO  orderKeyDate: 20170801T000000  orderID: O12345  symbol: XYZ  eventTimestamp: 20170801T143030.123456  manualFlag: false  deptType: A  side: B  price:  quantity: 0  orderType: MKT  timeInForce: DAY=20170801  tradingSession: REG  handlingInstructions: AIP NH CASH=100.00  custDspIntrFlag: false  firmDesignatedID: C123  accountHolderType: I  affiliateFlag: false  negotiatedTradeFlag: false  representativeInd: N</p>	<p>Broker A must populate the following <i>handlingInstructions</i> values:</p> <ul style="list-style-type: none"> <li>• 'CASH' denoting that the order is a cash order, and that Broker A is to purchase \$100.00 worth of XYZ.</li> <li>• 'NH' denoting that this is a not held order, and that Broker A has discretion to create the order as per the Automated Investment Plan.</li> <li>• 'AIP' denoting that the order is associated with an Automated Investment Plan.</li> </ul> <p>In this example, as XYZ is trading at \$10.00, Broker A calculates that a total of 10 shares can be purchased for \$100.00. Refer to <a href="#">CAT FAQ D10</a> for additional information on cash orders.</p>
3	Customer 2 instructs Broker A to participate in an Automated Investment Plan	NA	
4	Broker A creates the Buy order for Customer 2 pursuant to the Automated Investment Plan	<p><b>Broker A reports a New Order event</b></p> <p>type: MENO  orderKeyDate: 20170801T000000  orderID: O12350  symbol: XYZ  eventTimestamp: 20170801T143030.123456  manualFlag: false  deptType: A  side: B  price:  quantity: 0  orderType: MKT</p>	<p>Broker A must populate the following <i>handlingInstructions</i> values:</p> <ul style="list-style-type: none"> <li>• 'CASH' denoting that the order is a cash order, and that Broker A is to purchase \$50.00 worth of XYZ.</li> <li>• 'NH' denoting that this is a not held order, and that Broker A has discretion to create the order as per the Automated Investment Plan.</li> <li>• 'AIP' denoting that the order is associated with an Automated Investment Plan.</li> </ul> <p>In this example, as XYZ is trading at</p>

#	Step	Reported Event	Comments
		timeInForce: DAY=20170801 tradingSession: REG handlingInstructions: AIP NH CASH=50.00 custDspIntrFlag: false firmDesignatedID: C456 accountHolderType: I affiliateFlag: false negotiatedTradeFlag: false representativeInd: N	\$10.00, Broker A calculates that a total of 5 shares can be purchased for \$50.00. Refer to <a href="#">CAT FAQ D10</a> for additional information on cash orders.
5	Broker A generates a representative order for both Customer 1 and Customer 2 pursuant to the Automated Investment Plan	<i>Broker A reports a <b>New Order event</b></i>  type: MENO orderKeyDate: 20170801T000000 orderID: RPO555 symbol: XYZ eventTimestamp: 20170801T143031.123456 manualFlag: false deptType: A side: B price: quantity: 15 orderType: MKT timeInForce: DAY=20170801 tradingSession: REG handlingInstructions: custDspIntrFlag: false firmDesignatedID: PROP123 accountHolderType: P affiliateFlag: false aggregatedOrders: O12345@20170801T000000@@  O12350@20170801T000000@@  negotiatedTradeFlag: false representativeInd: Y	The <i>representativeInd</i> field must be populated with a value of 'Y' to indicate that the order is a representative order, and that explicit linkage is required.  The <i>aggregatedOrders</i> field must be populated with explicit linkage to each customer order.
6	Broker A routes the representative order to an exchange for execution	<i>Broker A reports an <b>Order Route event</b></i>  type: MEOR orderKeyDate: 20170801T000000 orderID: RPO555 symbol: XYZ eventTimestamp: 20170801T143031.623456	

#	Step	Reported Event	Comments
		manualFlag: false senderIMID: 123:BRKA destination: EXCH1 destinationType: E routedOrderID: S120555 session: 1112 side: B price: quantity: 15 orderType: MKT timeInForce: DAY=20170801 tradingSession: REG affiliateFlag: false isoInd: NA handlingInstructions:	
7	The exchange receives the order from Broker A	<i>Exchange 1 reports a <b>Participant Order Accepted</b> event</i>	
8	Execution of the order occurs on the exchange	<i>Exchange 1 reports a <b>Participant Order Trade</b> event</i>	
9, 10	Broker A fills each individual customer order on a Riskless Principal basis	<i>Broker A reports an <b>Order Fulfillment event (1 of 2)</b></i>  type: MEOF fillKeyDate: 20170801T000000 fulfillmentID: FO55501 symbol: XYZ eventTimestamp: 20170801T143040.123456 manualFlag: false quantity: 10 price: 10.00 capacity: R fulfillmentLinkType: Y clientDetails: orderKeyDate: 20170801T000000 orderID: O12345 side: B firmDetails: orderKeyDate: 20170801T000000 orderID: RPO555 side: SL	The <i>fulfillmentLinkType</i> field must be populated with a value of 'Y' to indicate that the order is a representative order, and that explicit linkage is required. <i>firmDetails</i> are required.

#	Step	Reported Event	Comments
		<p><b>Broker A reports an Order Fulfillment event (2 of 2)</b></p> <p>type: MEOF  fillKeyDate: 20170801T000000  fulfillmentID: FO55502  symbol: XYZ  eventTimestamp:  20170801T143040.323456  manualFlag: false  quantity: 5  price: 10.00  capacity: R  fulfillmentLinkType: Y  clientDetails:  orderKeyDate:  20170801T000000  orderID: O12350  side: B  firmDetails:  orderKeyDate:  20170801T000000  orderID: RPO555  side: SL</p>	
11, 12	Broker A allocates the shares to Customer 1 and Customer 2	<p><b>Broker A reports Post-Trade Allocation events (1 of 2)</b></p> <p>type: MEPA  allocationKeyDate:  20170801T000000  allocationID: AL12345  symbol: XYZ  eventTimestamp:  20170801T200000.000000  quantity: 10  price: 10.00  side: B  firmDesignatedID: C123  institutionFlag: false  tradeDate: 20170801  settlementDate: 20170802  accountHolderType: I</p> <p><b>Broker A reports Post-Trade Allocation events (2 of 2)</b></p>	The eventTimestamp in the MEPA event represents the date/time the shares allocated are booked into the customer's/client's account.

#	Step	Reported Event	Comments
		type: MEPA allocationKeyDate: 20170801T000000 allocationID: AL98765 symbol: XYZ eventTimestamp: 20170801T200000.000000 quantity: 5 price: 10.00 side: B firmDesignatedID: C456 institutionFlag: false tradeDate: 20170801 settlementDate: 20170802 accountHolderType: I	

### 2.18 JSON and CSV Examples

This provides an illustration of the different reporting formats of JSON and CSV. Refer to Section 2.5 of the [CAT Reporting Technical Specifications for Industry Members](#) for additional information.

#### 2.18.1 JSON Representation

Below is a JSON representation using the example in [Scenario 2.2.2 Internalized Trade against Proprietary Account](#).

#	Step	Reported Event	Comments
1	Customer sends a Buy order to Broker 1	NA	
2	Broker 1 accepts the customer order	<i>Broker 1 reports a <b>New Order event</b></i>  type: MENO orderKeyDate: 20180416T000000 orderID: O12345 symbol: XYZ eventTimestamp: 20180416T153035.234456 manualFlag: false deptType: T side: B price: 10.00 quantity: 500 orderType: LMT timeInForce: DAY=20180416 tradingSession: REG	<pre>{   "type": "MENO",   "orderKeyDate":   "20180416T000000",   "orderID": "O12345",   "symbol": "XYZ",   "eventTimestamp":   "20180416T153035.234456",   "manualFlag": false,   "deptType": "T",   "side": "B",   "price": 10.00,   "quantity": 500,   "orderType": "LMT",   "timeInForce": {"DAY":   20180416},   "tradingSession": "REG",   "custDsplntrFlag": false,</pre>

#	Step	Reported Event	Comments
		custDsplNtrFlag: false firmDesignatedID: INS001 accountHolderType: A affiliateFlag: false negotiatedTradeFlag: false representativeInd: N	<pre>"firmDesignatedID": "INS001", "accountHolderType": "A", "affiliateFlag": false, "negotiatedTradeFlag": false, "representativeInd": "N" }</pre>
3	Broker 1 executes the order against own proprietary account	<i>Broker 1 reports a Trade event</i>  type: MEOT tradeKeyDate: 20180416T000000 eventTimestamp: 20180416T153035.253456 manualFlag: false cancelFlag: false cancelTimestamp: symbol: XYZ tradeID: TXYZ555 quantity: 500 price: 10.00 capacity: P tapeTradeID: TRF123 marketCenterID: DN sideDetailsInd: NA buyDetails: orderKeyDate: 20180416T000000 orderID: O12345 side: B sellDetails: side: SL firmDesignatedID: PROP123 accountHolderType: P	<pre>{ "type": "MEOT", "tradeKeyDate": "20180416T000000", "eventTimestamp": "20180416T153035.253456", "manualFlag": false, "cancelFlag": false, "cancelTimestamp": "symbol": "XYZ", "tradeID": "TXYZ555", "quantity": 500, "price": 10.00, "capacity": "P", "tapeTradeID": "TRF123", "marketCenterID": "DN", "sideDetailsInd": "NA", "buyDetails":[ { "OrderKeyDate": "20180416T000000", "orderID": "O12345", "side": "B" } ], "sellDetails":[ { "side": "SL", "firmDesignatedID": "PROP123", "accountHolderType": "P" } ] }</pre>

### 2.18.2 CSV Representation

Below is the corresponding CSV representation of the same sample events.

Step 2: New Order Event

```
,,MENO,,20180416T000000,O12345,XYZ,20180416T153035.234456,
false,,,T,,,B,10.00,500,,LMT,DAY=20180416,REG,,false,INS001,A,false,,,false,N,,,,,,,,,,,,,
```

Step 3: Trade Event

,,,MEOT,,,20180416T000000,XYZ555,XYZ,20180416T153035.253456,false,false,,,,,500,10.00,P,TRF  
123,DN,NA,20180416T000000@O12345@B@@@,@@SL@@123FPAEXC@P@,,,,,,,,,

### 3 Option Scenarios and Examples

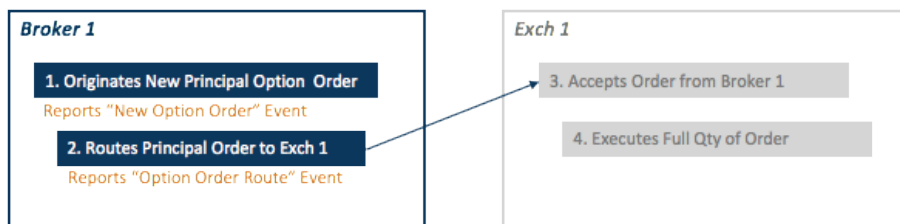
This section illustrates reporting scenarios for single leg electronic option events. Each example includes a process flow table and sample reporting values. Refer to Section 5 of the [CAT Reporting Technical Specifications for Industry Members](#), along with [Published Options guidance](#) and [Section K of the CAT FAQs regarding Options](#) for additional information.

#### 3.1 Option Order Origination and Route Scenarios

This section illustrates the CAT reporting requirements when an order is received or originated, and is subsequently routed away from the firm for execution. Refer to Section 5.4 of the [CAT Reporting Technical Specifications for Industry Members](#) for additional information.

##### 3.1.1 New Principal Option Order Routed to Exchange and Executed

This scenario illustrates the CAT reporting requirements when an Industry Member originates a new principal option order electronically, and electronically routes the order to an exchange where it is executed.



Industry Member Broker 1 is required to report:

- The origination of a principal option order (New Option Order event)
- The route to an exchange (Option Order Route event)

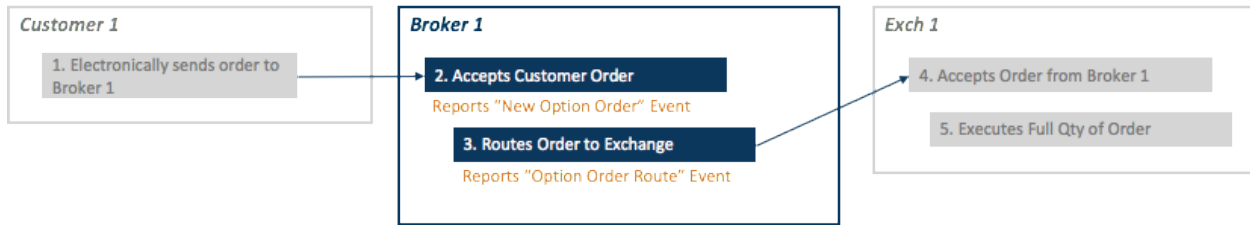
#	Step	Reported Event	Comments
1	Broker 1 originates an order from its proprietary account	<p><b>Broker 1 reports a <i>New Option Order</i> event</b></p> <p>type: MONO            orderKeyDate: 20180516T000000            orderID: OFP544            optionID: ABCD 191220C00095000            eventTimestamp: 20180516T133031.127            deptType: T            side: B            price: 9.95            quantity: 20            orderType: LMT            timeInForce: DAY=20180516</p>	



#	Step	Reported Event	Comments
		tradingSession: REG firmDesignatedID: 123FPAEXC accountHolderType: P affiliateFlag: false openCloseIndicator: Open representativeInd: N	
2	Broker 1 routes the option order to Exch 1	<i>Broker 1 reports an <b>Option Order Route event</b></i>  type: MOOR orderKeyDate: 20180516T000000 orderID: OFP544 optionID: ABCD 191220C00095000 eventTimestamp: 20180516T133031.129 senderIMID: 123:AEXC destination: OEXCH destinationType: E routedOrderID: RTOFP544 session: 2102 side: B price: 9.95 quantity: 20 orderType: LMT timeInForce: DAY=20180516 tradingSession: REG exchOriginCode: F affiliateFlag: false openCloseIndicator: Open	
3	Exch 1 accepts the option order from Broker 1	<i>Exchange reports a Participant <b>Simple Option Order Accepted event</b></i>	
4	Exch 1 executes the full quantity of the option order	<i>Exchange reports a Participant <b>Simple Option Trade event</b></i>	

**3.1.2 Customer Option Order Routed to the Exchange and Executed**

This scenario illustrates the CAT reporting requirements when an Industry Member routes a customer order to an exchange for execution.



Industry Member Broker 1 is required to report:

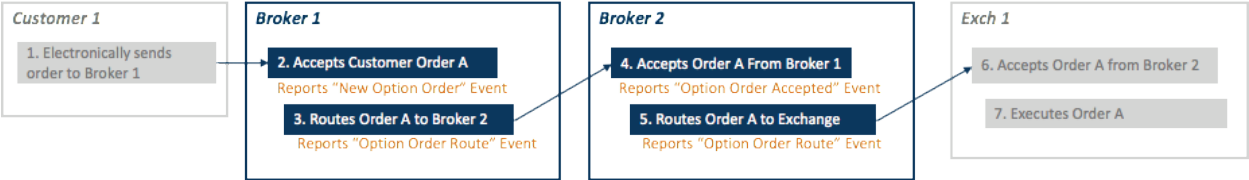
- The receipt of the customer order (New Option Order event)
- The route of the customer order to the exchange (Option Order Route event)

#	Step	Reported Event	Comments
1	Customer electronically sends an option order to Broker 1	NA	
2	Broker 1 accepts the customer order	<p><b>Broker 1 reports a <i>New Option Order</i> event</b></p> <p>type: MONO  orderKeyDate: 20180516T000000  orderID: O54321  optionID: ABCD 190215C00062500  eventTimestamp: 20180516T133031.1234  deptType: A  side: S  price: 6.60  quantity: 30  orderType: LMT  timeInForce: DAY=20180516  tradingSession: REG  handlingInstructions: NH STP  firmDesignatedID: CUS98765  accountHolderType: A  affiliateFlag: false  openCloseIndicator: Close  representativeInd: N</p>	
3	Broker 1 routes the option order to Exch 1	<p><b>Broker 1 reports an <i>Option Order Route</i> event</b></p> <p>type: MOOR  orderKeyDate: 20180516T000000  orderID: O54321  optionID: ABCD 190215C00062500  eventTimestamp: 20180516T133031.1684  senderIMID: 123:BRKR01</p>	<p>Since the values in the <i>handlingInstructions</i> field have not changed from the New Option Order to the Option Order Route, BRKR01 may populate "RAR" in the <i>handlingInstructions</i> field indicating the order was "routed as received". Alternatively, firms have the option to re-state all <i>handlingInstructions</i> values.</p>

#	Step	Reported Event	Comments
		destination: OPEXCH1 destinationType: E routedOrderID: RT555 session: s5 side: S price: 6.60 quantity: 30 minQty: 10 orderType: LMT timeInForce: DAY=20180516 tradingSession: REG handlingInstructions: RAR exchOriginCode: C affiliateFlag: false openCloseIndicator: Close	
4	Exch 1 accepts the option order from Broker 1	<i>Exchange reports a Participant <b>Simple Option Order Accepted</b> event</i>	
5	Exch 1 executes the full quantity of the option order	<i>Exchange reports a Participant <b>Simple Option Trade</b> event</i>	

### 3.1.3 Customer Option Order Electronically Routed between Two Industry Members and Subsequently Executed on an Exchange

This scenario illustrates the CAT reporting requirements when an option order is electronically routed from one Industry Member to another, and is further routed to an exchange for execution.



Industry Member Broker 1 is required to report:

- The receipt of the customer order (New Option Order event)
- The route of the customer option order to Broker 2 (Option Order Route event)

Industry Member Broker 2 is required to report:

- The receipt of the order from Broker 1 (Option Order Accepted event)
- The route of the order to the Exchange (Option Order Route event)

#	Step	Reported Event	Comments
1	Customer electronically sends an option order to Broker 1	NA	
2	Broker 1 accepts the customer order	<p><b>Broker 1 reports a <i>New Option Order</i> event</b></p> <p>type: MONO  orderKeyDate: 20180516T000000  orderID: OA1B2C3  optionID: XYZ 180601P00095000  eventTimestamp:  20180516T133031.1234  deptType: A  side: B  price: 5.5  quantity: 10  orderType: LMT  timeInForce: DAY=20180516  tradingSession: REG  firmDesignatedID: C0001  accountHolderType: A  affiliateFlag: false  openCloseIndicator: Open  representativeInd: N</p>	
3	Broker 1 routes the order to Broker 2	<p><b>Broker 1 reports an <i>Option Order Route</i> event</b></p> <p>type: MOOR  orderKeyDate: 20180516T000000  orderID: OA1B2C3  optionID: XYZ 180601P00095000  eventTimestamp:  20180516T133031.1324  senderIMID: 123:BRKR01  destination: 456:BROKER2  destinationType: F  routedOrderID: RT0789  side: B  price: 5.5  quantity: 10  orderType: LMT  timeInForce: DAY=20180516  tradingSession: REG  affiliateFlag: false  openCloseIndicator: Open</p>	

#	Step	Reported Event	Comments
4	Broker 2 accepts the order from Broker 1	<p><b>Broker 2 reports an <i>Option Order Accepted</i> event</b></p> <p>type: MOOA  orderKeyDate: 20180516T000000  orderID: O45678  optionID: XYZ 180601P00095000  eventTimestamp:  20180516T133031.2324  receiverIMID: 456:BROKER2  senderIMID: 123:BRKR01  senderType: F  routedOrderID: RT0789  deptType: A  side: B  price: 5.5  quantity: 10  orderType: LMT  timeInForce: DAY=20180516  tradingSession: REG  affiliateFlag: false  openCloseIndicator: Open</p>	
5	Broker 2 routes order to the exchange	<p><b>Broker 2 reports an <i>Option Order Route</i> event</b></p> <p>type: MOOR  orderKeyDate: 20180516T000000  orderID: O45678  optionID: XYZ 180601P00095000  eventTimestamp:  20180516T133031.2542  senderIMID: 456:BROKER2  destination: EXCH1  destinationType: E  routedOrderID: RT3210  session: s2  side: B  price: 5.5  quantity: 10  orderType: LMT  timeInForce: DAY=20180516  tradingSession: REG  exchOriginCode: C  affiliateFlag: false  openCloseIndicator: Open</p>	
6	Exch 1 accepts order	<b>Exchange reports a <i>Participant</i></b>	

#	Step	Reported Event	Comments
	from Broker 2	<b>Simple Option Order Accepted event</b>	
7	Exch 1 executes the order	<i>Exchange reports a Participant</i> <b>Simple Option Trade event</b>	

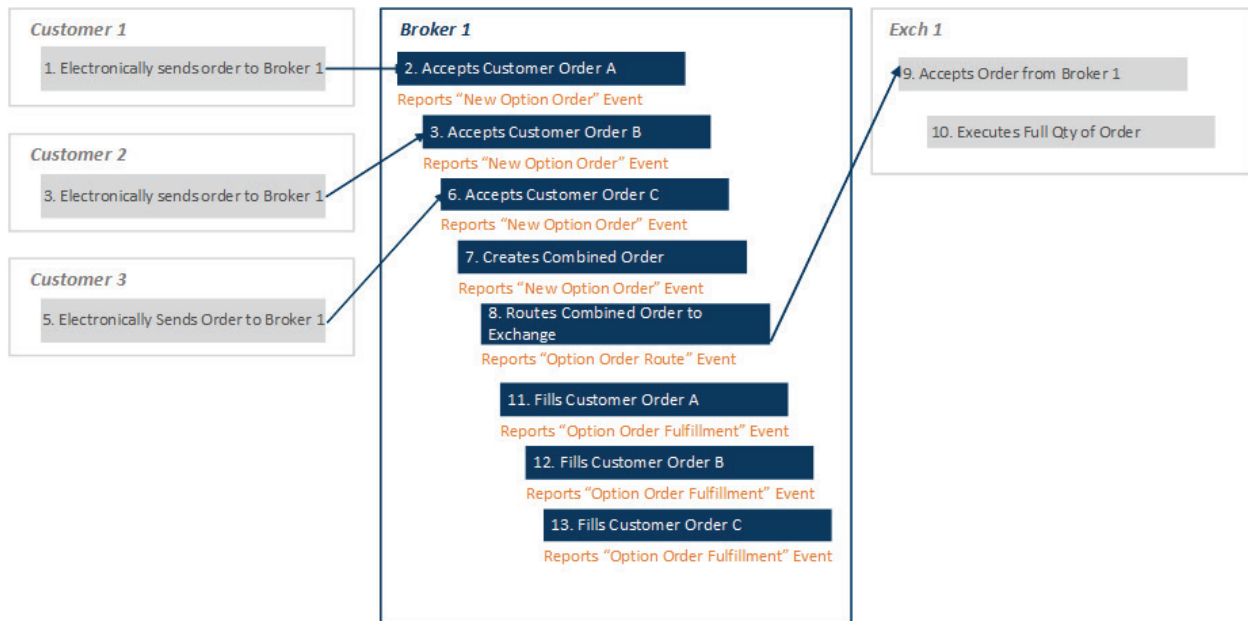
### 3.1.4 Retired Scenario

### 3.1.5 Retired Scenario

## 3.2 Fulfillment Scenarios

### 3.2.1 Broker Receives Single Leg Electronic Orders, Creates a Combined Order and Routes the Combined Order to an Exchange

This scenario illustrates the reporting requirements when an Industry Member combines individual, simple option orders from customers before routing to an exchange as a single, simple order for execution. Refer to Section 5.11 of the [CAT Reporting Technical Specifications for Industry Members](#) for additional information.



Industry Member Broker 1 is required to report:

- The electronic receipt of each single leg customer order (New Option Order events)
- The generation of the combined order (New Option Order event)
- The route of the combined order to the exchange (Option Order Route event)
- The fill of each customer order (Option Order Fulfillment event)

The New Option Order event representing the combined order must be populated with a *representativeInd* value of 'O' indicating that the order is an Options Combined order. The Option Order Fulfillment events must be populated with a *fulfillmentLinkType* value of 'O' indicating that the order is an Options Order Fulfillment. Explicit linkage between the customer orders and the combined order is required.

#	Step	Reported Event	Comments
1	Customer 1 electronically sends a single leg option order to Broker 1	NA	
2	Customer 2 electronically sends a single leg option order to Broker 1	NA	
3	Customer 3 electronically sends a single leg option order to Broker 1	NA	
4	Broker 1 accepts the order from Customer 1	<p><b>Broker 1 reports a New Option Order event</b></p> <p>type: MONO  orderKeyDate: 20180516T000000  orderID: O10987  optionID: XYZ 180906C00001875  eventTimestamp:  20180516T133031.1234  deptType: A  side: B  price: 3.90  quantity: 60  orderType: LMT  timeInForce: DAY=20180516  tradingSession: REG  handlingInstructions: NH  firmDesignatedID: C0001A  accountHolderType: A  affiliateFlag: false  openCloseIndicator: Open  representativeInd: N</p>	
5	Broker 1 accepts the order from Customer 2	<p><b>Broker 1 reports a New Option Order event</b></p> <p>type: MONO  orderKeyDate: 20180516T000000  orderID: O10988</p>	

#	Step	Reported Event	Comments
		optionID: XYZ 180906C00001875 eventTimestamp: 20180516T134520.1234 deptType: A side: B price: 3.90 quantity: 150 orderType: LMT timeInForce: DAY=20180516 tradingSession: REG handlingInstructions: NH firmDesignatedID: C0001B accountHolderType: A affiliateFlag: false openCloseIndicator: Open representativeInd: N	
6	Broker 1 accepts the order from Customer 3	<i>Broker 1 reports a <b>New Option Order event</b></i>  type: MONO orderKeyDate: 20180516T000000 orderID: O10989 optionID: XYZ 180906C00001875 eventTimestamp: 20180516T135540.1234 deptType: A side: B price: 3.90 quantity: 90 orderType: LMT timeInForce: DAY=20180516 tradingSession: REG handlingInstructions: NH firmDesignatedID: C0001C accountHolderType: A affiliateFlag: false openCloseIndicator: Open representativeInd: N	
7	Broker 1 generates a combined order.	<i>Broker 1 reports a <b>New Option Order event</b></i>  type: MONO orderKeyDate: 20180516T000000 orderID: O10990 optionID: XYZ 180906C00001875	The <i>representativeInd</i> field must be populated with a value of 'O' to indicate that the order is an Options Combined Order.  The <i>aggregatedOrders</i> field must be populated.



#	Step	Reported Event	Comments
		eventTimestamp: 20180516T135610.1234 deptType: A side: B price: 3.90 quantity: 300 orderType: LMT timeInForce: DAY=20180516 tradingSession: REG handlingInstructions: NH firmDesignatedID: C0001D accountHolderType: V affiliateFlag: false aggregatedOrders: O10987@20180516T000000@@  O10988@20180516T000000@@  O10989@20180516T000000@@  openCloseIndicator: Open representativeInd: O	
8	Broker 1 routes the combined order to an Options Exchange	<i>Broker 1 reports an <b>Option Order Route event</b></i>  type: MOOR orderKeyDate: 20180516T000000 orderID: O10990 optionID: XYZ 180906C00001875 eventTimestamp: 20180516T135610.2250 senderIMID: 123:BRKR1 destination: EXCH1 destinationType: E routedOrderID: RT01111 session: sA2 side: B price: 3.90 quantity: 300 orderType: LMT timeInForce: DAY=20180516 tradingSession: REG handlingInstructions: NH affiliateFlag: false exchOriginCode: C	BRKR1 is required to populate the <i>handlingInstructions</i> field with a value of "NH" on its Option Order Route event.
9	Exchange 1 accepts the order from Broker 1	<i>Exchange reports a <b>Participant Simple Option Order Accepted event</b></i>	
10	Exchange 1 executes the order	<i>Exchange reports a <b>Participant Simple Option Trade event</b></i>	

#	Step	Reported Event	Comments
11	Broker 1 fills Customer 1's order	<p><b>Broker 1 reports an Option Order Fulfillment event</b></p> <p>type: MOOF  fillKeyDate: 20180516T000000  fulfillmentID: FB10434  optionID: XYZ 180906C00001875  eventTimestamp:  20180516T141510.1250  quantity: 60  price: 3.90  fulfillmentLinkType: O  clientDetails:  orderKeyDate:  20180516T000000  orderID: O10987  side: B  firmDetails:  orderKeyDate:  20180516T000000  orderID: O10990  side: S</p>	The fulfillmentLinkType field must be populated with a value of 'O' indicating that this is an Options Order Fulfillment. In this scenario , the firmDetails are required.
12	Broker 1 fills Customer 2's order	<p><b>Broker 1 reports an Option Order Fulfillment event</b></p> <p>type: MOOF  fillKeyDate: 20180516T000000  fulfillmentID: FB10435  optionID: XYZ 180906C00001875  eventTimestamp:  20180516T141510.1250  quantity: 150  price: 3.90  fulfillmentLinkType: O  clientDetails:  orderKeyDate:  20180516T000000  orderID: O10988  side: B  firmDetails:  orderKeyDate:  20180516T000000  orderID: O10990  side: S</p>	The fulfillmentLinkType field must be populated with a value of 'O' indicating that this is an Options Order Fulfillment. In this scenario, the firmDetails are required.
13	Broker 1 fills Customer 3's order	<p><b>Broker 1 reports an Option Order Fulfillment event</b></p>	The fulfillmentLinkType field must be populated with a value of 'O' indicating that this is an Options

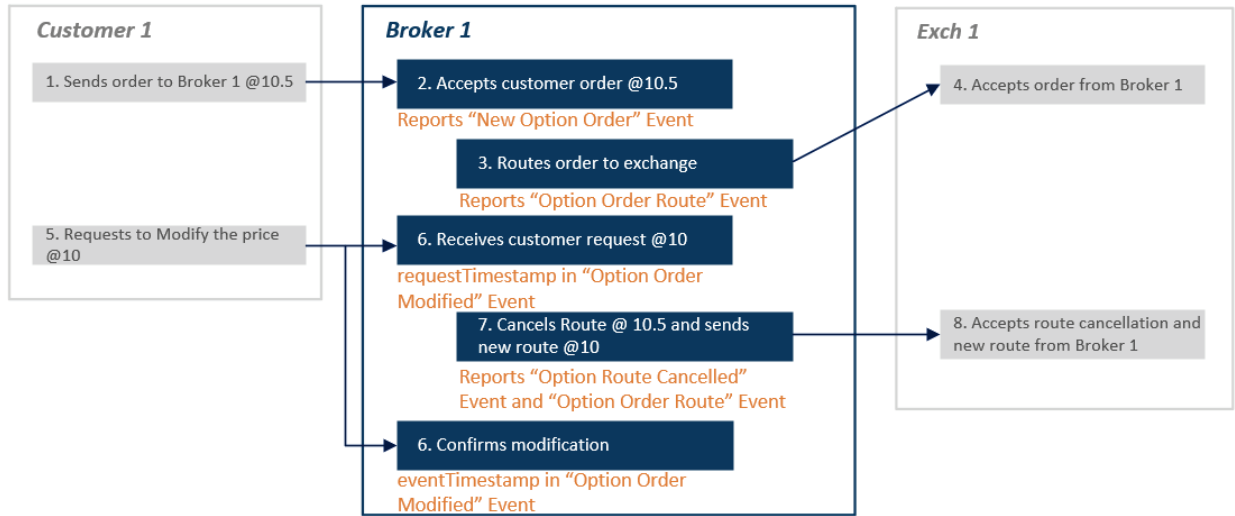
#	Step	Reported Event	Comments
		type: MOOF fillKeyDate: 20180516T000000 fulfillmentID: FB10436 optionID: XYZ 180906C00001875 eventTimestamp: 20180516T141510.1250 quantity: 90 price: 3.90 fulfillmentLinkType: O clientDetails: orderKeyDate: 20180516T000000 orderID: O10989 side: B firmDetails: orderKeyDate: 20180516T000000 orderID: O10990 side: S	Order Fulfillment. In this scenario, the <i>firmDetails</i> are required.

### 3.3 Option Order Modification Scenarios

This section illustrates CAT reporting requirements for single leg option order modification scenarios. In addition to the scenarios provided below, please refer to Equity Event Section 2.5. This guidance also applies to single leg electronic option order reporting. Refer to Section 5.1.7 of the [CAT Reporting Technical Specifications for Industry Members](#) for additional information.

#### 3.3.1 Customer Requests the Modification of an Option Order that was Previously Routed to an Exchange

This scenario illustrates a customer requested modification (electronically) of an option order which the Industry Member had previously routed to an exchange.



Industry Member Broker 1 is required to report:

- The electronic receipt of the customer order (New Option Order event)
- The route of the order to the exchange (Option Order Route event)
- The electronic receipt of the customer modification request (*requestTimestamp* on Option Order Modified event)
- The cancellation of the original route to the exchange (Option Route Cancelled event)
- A new route to the exchange (Option Order Route event)
- The confirmation of the customer modification (*eventTimestamp* on Option Order Modified event)

#	Step	Reported Event	Comments
1	Customer electronically sends the option order to Broker 1	NA	
2	Broker 1 accepts the customer order	<p><b>Broker 1 reports a <i>New Option Order</i> event</b></p> <p>type: MONO  orderKeyDate: 20180516T000000  orderID: OPA1740  optionID: XYZ 180906C00001905  eventTimestamp:  20180516T133031.1234  deptType: A  side: B  price: 10.5  quantity: 50  orderType: LMT  timeInForce: DAY=20180516  tradingSession: REG  handlingInstructions: NH STP</p>	

#	Step	Reported Event	Comments
		firmDesignatedID: C0001 accountHolderType: A affiliateFlag: false openCloseIndicator: Open representativeInd: N	
3	Broker 1 routes the order to Exchange 1	<b>Broker 1 reports an Option Order Route event</b>  type: MOOR eventTimestamp: 20180516T133031.1434 optionID: XYZ 180906C00001905 senderIMID: 123:FIRM1 destination: EXCH1 destinationType: E orderID: OPA1740 routedOrderID: RTID201 session: s2r1 side: B price: 10.5 quantity: 50 orderType: LMT timeInForce: DAY=20180516 tradingSession: REG handlingInstructions: NH STP affiliateFlag: false exchOriginCode: C openCloseIndicator: Open	FIRM1 is required to populate the <i>handlingInstructions</i> field with a value of "NH" and "STP" on its Option Order Route event.
4	Exchange 1 accepts the order from Broker 1	<b>Exchange reports a Participant Simple Option Order Accepted event</b>	
5	Customer electronically modifies the order	NA	
6	Broker 1 modifies the order per the customer's instructions	<b>Broker 1 reports an Option Order Modified event</b>  type: MOOM orderKeyDate: 20180516T000000 orderID: OPB1740 optionID: XYZ 180906C00001905 priorOrderKeyDate: 20180516T000000 priorOrderID: OPA1740 eventTimestamp: 20180516T133031.1600 initiator: C	Upon receipt of the modification, Broker 1 assigns a new Order Key with <i>orderID</i> OPB1740.  The Prior Order Key with <i>orderID</i> OPA1740 must be populated in the <i>priorOrderID</i> field. The Prior Order Key links the Option Order Modified event with the New Option Order event.

#	Step	Reported Event	Comments
		side: B price: 10 quantity: 50 leavesQty: 50 orderType: LMT timeInForce: DAY=20180516 tradingSession: REG handlingInstructions: NH STP openCloseIndicator: Open representativeInd: N requestTimestamp: 20180516T133031.1484	
7	Broker 1 routes the modification to Exchange 1	<p><i>Broker 1 reports an <b>Option Route Cancelled event</b></i></p> type: MOCR eventTimestamp: 20180516T133031.1496 optionID: XYZ 180906C00001905 cancelQty: 50 senderIMID: 123:FIRM1 destination: EXCH1 destinationType: E orderID: OPA1740 routedOrderID: RTID201 session: s2r1 multiLegInd: false <p><i>Broker 1 reports an <b>Option Order Route event</b></i></p> type: MOOR orderKeyDate: 20180516T000000 orderID: OPB1740 optionID: XYZ 180906C00001905 eventTimestamp: 20180516T133031.1500 senderIMID: 123:FIRM1 destination: EXCH1 destinationType: E routedOrderID: RTID567 session: s2r1 side: B price: 10 quantity: 50 orderType: LMT timeInForce: DAY=20180516	FIRM1 is required to populate the <i>handlingInstructions</i> field with a value of "NH" and "STP" on its Option Order Route event.

#	Step	Reported Event	Comments
		tradingSession: REG handlingInstructions: NH STP affiliateFlag: false exchOriginCode: C openCloseIndicator: Open	
8	Exchange 1 updates the order	<i>Exchange reports a Participant Option Order Modified event</i>	

### 3.4 Cancellation Scenarios

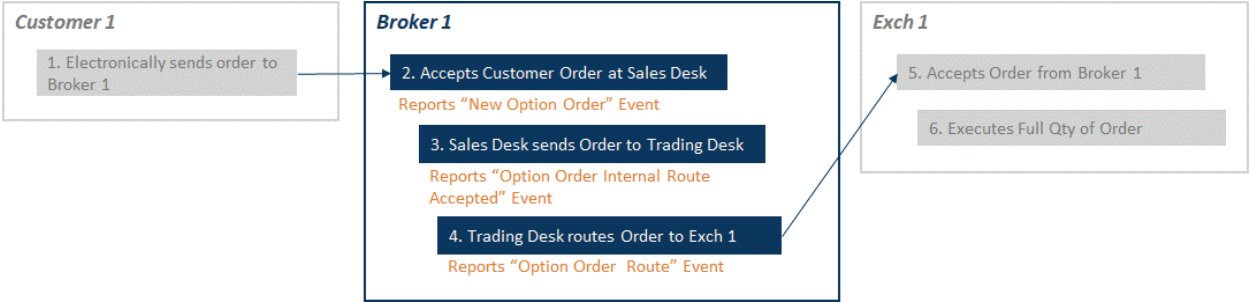
Option Order Cancelled events follow the same guidance as Order Cancelled events for equities. In addition to the scenarios provided below, refer to Equity Event Section 2.6. The guidance also applies to single leg electronic option order reporting. Refer to Section 5.9 of the [CAT Reporting Technical Specifications for Industry Members](#) for additional information.

### 3.5 Internal Route Scenarios

This section illustrates the CAT reporting requirements when an order is passed to a different department or desk within a *CATReporterIMID*. Refer to Section 5.6 of the [CAT Reporting Technical Specifications for Industry Members](#) for additional information.

#### 3.5.1 Customer Option Order Internally Routed Electronically

This scenario illustrates the CAT reporting requirements when an Industry Member internally routes a customer order from the Sales Desk to the Trading Desk.



Industry Member Broker 1 is required to report:

- The electronic receipt of the customer order (New Option Order event)
- The internal route of the order from the Sales Desk to the Trading Desk (Option Order Internal Route Accepted event)
- The route of the order to the exchange (Option Order Route event)

#	Step	Reported Event	Comments
1	Customer electronically sends an option order to Broker 1	NA	
2	Broker 1 accepts the customer order at the Sales Desk	<p><b>Broker 1 reports a New Option Order event</b></p> <p>type: MONO  orderKeyDate: 20180516T000000  orderID: OS3456  optionID: XYZ 190215C00002150  eventTimestamp: 20180516T133031.1234  deptType: A  side: B  price: 6.60  quantity: 20  orderType: LMT  timeInForce: DAY=20180516  tradingSession: REG  handlingInstructions: STP  firmDesignatedID: CUS98765  accountHolderType: A  affiliateFlag: false  openCloseIndicator: Close  representativeInd: N</p>	
3	Trading Desk accepts the internal route of the order from the Sales Desk	<p><b>Broker 1 reports an Option Order Internal Route Accepted event</b></p> <p>type: MOIR  orderKeyDate: 20180516T000000  orderID: OT5459  optionID: XYZ 190215C00002150  parentOrderKeyDate: 20180516T000000  parentOrderID: OS3456  eventTimestamp: 20180516T133031.1254  deptType: T  receivingDeskType: T  side: B  price: 6.60  quantity: 20  minQty: 10  orderType: LMT  handlingInstructions: STP  openCloseIndicator: Open  deskOrderID:</p>	<p>The Trading Desk, upon receipt of the internal route, assigns a new Order Key with <i>orderID</i> OT5459. Therefore, the <i>deskOrderID</i> is not required.</p> <p>The Parent Order Key with <i>orderID</i> OS3456 must be populated in the <i>parentOrderID</i> field. The Parent Order Key links the Option Order Internal Route Accepted event with the New Option Order event.</p> <p>The <i>openCloseIndicator</i> changes from "Close" to "Open". At the time of order origination, the customer was short, but at the point of time the order is received by the Trading Desk, the customer's position was flat.</p>

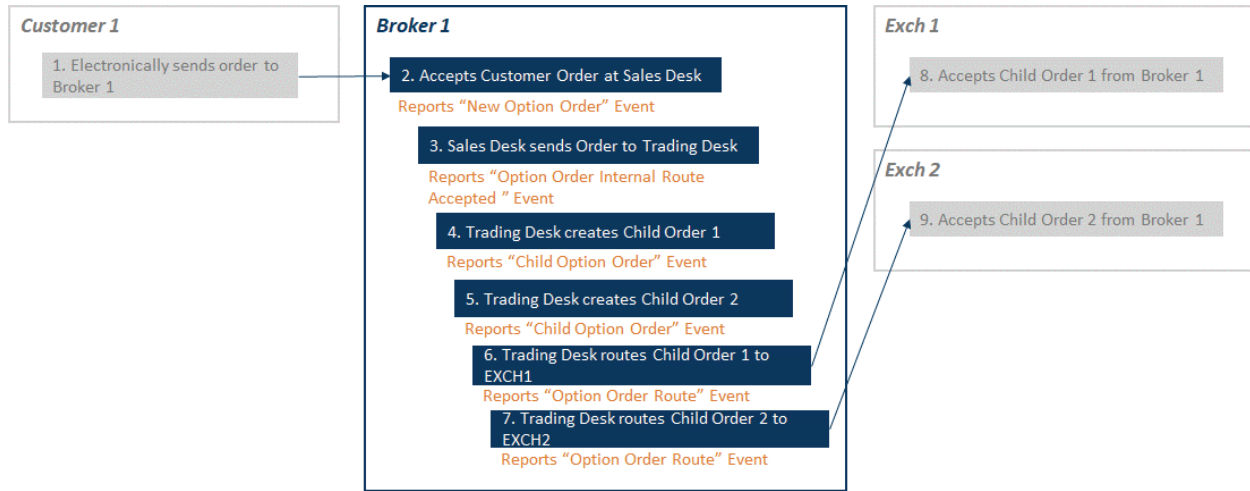


#	Step	Reported Event	Comments
4	The Trading Desk electronically routes the order to the Exchange	<p><i>Broker 1 reports an <b>Option Order Route event</b></i></p> <p>type: MOOR  orderKeyDate: 20180516T000000  orderID: OT5459  optionID: XYZ 190215C00002150  eventTimestamp:  20180516T133031.3789  senderIMID: 123:BRKR01  destination: OPEXCH1  destinationType: E  routedOrderID: RT5309  session: s5  side: B  price: 6.60  quantity: 20  minQty: 10  orderType: LMT  timeInForce: DAY=20180516  tradingSession: REG  handlingInstructions: STP  affiliateFlag: false  exchOriginCode: C  openCloseIndicator: Open</p>	BRKR01 is required to populate the <i>handlingInstructions</i> field with a value of "STP" on its Option Order Route event.
5	Exchange 1 accepts order from Broker 1	<i>Exchange reports a Participant <b>Simple Option Order Accepted event</b></i>	
6	Exchange 1 executes the order	<i>Exchange reports a Participant <b>Simple Option Trade event</b></i>	

**3.5.2 Order is Routed Internally and Child Orders are Generated Prior to Routing**

This scenario illustrates the CAT reporting requirements when an Industry Member routes an order internally from the Sales Desk to the Trading Desk, and the Trading Desk generates child orders. The

child orders are then routed to exchanges for execution.



Industry Member Broker 1 is required to report:

- The electronic receipt of the customer order (New Option Order event)
- The internal route of the order from the Sales Desk to the Trading Desk (Option Order Internal Route Accepted event)
- The generation of child orders by the Trading Desk (Child Option Order events)
- The route of each child order to an exchange (Option Order Route events)

#	Step	Reported Event	Comments
1	Customer electronically sends the option order to Broker 1	NA	
2	Broker 1 accepts customer order at the Sales Desk	<p><b>Broker 1 reports a <i>New Option Order</i> event</b></p> <p>type: MONO            orderKeyDate: 20180516T000000            orderID: OS10001            optionID: XYZ 190215C00002150            eventTimestamp:            20180516T133031.1234            deptType: A            side: B            price: 8.5            quantity: 10            orderType: LMT            timeInForce: DAY=20180516            tradingSession: REG            handlingInstructions: STP            firmDesignatedID: CUS234            accountHolderType: A            affiliateFlag: false</p>	

#	Step	Reported Event	Comments
		openCloseIndicator: Open representativeInd: N	
3	Trading Desk accepts the internal route of the order from the Sales Desk	<b>Broker 1 reports an Option Order Internal Route Accepted event</b>  type: MOIR orderKeyDate: 20180516T000000 orderID: OT56789 optionID: XYZ 190215C00002150 parentOrderKeyDate: parentOrderID: OS10001 eventTimestamp: 20180516T133031.1254 deptType: T receivingDeskType: T side: B price: 8.5 quantity: 10 orderType: LMT handlingInstructions: STP openCloseIndicator: Open deskOrderID:	The Trading Desk, upon receipt of the internal route, assigns a new Order Key with <i>orderID</i> OT56789.  The Parent Order Key with <i>orderID</i> OS10001 must be populated in the <i>parentOrderID</i> field. The Parent Order Key links the Option Order Internal Route Accepted event with the New Option Order event.
4	Trading Desk creates Child Order 1	<b>Broker 1 reports a Child Option Order event (1 of 2)</b>  type: MOCO orderKeyDate: 20180516T000000 orderID: CO111 optionID: XYZ 190215C00002150 parentOrderKeyDate: 20180516T000000 parentOrderID: OT56789 eventTimestamp: 20180516T133031.1260 side: B price: 8.5 quantity: 7 orderType: LMT timeInForce: DAY=20180516 tradingSession: REG handlingInstructions: STP openCloseIndicator: Open	Upon generation of the child order, Broker 1 assigns a new Order Key with <i>orderID</i> CO111.  The Parent Order Key with <i>orderID</i> OT56789 must be populated in the <i>parentOrderID</i> field. The Parent Order Key links the Child Order event with the New Order event.
5	Trading Desk creates Child Order 2	<b>Broker 1 reports a Child Option Order event (2 of 2)</b>	Upon generation of the child order, Broker 1 assigns a new Order Key with <i>orderID</i> CO222.

#	Step	Reported Event	Comments
		type: MOCO orderKeyDate: 20180516T000000 orderID: CO222 optionID: XYZ 190215C00002150 parentOrderKeyDate: 20180516T000000 parentOrderID: OT56789 eventTimestamp: 20180516T133031.1261 side: B price: 8.5 quantity: 3 orderType: LMT timeInForce: DAY=20180516 tradingSession: REG handlingInstructions: STP openCloseIndicator: Open	The Parent Order Key with <i>orderID</i> OT56789 must be populated in the <i>parentOrderID</i> field. The Parent Order Key links the Child Order event with the New Order event.
6	Trading Desk routes Child Order 1 to EXCH 1	<i>Broker 1 reports an <b>Option Order Route event</b></i>  type: MOOR orderKeyDate: 20180516T000000 orderID: CO111 optionID: XYZ 190215C00002150 eventTimestamp: 20180516T133031.1360 senderIMID: 123:BRKR01 destination: OPEXCH1 destinationType: E routedOrderID: RT432 session: s101 side: B price: 8.5 quantity: 7 orderType: LMT timeInForce: DAY=20180516 tradingSession: REG handlingInstructions: STP affiliateFlag: false exchOriginCode: C openCloseIndicator: Open	BRKR01 is required to populate the <i>handlingInstructions</i> field with a value of "STP" on its Option Order Route event.
7	Trading Desk routes Child Order 2 to EXCH 2	<i>Broker 1 reports an <b>Option Order Route event</b></i>  type: MOOR orderKeyDate: 20180516T000000	BRKR01 is required to populate the <i>handlingInstructions</i> field with a value of "STP" on its Option Order Route event.

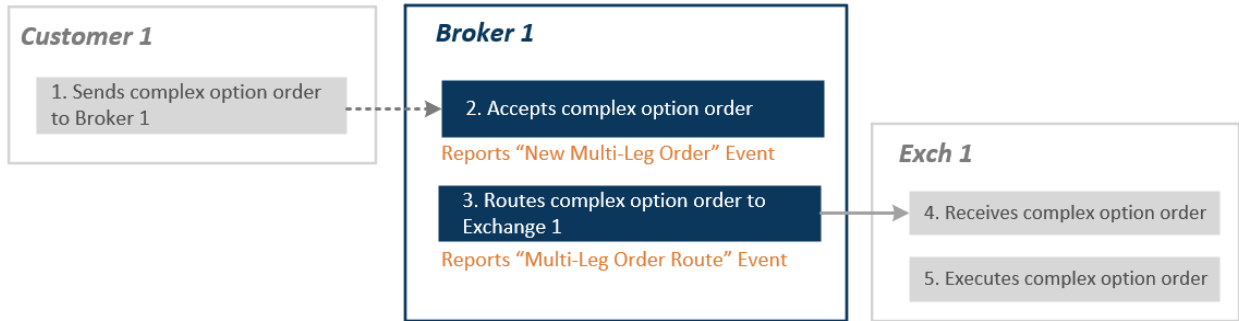
#	Step	Reported Event	Comments
		orderID: CO222 optionID: XYZ 190215C00002150 eventTimestamp: 20180516T133031.1365 senderIMID: 123:BRKR01 destination: OPEXCH2 destinationType: E routedOrderID: RT369 session: s5 side: B price: 8.5 quantity: 3 orderType: LMT timeInForce: DAY=20180516 tradingSession: REG handlingInstructions: STP affiliateFlag: false exchOriginCode: C openCloseIndicator: Open	
8	EXCH1 accepts the order from Broker 1	<i>Exchange 1 reports a Participant <b>Simple Option Order Accepted event</b></i>	
9	EXCH2 accepts the order from Broker 1	<i>Exchange 2 reports a Participant <b>Simple Option Order Accepted event</b></i>	

### 3.6 Complex Order Scenarios

This section illustrates the CAT reporting requirements when handling complex orders. Refer to Section 5 of the [CAT Reporting Technical Specifications for Industry Members](#) and [CAT FAQ K2](#) for additional information.

#### 3.6.1 Industry Member Receives and Routes an Exchange Defined Complex Option Order to be Executed on the Exchange

This scenario illustrates CAT reporting requirements when an Industry Member receives a complex multi-leg order from a customer electronically, and then routes the order to an exchange for execution.



Industry Member Broker 1 is required to report:

- The electronic receipt of the customer complex order (Multi-Leg New Order event)
- The route of the complex order to the exchange (Multi-Leg Order Route event)

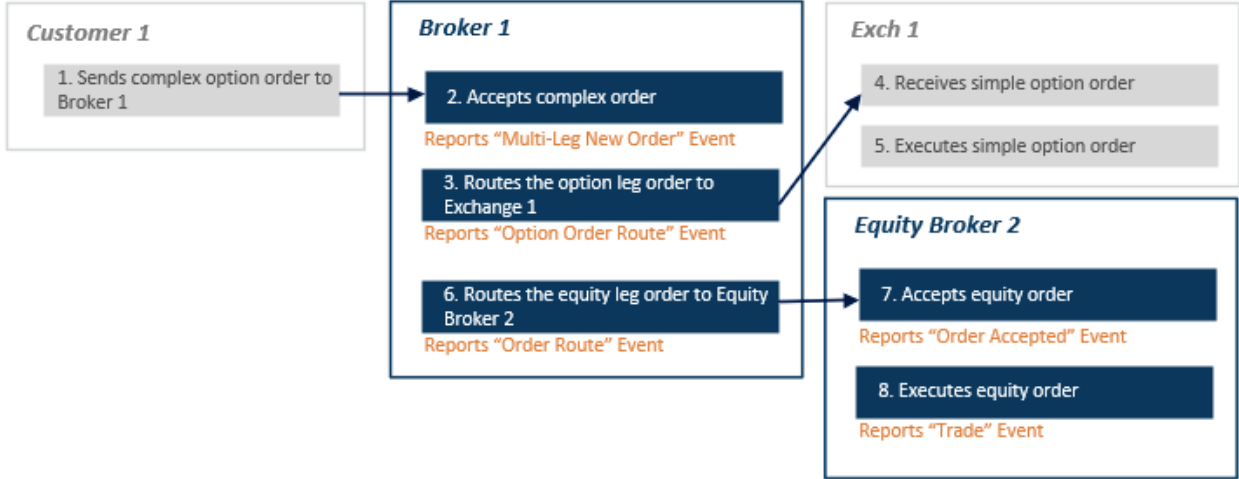
#	Step	Reported Event	Comments
1	Customer electronically sends a complex option order to Broker 1	NA	
2	Broker 1 (BRK1) accepts the complex option order	<p><b>Broker 1 reports a <i>Multi-Leg New Order</i> event</b></p> <p>type: MLNO  orderKeyDate: 20210222T000000  orderID: CO12345  underlying: XYZ  eventTimestamp: 20210222T153010.34567  manualFlag: false  electronicTimestamp: 20210222T153010.34567  deptType: T  price: -15.25  quantity: 100  orderType: LMT  timeInForce: DAY=20210222  tradingSession: REG  handlingInstructions:  firmDesignatedID: FRM345  accountHolderType: P  affiliateFlag: false  representativeInd: N  solicitationFlag: false  RFQID:  numberOfLegs: 3  priceType: PU  legDetails:  legRefID: 1  optionID:</p>	

#	Step	Reported Event	Comments
		<p>XYZ 210810C00032000  openCloseIndicator: Open  side: B  legRatioQuantity: 1</p> <p>legRefID: 2  optionID:  XYZ 210810C00030500  openCloseIndicator: Close  side: S  legRatioQuantity: 1</p> <p>legRefID: 3  symbol: XYZ  side: SS  legRatioQuantity: 45</p>	
3	Broker 1 routes complex order to the exchange for execution	<p><i>Broker 1 reports a <b>Multi-Leg Order Route event</b></i></p> <p>type: MLOR  orderKeyDate: 20210222T000000  orderID: CO12345  underlying: XYZ  eventTimestamp:  20210222T153036.323456  manualFlag: false  senderIMID: 123:BRK1  destination: EXCH1  destinationType: E  routedOrderID: RT343434  price: -15.25  quantity: 100  orderType: LMT  timeInForce: DAY=20210222  tradingSession: REG  handlingInstructions:  affiliateFlag: false  numberOfLegs: 3  priceType: PU  legDetails:</p> <p>legRefID: 1  optionID:  XYZ 210810C00032000  openCloseIndicator: Open  side: B  legRatioQuantity: 1</p> <p>legRefID: 2  optionID:</p>	

#	Step	Reported Event	Comments
		XYZ 210810C00030500 openCloseIndicator: Close side: S legRatioQuantity: 1  legRefID: 3 symbol: XYZ side: SS legRatioQuantity: 45	
4	Exchange 1 accepts the Complex Option order	<i>Exchange 1 reports a Participant <b>Complex Option Order Accepted</b> event.</i>	
5	Exchange 1 executes the Complex Option order	<i>Exchange 1 reports a Participant <b>Option Trade</b> events</i>	

### 3.6.2 Industry Member Receives a Complex Option Order Which is worked as Individual Single Order Legs in the Customer’s Account

This scenario illustrates CAT reporting requirements when an Industry Member receives a complex option order from a customer, but routes the individual leg orders to external execution venues.



Industry Member Broker 1 is required to report:

- The receipt of the complex option order from the customer (Multi-Leg New Order event)
- The route of the single leg option order to the exchange (Option Order Route event)
- The route of the equity leg order to Equity Broker 2 (Order Route event)

Industry Member Equity Broker 2 is required to report:

- The receipt of the equity order from Broker 1 (Order Accepted event)



- The execution of the order from Broker 1 (Trade event)

#	Step	Reported Event	Comments
1	Customer sends a complex option order to Broker 1	NA	
2	Broker 1 accepts the complex option order	<p><b>Broker 1 reports a <i>Multi-Leg New Order event</i></b></p> <p>type: MLNO  orderKeyDate: 20210222T000000  orderID: CO12345  underlying: XYZ  eventTimestamp: 20210222T095512.357684  manualFlag: false  deptType: T  price: 32.75  quantity: 100  orderType: LMT  timeInForce: DAY=20210222  tradingSession: REG  handlingInstructions:  firmDesignatedID: FRM345  accountHolderType: P  affiliateFlag: false  representativeInd: N  solicitationFlag: false  RFQID:  numberOfLegs: 2  priceType: PU  legDetails:      legRefID: 1      optionID:      XYZ 210810C00032000      openCloseIndicator: Open      side: S      legRatioQuantity: 1       legRefID: 2      symbol: XYZ      side: B      legRatioQuantity: 75</p>	
3	Broker 1 routes option leg to Exchange 1	<p><b>Broker 1 reports an <i>Option Order Route event</i></b></p> <p>type: MOOR</p>	The <i>multiLegInd</i> must be populated as 'true' to indicate that the immediately preceding event in the

#	Step	Reported Event	Comments
		orderKeyDate: 20210222T000000 orderID: CO12345 optionID: XYZ 210810C00032000 eventTimestamp: 20210222T095603.768455 senderIMID: 123:BKR1 destination: EXCH1 destinationType: E routedOrderID: RTOPTLA1 session: s.012.5 side: S price: 1.25 quantity: 100 orderType: LMT timeInForce: DAY=20210222 tradingSession: REG exchOriginCode: P affiliateFlag: false openCloseIndicator: Open multiLegInd: true	order life cycle is a multi-leg order event.
4	Exchange 1 accepts option order from Broker 1	<i>Exchange 1 reports a Participant <b>Simple Option Order Accepted event</b></i>	
5	Exchange 1 executes the option order	<i>Exchange 1 reports a Participant <b>Simple Option Trade event</b></i>	
6	Broker 1 routes Equity Leg to Equity Broker 2	<i>Broker 1 reports an <b>Order Route event</b></i>  type: MEOR orderKeyDate: 20210222T000000 orderID: CO12345 symbol: XYZ eventTimestamp: 20210222T095641.845584 senderIMID: 123:BKR1 destination: 456:EBK2 destinationType: F routedOrderID: RTEQLB1 side: B price: 33 quantity: 7500 orderType: LMT timeInForce: DAY=20210222 tradingSession: REG affiliateFlag: false multiLegInd: true	The <i>multiLegInd</i> must be populated as 'true' to indicate that the immediately preceding event in the order life cycle is a multi-leg order event.  Broker 1 did not communicate that the order was tied to option trades, so the <i>OPT handlingInstructions</i> must not be used.

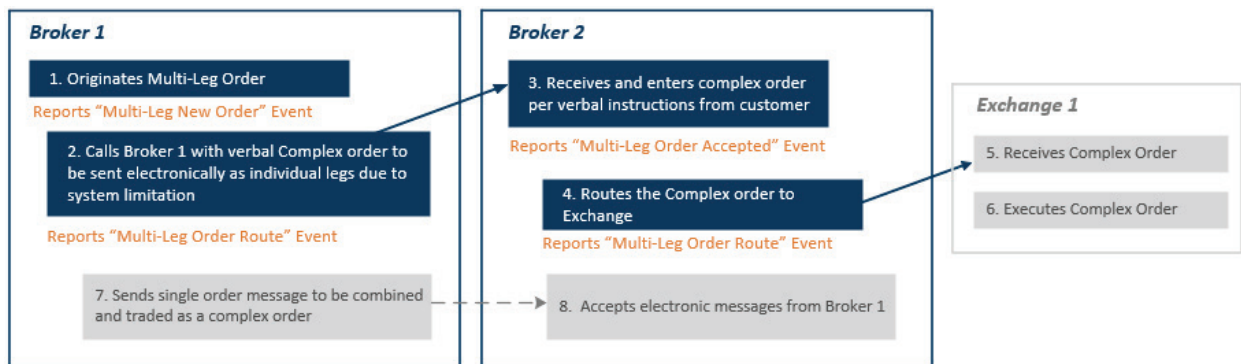
#	Step	Reported Event	Comments
7	Equity Broker 2 accepts equity order from Broker 1	<p><i>Equity Broker 2 reports an <b>Order Accepted event</b></i></p> <p>type: MEOA  orderKeyDate: 20210222T000000  orderID: EO112233  symbol: XYZ  eventTimestamp: 20210222T095641.984213  manualFlag: false  receiverIMID: 456:EBK2  senderIMID: 123:BKR1  senderType: F  routedOrderID: RTEQLB1  affiliateFlag: false  deptType: T  side: B  price: 33  quantity: 7500  orderType: LMT  timeInForce: DAY=20210222  tradingSession: REG  isolnd: NA  custDsplntrFlag: false</p>	Broker 1 did not communicate that the order was tied to option trades, so the OPT <i>handlingInstructions</i> must not be used.
8	Equity Broker 2 executes equity order	<p><i>Equity Broker 2 reports a <b>Trade event</b></i></p> <p>type: MEOT  tradeKeyDate: 20210222T000000  tradeID: TXYZ123  symbol: XYZ  eventTimestamp: 20210222T095641.684213  manualFlag: false  cancelFlag: false  cancelTimestamp:  quantity: 7500  price: 33  capacity: A  tapeTradeID: TRF123  marketCenterID: DN  sideDetailsInd: NA  buyDetails:  orderKeyDate: 20210222T000000  orderID: EO112233</p>	Broker 2 executes Order EO112233 against EO112234

#	Step	Reported Event	Comments
		side: B sellDetails: orderKeyDate: 20210222T000000 orderID: EO112234 side: SL	

### 3.6.3 Industry Member Receives a Complex Order Manually Followed by Individual FIX Messages for Each Leg

This scenario illustrates CAT reporting requirements when an Industry Member Broker 2 receives a complex/multi-leg order verbally from Industry Member Broker 1, then receives individual FIX order messages electronically for each of the leg components. In this scenario, the Industry Member 1 is unable to send multi-leg order messages electronically due to system limitations and can only send individual leg orders electronically via FIX.

Both Industry Members are required to report the manual route/receipt of the complex order using a Multi-Leg New Order event. The order is considered routed/received once all the terms of the order are agreed, including all leg details and the net price. This is true whether electronic FIX messages are sent/received prior to or after the complete order instruction from the client.



Industry Member Broker 1 is required to report:

- The origination of the complex option order (Multi-Leg New Order event)
- The route of the complex option order to Broker 2 (Multi-Leg Order Route event)

Industry Member Broker 2 is required to report:

- The receipt of the complex option order from Broker 1 (Multi-Leg Order Accepted event)
- The route of the complex option order to the exchange (Multi-Leg Order Route event)

Industry Member Broker 1 is NOT required to report:

- The individual leg orders sent electronically to Broker 2

Industry Member Broker 2 is NOT required to report:

- The receipt of the individual leg orders received electronically from Broker 1
- Any trade/fulfillment events on the individual leg orders.

If either Industry Member chooses to report order events for the individual leg messages, the *handlingInstructions* field must be populated with a value of 'CMPX'. If Broker 2 received the order from a customer that was not a CAT reporter, then Broker 2 must follow the same guidance using a Multi-Leg New Order event instead of a Multi-Leg Order Accepted event.

#	Step	Reported Event	Comments
1	Broker 1 (BRK1) originates a multi-leg order	<p><i>Broker 1 reports a <b>Multi-Leg New Order event</b> for the complex option order</i></p> <p>type: MLNO  orderKeyDate: 20210222T000000  orderID: CO12345  underlying: XYZ  eventTimestamp: 20210222T152005  manualFlag: true  electronicTimestamp: 20210222T153010.34567  deptType: T  price: -15.25  quantity: 100  orderType: LMT  timeInForce: DAY=20210222  tradingSession: REG  handlingInstructions:  firmDesignatedID: FRM345  accountHolderType: P  affiliateFlag: false  representativeInd: N  solicitationFlag: false  RFQID:  numberOfLegs: 3  priceType: PU  legDetails:      legRefID: 1      optionID:      XYZ 210810C00032000      openCloseIndicator: Open      side: B      legRatioQuantity: 1</p>	

#	Step	Reported Event	Comments
		legRefID: 2 optionID: XYZ 210810C00030500 openCloseIndicator: Close side: S legRatioQuantity: 1  legRefID: 3 symbol: XYZ side: SS legRatioQuantity: 45	
2	Broker 1 (BRK1) calls and gives verbal instructions to trade a complex option order with equity leg to Broker 2 (BRK2)	<p><b>Broker 1 reports a <i>Multi-Leg Order Route event</i> for the complex option order</b></p> <p>type: MLOR            orderKeyDate: 20210222T000000            orderID: CO12345            underlying: XYZ            eventTimestamp: 20210222T153036            manualFlag: true            senderIMID: 123:BRK1            destination: 345:BRK2            destinationType: F            routedOrderID:            price: -15.25            quantity: 100            orderType: LMT            timeInForce: DAY=20210222            tradingSession: REG            handlingInstructions:            affiliateFlag: false            numberOfLegs: 3            priceType: PU            legDetails:</p> <p>legRefID: 1            optionID:            XYZ 210810C00032000            openCloseIndicator: Open            side: B            legRatioQuantity: 1</p> <p>legRefID: 2            optionID:            XYZ 210810C00030500            openCloseIndicator: Close            side: S            legRatioQuantity: 1</p>	<p>Because the complex order instructions are sent verbally, this order is marked with the manualFlag set to 'true'.</p> <p>The <i>routedOrderID</i> field is not required on manual routes. Broker 1 is required to populate the <i>eventTimestamp</i> field to the second or any greater available granularity.</p>

#	Step	Reported Event	Comments
		legRefID: 3 symbol: XYZ side: SS legRatioQuantity: 45	
3	Broker 2 (BRK2) accepts the complex option order	<p><i>Broker 2 reports a <b>Multi-Leg Order Accepted event</b> for the complex option order</i></p> <p>             type: MLOA              orderKeyDate: 20210222T000000              orderID: CO34567              underlying: XYZ              eventTimestamp: 20210222T152005              manualFlag: true              electronicTimestamp: 20210222T153010.34567              receiverIMID: 345:BRK2              senderIMID: 123:BRK1              senderType: F              routedOrderID:              deptType: T              price: -15.25              quantity: 100              orderType: LMT              timeInForce: DAY=20210222              tradingSession: REG              handlingInstructions:              firmDesignatedID: FRM345              accountHolderType: P              affiliateFlag: false              representativeInd: N              solicitationFlag: false              RFQID:              numberOfLegs: 3              priceType: PU              legDetails:           </p> <p>             legRefID: 1              optionID:              XYZ 210810C00032000              openCloseIndicator: Open              side: B              legRatioQuantity: 1           </p> <p>             legRefID: 2              optionID:              XYZ 210810C00030500              openCloseIndicator: Close           </p>	<p>Because the complex order instructions are received verbally, this order is marked with the manualFlag set to 'true'.</p> <p>The <i>routedOrderID</i> field is not required on manual routes. Broker 2 is required to populate the <i>eventTimestamp</i> field to the second or any greater available granularity. The <i>electronicTimestamp</i> field must be populated with the time that Broker 2 systematized the order.</p>

#	Step	Reported Event	Comments
		side: S legRatioQuantity: 1  legRefID: 3 symbol: XYZ side: SS legRatioQuantity: 45	
4	Broker 2 routes complex order to the exchange for execution	<i>Broker 2 reports a <b>Multi-Leg Order Route event</b> for the complex option order</i>  type: MLOR orderKeyDate: 20210222T000000 orderID: CO34567 underlying: XYZ eventTimestamp: 20210222T153036.323456 manualFlag: false senderIMID: 345:BRK2 destination: EXCH1 destinationType: E routedOrderID: RT343434 price: -15.25 quantity: 100 orderType: LMT timeInForce: DAY=20210222 tradingSession: REG handlingInstructions: affiliateFlag: false numberOfLegs: 3 priceType: PU legDetails: legRefID: 1 optionID: XYZ 210810C00032000 openCloseIndicator: Open side: B legRatioQuantity: 1  legRefID: 2 optionID: XYZ 210810C00030500 openCloseIndicator: Close side: S legRatioQuantity: 1  legRefID: 3 symbol: XYZ side: SS legRatioQuantity: 45	



#	Step	Reported Event	Comments
6	Exchange 1 accepts the order from Broker 2	<i>Exchange 1 reports a Participant <b>Complex Option Order Accepted event</b></i>	
7	Exchange 1 executes the complex option order	<i>Exchange 1 reports a Participant <b>Option Trade events</b></i>	
8	Broker 1 originates the electronic simple option order for each leg	<p><i>The preferred method is for Broker 1 to suppress any CAT event for these leg orders that do not represent the full order.</i></p> <p><i>If Broker 1 elects to report the MONO/MENO events, the handlingInstructions field must be populated with a value of 'CMPX' to indicate that the order is part of a complex order</i></p> <p><b>Broker 1 Reports a New Option Order event (1/3)</b></p> <p>type: MONO  orderKeyDate: 20210222T000000  orderID: O12346  optionID: XYZ 210810C00032000  eventTimestamp:  20210222T153020.123456  electronicDupFlag: false  deptType: T  side: B  quantity: 100  orderType: MKT  timeInForce: DAY=20210222  tradingSession: REG  handlingInstructions: CMPX  firmDesignatedID: FRM345  accountHolderType: P  affiliateFlag: false  openCloseIndicator: Open  representativeInd: N</p> <p><b>Broker 1 Reports a New Option Order event (2/3)</b></p> <p>type: MONO  orderKeyDate: 20210222T000000  orderID: O12347  optionID: XYZ 210810C00030500</p>	If the IM is unable to suppress the electronic single leg orders, the <i>handlingInstructions</i> field must be populated with a value of 'CMPX' to indicate that the order is part of a complex order

#	Step	Reported Event	Comments
		<p>eventTimestamp: 20210222T153023.123456 electronicDupFlag: false deptType: T side: S quantity: 100 orderType: MKT timeInForce: DAY=20210222 tradingSession: REG handlingInstructions: CMPX firmDesignatedID: FRM345 accountHolderType: P affiliateFlag: false openCloseIndicator: Close representativeInd: N</p> <p><b>Broker 1 Reports a New Order event (3/3)</b></p> <p>type: MENO orderKeyDate: 20210222T000000 orderID: O12348 symbol: XYZ eventTimestamp: 20210222T153027.123456 electronicDupFlag: false deptType: T side: SS quantity: 4500 orderType: MKT timeInForce: DAY=20210222 tradingSession: REG handlingInstructions: CMPX firmDesignatedID: FRM345 accountHolderType: P affiliateFlag: false representativeInd: N</p>	
9	<p>Broker 1 routes the electronic simple option order for each leg to Broker 2</p>	<p><i>The preferred method is for Broker 1 to suppress any CAT event for these leg orders that do not represent the full order.</i></p> <p><i>If Broker 1 elects to report the MOOR/MEOR events, the handlingInstructions field must be populated with a value of 'CMPX' to</i></p>	<p>If the IM is unable to suppress the electronic single leg orders, the <i>handlingInstructions</i> field must be populated with a value of 'CMPX' to indicate that the order is part of a complex order. Unlinked feedback will not be provided on route events with a <i>handlingInstructions</i> value of 'CMPX'.</p>

#	Step	Reported Event	Comments
		<p><i>indicate that the order is part of a complex order</i></p> <p><b>Broker 1 Reports an Option Order Route event (1/3)</b></p> <p>type: MOOR  orderKeyDate: 20210222T000000  orderID: O123456  optionID: XYZ 210810C00032000  eventTimestamp:  20210222T153020.123456  manualFlag: false  senderIMID: 123:BRK1  destination: 345:BRK2  destinationType: F  routedOrderID: AO226  side: B  price:  quantity: 100  orderType: MKT  timeInForce: DAY=20210222  tradingSession: REG  affiliateFlag: false  isoInd: NA  handlingInstructions: CMPX</p> <p><b>Broker 1 Reports an Option Order Route event (2/3)</b></p> <p>type: MOOR  orderKeyDate: 20210222T000000  orderID: O123457  optionID: XYZ 210810C00030500  eventTimestamp:  20210222T153023.123456  manualFlag: false  senderIMID: 123:BRK1  destination: 345:BRK2  destinationType: F  routedOrderID: AO227  side: S  price:  quantity: 100  orderType: MKT  timeInForce: DAY=20210222  tradingSession: REG  affiliateFlag: false</p>	

#	Step	Reported Event	Comments
		<p>isoInd: NA handlingInstructions: CMPX</p> <p><b>Broker 1 Reports an Order Route event (3/3)</b></p> <p>type: MEOR orderKeyDate: 20210222T000000 orderID: O123458 symbol: XYZ eventTimestamp: 20210222T153027.123456 manualFlag: false senderIMID: 123:BRK1 destination: 345:BRK2 destinationType: F routedOrderID: RTCO12345 side: SS price: quantity: 4500 orderType: MKT timeInForce: DAY=20210222 tradingSession: REG affiliateFlag: false isoInd: NA handlingInstructions: CMPX</p>	
10	<p>Broker 2 accepts the electronic simple option order for each leg from Broker 1</p>	<p><i>The preferred method is for Broker 2 to suppress any CAT event for these leg orders that do not represent the full order.</i></p> <p><i>If Broker 2 elects to report the MOOA/MEOA events, the handlingInstructions field must be populated with a value of 'CMPX' to indicate that the order is part of a complex order</i></p> <p><b>Broker 2 Reports an Option Order Accepted event (1/3)</b></p> <p>type: MOOA orderKeyDate: 20210222T000000 orderID: ZZ123 optionID: XYZ 210810C00032000 eventTimestamp: 20210222T153020.123456 manualFlag: false</p>	<p>If the IM is unable to suppress the electronic single leg orders, the <i>handlingInstructions</i> field must be populated with a value of 'CMPX' to indicate that the order is part of a complex order. Unlinked feedback will not be provided on order accepted events with a <i>handlingInstructions</i> value of 'CMPX'.</p>

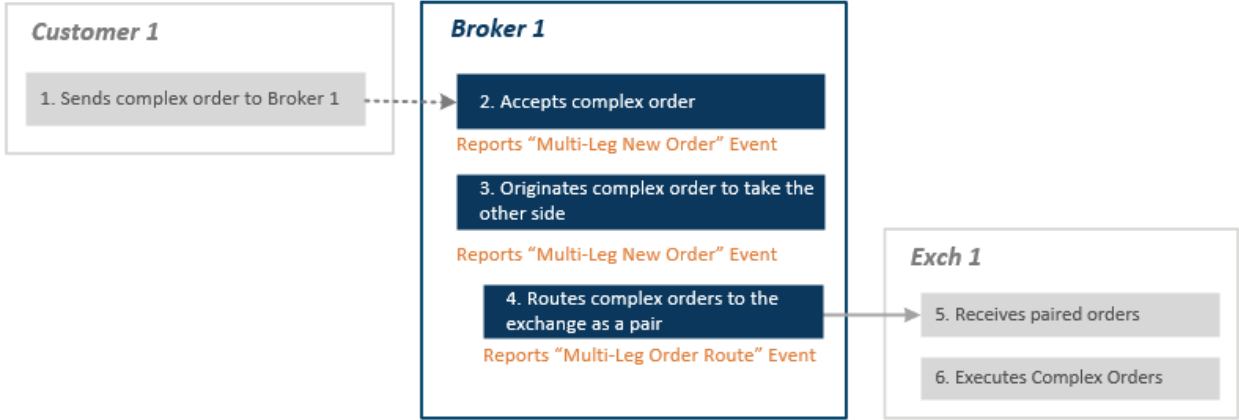
#	Step	Reported Event	Comments
		<p>receiverIMID: 345:BRK2  senderIMID: 123:BRK1  senderType: F  routedOrderID: AO226  affiliateFlag: false  deptType: T  side: B  price:  quantity: 100  orderType: MKT  timeInForce: DAY=20210222  tradingSession: REG  isoInd: NA  handlingInstructions: CMPX  custDsplntrFlag: false</p> <p><b>Broker 2 Reports an <i>Option Order Accepted event (2/3)</i></b></p> <p>type: MOOA  orderKeyDate: 20210222T000000  orderID: ZZ124  optionID: XYZ 210810C00030500  eventTimestamp:  20210222T153023.123456  manualFlag: false  receiverIMID: 345:BRK2  senderIMID: 123:BRK1  senderType: F  routedOrderID: AO227  affiliateFlag: false  deptType: T  side: S  price:  quantity: 100  orderType: MKT  timeInForce: DAY=20210222  tradingSession: REG  isoInd: NA  handlingInstructions: CMPX  custDsplntrFlag: false</p> <p><b>Broker 2 Reports an <i>Order Route event (3/3)</i></b></p> <p>type: MEOA  orderKeyDate: 20210222T000000</p>	

#	Step	Reported Event	Comments
		orderID: ZZ125 symbol: XYZ eventTimestamp: 20210222T153027.123456 manualFlag: false receiverIMID: 345:BRK2 senderIMID: 123:BRK1 senderType: F routedOrderID: RTCO12345 affiliateFlag: false deptType: T side: SS price: quantity: 4500 orderType: MKT timeInForce: DAY=20210222 tradingSession: REG isoInd: NA handlingInstructions: CMPX custDsplntrFlag: false	

**3.6.4 Retired Scenario**

**3.6.5 Complex Order is Routed as a Pair to an Exchange for Execution**

This scenario illustrates the CAT reporting requirements when an Industry Member routes an exchange defined complex order to an exchange as a pair for execution. In this scenario, Broker 1 receives a customer order for an exchange defined complex option. Broker 1 originates a proprietary order to take the other side, and routes the orders as a pair to an exchange for execution.



Industry Member Broker 1 is required to report:

- The receipt of the customer order (Multi-Leg New Order event)

- The origination of the proprietary order (Multi-Leg New Order event)
- The route of the multi-leg orders to the exchange as a pair (Multi-Leg Order Route events)

Since the multi-leg orders were routed to the exchange as a pair, both Order Route events must contain the same *pairedOrderID*.

#	Step	Reported Event	Comments
1	Broker 1 receives a customer order	<p><i>Broker 1 reports a <b>Multi-Leg New Order event</b></i></p> <p>type: MLNO  orderKeyDate: 20180417T000000  orderID: CO12345  underlying: XYZ  eventTimestamp: 20180417T153035.123456  manualFlag: false  deptType: A  price: -10.00  quantity: 1  orderType: LMT  timeInForce: DAY=20180417  tradingSession: REG  handlingInstructions:  firmDesignatedID: CUS123  accountHolderType: A  affiliateFlag: false  representativeInd: N  solicitationFlag: false  RFQID:  numberOfLegs: 2  priceType: PU  legDetails:      legRefID: 1      symbol: XYZ      side: SL      legRatioQuantity: 100       legRefID: 2      optionID:      XYZ 180810C00001925      side: B      legRatioQuantity: 1</p>	
2	Broker 1 originates a proprietary order	<p><i>Broker 1 reports a <b>Multi-Leg New Order event</b></i></p> <p>type: MLNO  orderKeyDate: 20180417T000000</p>	

#	Step	Reported Event	Comments
		orderID: O9876 underlying: XYZ eventTimestamp: 20180417T153037.523456 manualFlag: false deptType: A price: 10.00 quantity: 1 orderType: LMT timeInForce: DAY=20180417 tradingSession: REG handlingInstructions: firmDesignatedID: FRM345 accountHolderType: P affiliateFlag: false representativeInd: N solicitationFlag: false RFQID: numberOfLegs: 2 priceType: PU legDetails: legRefID: 1 symbol: XYZ side: B legRatioQuantity: 100  legRefID: 2 optionID: XYZ 180810C00001925 side: S legRatioQuantity: 1	
3	Broker 1 routes the multi-leg orders to the exchange as a pair	<i>Broker 1 reports a <b>Multi-Leg Order Route event (1/2)</b></i>  type: MLOR orderKeyDate: 20180417T000000 orderID: CO12345 underlying: XYZ eventTimestamp: 20180417T153038.223456 manualFlag: false senderIMID: 123:BRKA destination: EXCH1 destinationType: E routedOrderID: 55555 session: SESS-01 price: -10.00	Since the orders were routed to the exchange as a pair, both routes must contain the same <i>pairedOrderID</i> .



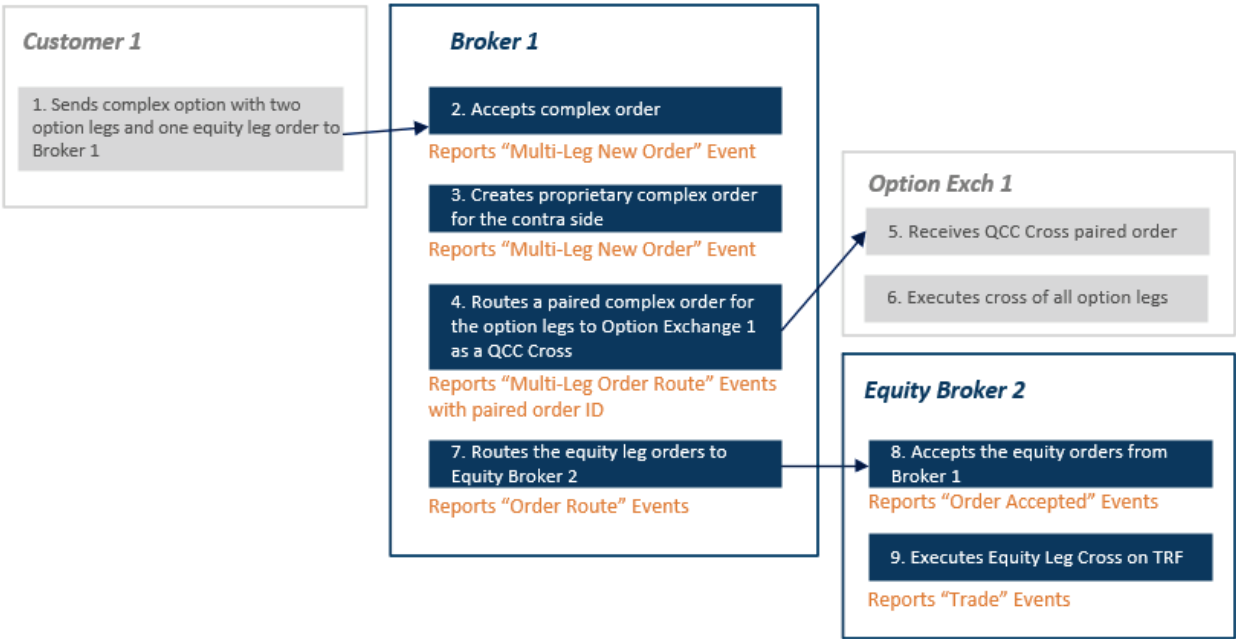
#	Step	Reported Event	Comments
		<p>quantity: 1  orderType: LMT  timeInForce: DAY=20180417  tradingSession: REG  handlingInstructions:  affiliateFlag: false  pairedOrderID: PAIR1234  numberOfLegs: 2  priceType: PU  legDetails:  legRefID: 1  symbol: XYZ  side: SL  legRatioQuantity: 100</p> <p>legRefID: 2  optionID:  XYZ 180810C00001925  side: B  legRatioQuantity: 1</p> <p><b>Broker 1 reports a Multi-Leg Order Route event (2/2)</b></p> <p>type: MLOR  orderKeyDate: 20180417T000000  orderID: O9876  underlying: XYZ  eventTimestamp:  20180417T153038.223456  manualFlag: false  senderIMID: 123:BRKA  destination: EXCH1  destinationType: E  routedOrderID: 99999  session: SESS-01  price: 10.00  quantity: 1  orderType: LMT  timeInForce: DAY=20180417  tradingSession: REG  handlingInstructions:  affiliateFlag: false  pairedOrderID: PAIR1234  numberOfLegs: 2  priceType: PU  legDetails:  legRefID: 1</p>	

#	Step	Reported Event	Comments
		symbol: XYZ side: B legRatioQuantity: 100  legRefID: 2 optionID: XYZ 180810C00001925 side: S legRatioQuantity: 1	

**3.6.6 Industry Member Receives a Complex Option Order and Routes Option Legs as QCC to an Exchange**

This scenario illustrates CAT reporting requirements when an Industry Member receives a complex option order from a customer, and routes the option legs to an exchange as a Qualified Contingent Cross (“QCC”).

In this scenario, an Industry Member receives an order from a customer to trade a complex option. The Industry Member creates a proprietary order to take the other side. The option legs are routed to an exchange as a paired complex order for further execution. The equity legs are routed to Equity Broker 2 for further execution.



Industry Member Broker 1 is required to report:

- The receipt of the complex option order from the customer (Multi-Leg New Order event)

- The creation of the new proprietary order (Multi-Leg New Order event)
- The route of the paired complex option orders to the Option Exchange (Multi-Leg Order Route events with the same *pairedOrderID*)
- The routes of the equity leg orders to Equity Broker 2 (Order Route events with *handlingInstructions* 'OPT')

Industry Member Equity Broker 2 is required to report:

- The receipt of the orders from Broker 1 (Order Accepted events with *handlingInstructions* 'OPT')
- The execution of the orders (Trade event)

In this scenario, Broker 1 receives a complex order and originates a contra-side order with two option legs and one equity legs. The *numberOfLegs* field must be populated with a value of '3', and the *legDetails* must reflect the details of each leg. Broker 1 then routes the equity legs to an equity broker for crossing, and routes the option legs as a paired complex order to the exchange. The Multi-Leg Order Route events reported by Broker 1 must reflect the *numberOfLegs* field with a value of '2', and the *legDetails* must reflect the details of each option leg.

While the *numberOfLegs* is different on the Multi-Leg New Order events and related Multi-Leg Order Route events, this will be accepted by CAT and will not result in any errors, as *legDetails* are not used for intrafirm linkage.

#	Step	Reported Event	Comments
1	Customer sends a complex option order to Broker 1	NA	
2	Broker 1 accepts the complex option order	<p><b>Broker 1 reports a Multi-Leg New Order event</b></p> <p>type: MLNO  orderKeyDate: 20210324T000000  orderID: CO12345  underlying: XYZ  eventTimestamp: 20210324T095512.357684  manualFlag: false  deptType: T  price: 32.75  quantity: 1000  orderType: LMT  timeInForce: DAY=20210324  tradingSession: REG  handlingInstructions:</p>	

#	Step	Reported Event	Comments
		firmDesignatedID: CUS123 accountHolderType: A affiliateFlag: false representativeInd: N solicitationFlag: false RFQID: numberOfLegs: 3 priceType: PU legDetails: legRefID: 1 optionID: XYZ 210810C00032000 openCloseIndicator: Open side: S legRatioQuantity: 1  legRefID: 2 optionID: XYZ 210810C00035000 openCloseIndicator: Open side: B legRatioQuantity: 1  legRefID: 3 symbol: XYZ side: B legRatioQuantity: 27	
3	Broker 1 originates a proprietary order for the contra side of the customer order	<i>Broker 1 reports a <b>Multi-Leg New Order</b> event</i>  type: MLNO orderKeyDate: 20210324T000000 orderID: P222444 underlying: XYZ eventTimestamp: 20210324T095729.152684 manualFlag: false deptType: A price: -32.75 quantity: 1000 orderType: LMT timeInForce: DAY=20210324 tradingSession: REG handlingInstructions: firmDesignatedID: FRM345 accountHolderType: P affiliateFlag: false representativeInd: N	

#	Step	Reported Event	Comments
		solicitationFlag: false RFQID: numberOfLegs: 3 priceType: PU  legDetails: legRefID: 1 optionID: XYZ 210810C00032000 openCloseIndicator: Open side: B legRatioQuantity: 1  legRefID: 2 optionID: XYZ 210810C00035000 openCloseIndicator: Open side: S legRatioQuantity: 1  legRefID: 3 symbol: XYZ side: SL legRatioQuantity: 27	
4	Broker 1 routes a paired QCC order for the option legs only to Option Exchange 1	<i>Broker 1 reports a <b>Multi-Leg Order Route event (1/2)</b></i>  type: MLOR orderKeyDate: 20210324T000000 orderID: CO12345 underlying: XYZ eventTimestamp: 20210324T153038.223456 manualFlag: false senderIMID: 123:BRKA destination: EXCH1 destinationType: E routedOrderID: 55555 session: SESS-01 price: -3.25 quantity: 1000 orderType: LMT timeInForce: DAY=20210324 tradingSession: REG handlingInstructions: QCC affiliateFlag: false pairedOrderID: PAIR1234 numberOfLegs: 2 priceType: PU	The price field on these paired route events must represent the net price for the included option legs only.  Broker 1 is not required to populate a <i>handlingInstructions</i> value of 'TTS' (Tied to Stock), as 'TTS' is not required to be captured on multi-leg order events. Refer to CAT FAQ B71 for additional information.  The <i>pairedOrderID</i> field must be populated with the same value on each MLOR event.  The <i>handlingInstructions</i> field must be populated with a value of 'QCC' to indicate that the order was routed as a qualified contingent cross.

#	Step	Reported Event	Comments
		<p>legDetails:</p> <p>legRefID: 1  optionID:  XYZ 210810C00032000  openCloseIndicator: Open  side: S  legRatioQuantity: 1</p> <p>legRefID: 2  optionID:  XYZ 210810C00035000  openCloseIndicator: Open  side: B  legRatioQuantity: 1</p> <p><b>Broker 1 reports a Multi-Leg Order Route event (2/2)</b></p> <p>type: MLOR  orderKeyDate: 20210324T000000  orderID: P222444  underlying: XYZ  eventTimestamp:  20210324T153038.223456  manualFlag: false  senderIMID: 123:BRKA  destination: EXCH1  destinationType: E  routedOrderID: 99999  session: SESS-01  price: 3.25  quantity: 1000  orderType: LMT  timeInForce: DAY=20210324  tradingSession: REG  handlingInstructions: QCC  affiliateFlag: false  pairedOrderID: PAIR1234  numberOfLegs: 2  priceType: PU</p> <p>legDetails:</p> <p>legRefID: 1  optionID:  XYZ 210810C00032000  openCloseIndicator: Open  side: B  legRatioQuantity: 1</p>	

#	Step	Reported Event	Comments
		legRefID: 2 optionID: XYZ 210810C00035000 openCloseIndicator: Open side: S legRatioQuantity: 1	
5	Exchange 1 accepts the paired complex order from Broker 1	<i>Exchange 1 reports a Participant <b>Complex Option Order Accepted</b> events</i>	
6	Exchange 1 executes the complex option orders	<i>Exchange 1 reports a Participant <b>Option Trade</b> events</i>	
7	Broker 1 routes equity leg orders to Equity Broker 2 to be crossed	<i>Broker 1 reports an <b>Order Route event (1/2)</b></i>  type: MEOR orderKeyDate: 20210324T000000 orderID: CO12345 symbol: XYZ eventTimestamp: 20210324T153118.345122 manualFlag: false senderIMID: 123:BRKA destination: 456:EQB2 destinationType: F routedOrderID: RTCO12345 side: SL price: 29.50 quantity: 27000 orderType: LMT timeInForce: DAY=20210324 tradingSession: REG affiliateFlag: false isoInd: NA handlingInstructions: OPT QCC multiLegInd: true  <i>Broker 1 reports an <b>Order Route event (2/2)</b></i>  type: MEOR orderKeyDate: 20210324T000000 orderID: P222444 symbol: XYZ	The <i>price</i> field must be populated for the equity transaction.  Broker 1 is required to report a <i>handlingInstructions</i> value of 'OPT' to indicate that the order is an options-related transaction, and a value of 'QCC' to indicate that the route was related to an order sent as a QCC.  The <i>multiLegInd</i> must be populated as 'true' to indicate that the immediately preceding event in the order life cycle is a multi-leg order event.

#	Step	Reported Event	Comments
		eventTimestamp: 20210324T153118.345122 manualFlag: false senderIMID: 123:BRKA destination: 456: EQB2 destinationType: F routedOrderID: RTP222444 side: B price: 29.50 quantity: 27000 orderType: LMT timeInForce: DAY=20210324 tradingSession: REG affiliateFlag: false isoInd: NA handlingInstructions: OPT QCC multiLegInd: true	
8	Equity Broker 2 accepts the orders from Broker 1	<p><i>Broker 2 reports an <b>Order Accepted event (1/2)</b></i></p> type: MEOA orderKeyDate: 20210324T000000 orderID: 210222-123123 symbol: XYZ eventTimestamp: 20210324T153118. 512872 manualFlag: false receiverIMID: 456:EQB2 senderIMID: 123:BRKA senderType: F routedOrderID: RTCO12345 affiliateFlag: false deptType: A side: SL price: 29.50 quantity: 27000 orderType: LMT timeInForce: DAY=20210324 tradingSession: REG isoInd: NA handlingInstructions: OPT QCC custDspIntrFlag: false	<p>Broker 2 is required to report a <i>handlingInstructions</i> value of 'OPT' to indicate that the order is an options-related transaction, and (if known) a value of 'QCC' to indicate that the route was related to an order sent as a QCC.</p>
		<p><i>Broker 2 reports an <b>Order Accepted event (2/2)</b></i></p> type: MEOA	

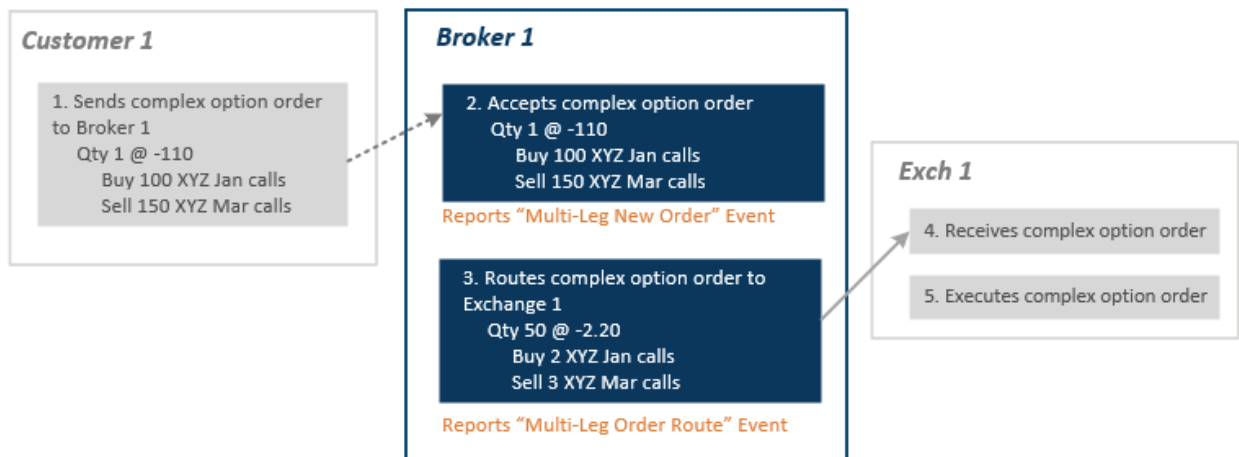


#	Step	Reported Event	Comments
		orderKeyDate: 20210324T000000 orderID: 210222-123234 symbol: XYZ eventTimestamp: 20210324T153118. 512872 manualFlag: false receiverIMID: 456:EQB2 senderIMID: 123:BRKA senderType: F routedOrderID: RTP222444 affiliateFlag: false deptType: A side: B price: 29.50 quantity: 27000 orderType: LMT timeInForce: DAY=20210324 tradingSession: REG isoInd: NA handlingInstructions: OPT QCC custDsplntrFlag: false	
9	Equity Broker 2 crosses the orders	<i>Equity Broker 2 reports a <b>Trade event</b></i>  type: MEOT tradeKeyDate: 20210324T000000 tradeID: TXYZ124 symbol: XYZ eventTimestamp: 20210324T153356. 234561 manualFlag: false cancelFlag: false cancelTimestamp: quantity: 27000 price: 29.50 capacity: A tapeTradeID: TRF123 marketCenterID: DN sideDetailsInd: NA buyDetails: orderKeyDate: 20210324T000000 orderID: 210222-123234 side: B sellDetails: orderKeyDate: 20210324T000000	

#	Step	Reported Event	Comments
		orderID: 210222-123123 side: SL	

### 3.6.7 Industry Member Receives a Complex Option Order with Different Leg Ratio Format

This scenario illustrates CAT reporting requirements when an Industry Member receives a complex option order from a customer with leg ratio specified as the full leg quantity, but must reduce the leg ratios to their simplest form (sometimes known as “Lowest Common Factor” or “LCF”) in order to route the order to an exchange.



In the example above, the customer entered an order to buy 100 contracts of leg 1 and sell 150 contracts of leg 2. Most exchange protocols require that complex option orders be sent with the leg ratio reduced to the smallest possible whole numbers, so Broker 1 must calculate the LCF and route the order to the exchange using this format. In this example, they reduce the leg ratios from 100/150 to 2/3, and increase the order quantity accordingly (from 1 to 50).

The net price was also mathematically translated to the new “Per Unit” amount in this example, but FINRA CAT will accept any valid priceType in the spec data dictionary. The net price format is not tied to the leg ratio format. CAT reporters should report these values exactly as they are sent on the order.

Industry Member Broker 1 is required to report:

- The receipt of the complex option order from the customer (Multi-Leg New Order event)
- The route of the order to the Option Exchange (Multi-Leg Order Route event)

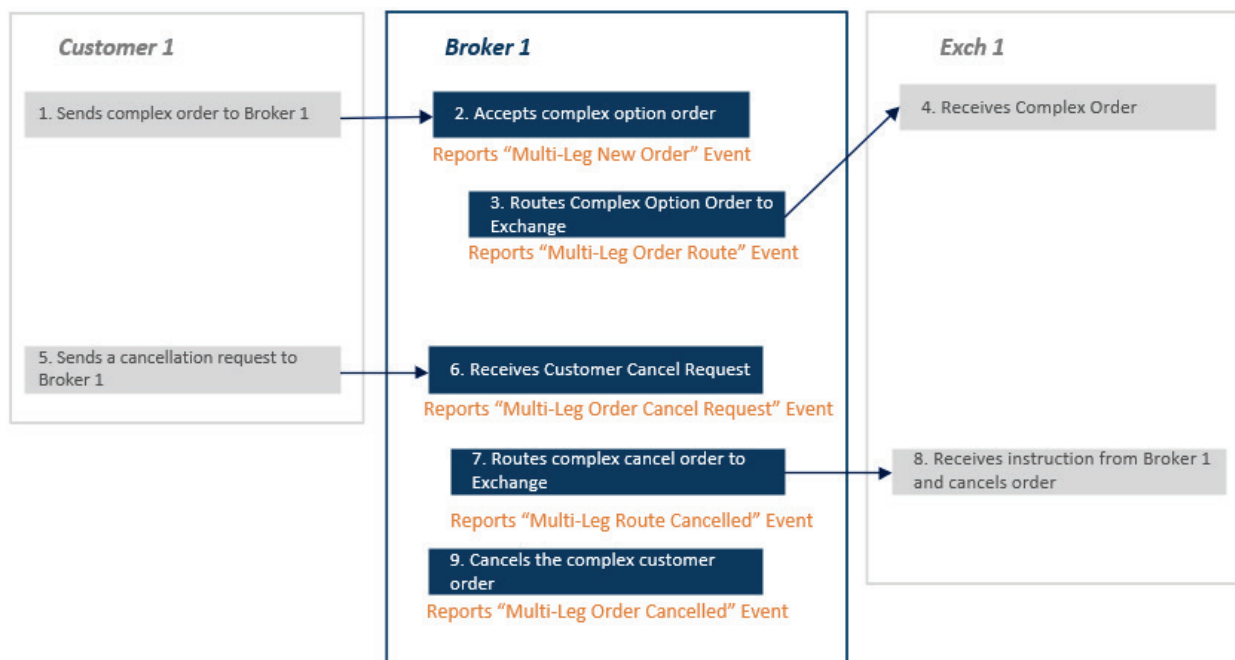
#	Step	Reported Event	Comments
1	Customer sends a complex option order to Broker 1	NA	
2	Broker 1 accepts the complex option order	<p><b>Broker 1 reports a Multi-Leg New Order event</b></p> <p>type: MLNO  orderKeyDate: 20210324T000000  orderID: CO12345  underlying: XYZ  eventTimestamp: 20210324T095512.357684  manualFlag: false  deptType: T  price: -110  quantity: 1  orderType: LMT  timeInForce: DAY=20210324  tradingSession: REG  handlingInstructions:  firmDesignatedID: CUS123  accountHolderType: A  affiliateFlag: false  representativeInd: N  solicitationFlag: false  RFQID:  numberOfLegs: 2  priceType: PU  legDetails:</p> <p style="padding-left: 20px;">legRefID: 1  symbol:  XYZ 220123C00055000  openCloseIndicator: Close  side: B  legRatioQuantity: 100</p> <p style="padding-left: 20px;">legRefID: 2  symbol:  XYZ 220318C00055000  openCloseIndicator: Close  side: S  legRatioQuantity: 150</p>	
4	Broker 1 transforms the quantity and limit price and routes the complex option order to Option Exchange 1	<p><b>Broker 1 reports a Multi-Leg Order Route event</b></p> <p>type: MLOR  orderKeyDate: 20210324T000000  orderID: CO12345</p>	<p>Both the <i>quantity</i> field at the order level and the <i>legRatioQuantity</i> fields in the <i>legDetails</i> block have been updated to the format in the LCF as required by the exchange.</p> <p>In this case, the <i>price</i> field was also</p>

#	Step	Reported Event	Comments
		underlying: XYZ eventTimestamp: 20210324T153038.223456 manualFlag: false senderIMID: 123:BRKA destination: EXCH1 destinationType: E routedOrderID: 55555 session: SESS-01 price: -2.20 quantity: 50 orderType: LMT timeInForce: DAY=20210324 tradingSession: REG handlingInstructions: affiliateFlag: false numberOfLegs: 2 priceType: PU  legDetails: legRefID: 1 symbol: XYZ 220123C00055000 openCloseIndicator: Close side: B legRatioQuantity: 2  legRefID: 2 symbol: XYZ 220318C00055000 openCloseIndicator: Close side: S legRatioQuantity: 3	updated to reflect the "Per Unit" price of the new unit size (e.g., 2 x 3).
5	Exchange 1 accepts the order from Broker 1	<i>Exchange 1 reports a Participant <b>Complex Option Order Accepted</b> events</i>	
6	Exchange 1 executes the complex option order	<i>Exchange 1 reports Participant <b>Option Trade</b> events</i>	

**3.6.8 Industry Member Cancels a Previously Routed Complex Order**

This scenario illustrates the CAT reporting requirements when an Industry Member cancels a complex order that was previously routed to an exchange.

In this scenario, an Industry Member receives a complex order from a customer electronically, and then routes the order to an exchange for execution. The industry member receives a subsequent cancel request from the customer and cancels the previously routed order.



Industry Member Broker 1 is required to report:

- The receipt of the complex order from the customer (Multi-Leg New Order event)
- The route of the complex order to the exchange (Multi-Leg Order Route event)
- The receipt of the complex order cancellation request from the customer (Multi-Leg Order Cancel Request event)
- The cancellation of the complex exchange route (Multi-Leg Cancel Route event)
- The confirmation of the cancellation of the complex order (Multi-Leg Order Cancel event)

Industry Members are required to capture the *eventTimestamp* in Multi-Leg Order Cancelled events reflecting the time the order was cancelled (e.g., the time that the order was confirmed to be cancelled in the firm’s OMS/EMS). Industry Members are also required to capture the time that the request was received from the customer in the *requestTimestamp* field in the Multi-leg Order Cancelled event, or in a separate Multi-leg Order Cancel Request event. In this example, the *eventTimestamp* reflects the same time that the time that acknowledgement was received from the exchange. In this example, the request time is captured in a separate Multi-Leg Order Cancel Request event.

#	Step	Reported Event	Comments
1	Customer electronically sends a	NA	

#	Step	Reported Event	Comments
	complex option order to Broker 1		
2	Broker 1 (BRK1) accepts the complex option order	<p><b>Broker 1 reports a <i>Multi-Leg New Order event</i></b></p> <p>type: MLNO  orderKeyDate: 20210222T000000  orderID: CO12345  underlying: XYZ  eventTimestamp: 20210222T153010.34567  manualFlag: false  deptType: T  price: -15.25  quantity: 100  orderType: LMT  timeInForce: DAY=20210222  tradingSession: REG  handlingInstructions:  firmDesignatedID: FRM345  accountHolderType: A  affiliateFlag: false  representativeInd: N  solicitationFlag: false  RFQID:  numberOfLegs: 3  priceType: PU</p> <p>legDetails:</p> <p>legRefID: 1  optionID:  XYZ 210810C00032000  openCloseIndicator: Open  side: B  legRatioQuantity: 1</p> <p>legRefID: 2  optionID:  XYZ 210810C00030500  openCloseIndicator: Close  side: S  legRatioQuantity: 1</p> <p>legRefID: 3  symbol: XYZ  side: SS  legRatioQuantity: 100</p>	

#	Step	Reported Event	Comments
3	Broker 1 routes complex order to the exchange for execution	<p><i>Broker 1 reports a <b>Multi-Leg Order Route event</b></i></p> <p>type: MLOR  orderKeyDate: 20210222T000000  orderID: CO12345  underlying: XYZ  eventTimestamp:  20210222T153036.323456  manualFlag: false  senderIMID: 123:BRK1  destination: EXCH1  destinationType: E  routedOrderID: RT343434  session: SS1234  price: -15.25  quantity: 100  orderType: LMT  timeInForce: DAY=20210222  tradingSession: REG  handlingInstructions:  affiliateFlag: false  numberOfLegs: 3  priceType: PU</p> <p>legDetails:</p> <p>legRefID: 1  optionID:  XYZ 210810C00032000  openCloseIndicator: Open  side: B  legRatioQuantity: 1</p> <p>legRefID: 2  optionID:  XYZ 210810C00030500  openCloseIndicator: Close  side: S  legRatioQuantity: 1</p> <p>legRefID: 3  symbol: XYZ  side: SS  legRatioQuantity: 100</p>	
4	Exchange 1 accepts the Complex Option order	<p><i>Exchange 1 reports a <b>Participant Complex Option Order Accepted event</b></i></p>	

#	Step	Reported Event	Comments
5	Customer sends the cancel instruction to Broker 1	NA	
6	Broker 1 receives a cancel request from the customer for the previously routed order	<p><i>Broker 1 reports a <b>Multi-Leg Order Cancel Request event</b></i></p> <p>type: MLOCR  orderKeyDate: 20210222T000000  orderID: COR12345  underlying: XYZ  eventTimestamp: 20210222T154422.12345  manualFlag: false  cancelQty: 100</p>	
7	Broker 1 cancels the route to the exchange	<p><i>Broker 1 reports a <b>Multi-Leg Route Cancelled event</b></i></p> <p>type: MLCR  orderKeyDate: 20210222T000000  orderID: CR12345  underlying: XYZ  eventTimestamp: 20210222T155634.34567  manualFlag: false  cancelQty: 100  senderIMID: 123:BRK1  destination: EXCH1  destinationType: E  routedOrderID: RT343434  session: SS1234</p>	
8	The exchange cancels the Complex Option order	<p><i>Exchange reports a <b>Participant Option Order Cancelled event</b></i></p>	

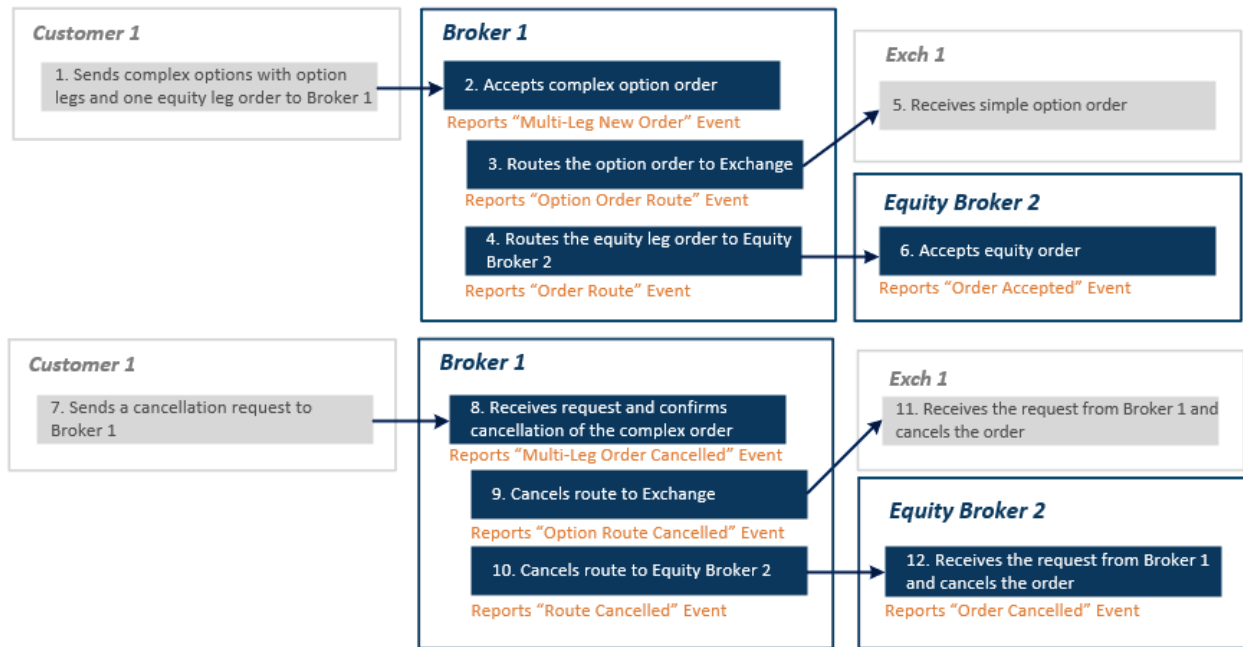


#	Step	Reported Event	Comments
9	Broker 1 cancels the complex customer order	<p><b>Broker 1 reports a <i>Multi-Leg Order Cancelled event</i></b></p> <p>type: MLOC  orderKeyDate: 20210222T000000  orderID: CCO12345  underlying: XYZ  eventTimestamp: 20210222T155634.34567  manualFlag: false  cancelQty: 100  leavesQty: 0  initiator: C  requestTimestamp:</p>	<p>In this example, the <i>eventTimestamp</i> represents the time that acknowledgement was received from the exchange.</p> <p>Since a Multi-Leg Order Cancel Request event was reported, the <i>requestTimestamp</i> field in the related Multi-Leg Order Cancelled event must be blank.</p>

### 3.6.9 Industry Member Cancels a Complex Option Order Previously Routed as Individual Single Order Legs

This scenario illustrates the CAT reporting requirements when an Industry Member cancels a complex order that was previously routed to an exchange as individual single order legs to external execution venues.

In this scenario, an Industry Member receives a complex order from a customer electronically. The Industry Member routes the options leg to an options exchange for execution and routes the equity leg to Equity Broker 2 for execution. The Industry Member receives a subsequent cancel request from the customer to cancel the complex order. The Industry Member cancels the options route that was sent to the options exchange, cancels the equity route that was sent to Equity Broker 2, and confirms the cancellation of the complex order.



Industry Member Broker 1 is required to report:

- The receipt of the complex option order from the customer (Multi-Leg New Order event)
- The route of the single leg option order to the exchange (Option Order Route event)
- The route of the equity leg order to Equity Broker 2 (Order Route event).
- The receipt of the complex option cancellation request (*requestTimestamp* in Multi-Leg Order Cancelled event)
- The confirmation of the cancellation of the complex option order (*eventTimestamp* in Multi-Leg Order Cancelled event)
- The cancellation of the route of the option leg to the exchange (Option Route Cancelled event)
- The cancellation of the route of the equity leg to Equity Broker 2 (Route Cancelled event)

Industry Member Equity Broker 2 is required to report:

- The receipt of the equity order from Broker 1 (Order Accepted event)
- The receipt of the cancellation request from Broker 1 (*requestTimestamp* in Order Cancelled event)
- The confirmation of the cancellation of order from Broker 1 (*eventTimestamp* in Order Cancelled event)

Industry Members are required to capture the *eventTimestamp* in Order Cancelled events reflecting the time the order was cancelled (e.g., the time that the order was confirmed to be cancelled in the firm's OMS/EMS). Industry Members are also required to capture the time that the request was received from the customer in the *requestTimestamp* field in the Order Cancelled event, or in a separate Order Cancel Request event. In this example, the *eventTimestamp* reflects the same time that the time that the request

was received. In this example, the request time is captured in the *requestTimestamp* field in the Order Cancelled events.

#	Step	Reported Event	Comments
1	Customer electronically sends a complex option order to Broker 1	NA	
2	Broker 1 (BRK1) accepts the complex option order	<p><b>Broker 1 reports a <i>Multi-Leg New Order event</i></b></p> <p>type: MLNO  orderKeyDate: 20210222T000000  orderID: CO12345  underlying: XYZ  eventTimestamp: 20210222T153010.34567  manualFlag: false  deptType: T  price: 32.75  quantity: 100  orderType: LMT  timeInForce: DAY=20210222  tradingSession: REG  handlingInstructions:  firmDesignatedID: FRM345  accountHolderType: P  affiliateFlag: false  representativeInd: N  solicitationFlag: false  RFQID:  numberOfLegs: 2  priceType: PU  legDetails:      legRefID: 1      optionID:      XYZ 210810C00032000      openCloseIndicator: Open      side: S      legRatioQuantity: 1       legRefID: 2      symbol: XYZ      side: B      legRatioQuantity: 75</p>	
3	Broker 1 routes the option leg to Exchange 1	<b>Broker 1 reports an <i>Option Order Route event</i></b>	The <i>multiLegInd</i> must be populated as 'true' to indicate that the immediately preceding event in the order life cycle is

#	Step	Reported Event	Comments
		type: MOOR orderKeyDate: 20210222T000000 orderID: CO12345 optionID: XYZ 210810C00032000 eventTimestamp: 20210222T095603.768455 senderIMID: 123:BKR1 destination: EXCH1 destinationType: E routedOrderID: RTOPTLA1 session: s.012.5 side: S price: 1.25 quantity: 100 orderType: LMT timeInForce: DAY=20210222 tradingSession: REG handlingInstructions: exchOriginCode: P affiliateFlag: false openCloseIndicator: Open multiLegInd: true	a multi-leg order event.
4	Broker 1 routes the Equity Leg to Broker 2	<i>Broker 1 reports an <b>Order Route event</b></i>  type: MEOR orderKeyDate: 20210222T000000 orderID: CO12345 symbol: XYZ eventTimestamp: 20210222T095641.845584 senderIMID: 123:BKR1 destination: 456:EBK2 destinationType: F routedOrderID: RTEQLB1 side: B price: 33 quantity: 7500 orderType: LMT timeInForce: DAY=20210222 tradingSession: REG affiliateFlag: false multiLegInd: true	The <i>multiLegInd</i> must be populated as 'true' to indicate that the immediately preceding event in the order life cycle is a multi-leg order event.  Broker 1 did not communicate that the order was tied to option trades, so the OPT <i>handlingInstructions</i> must not be used.
5	Exchange 1 accepts	<i>Exchange 1 reports a <b>Participant</b></i>	

#	Step	Reported Event	Comments
	the option leg order from Broker 1	<b>Simple Option Order Accepted event</b>	
6	Equity Broker 2 accepts the equity leg order from Broker 1	<p><b>Equity Broker 2 reports an Order Accepted event</b></p> <p>type: MEOA  orderKeyDate: 20210222T000000  orderID: EO112233  symbol: XYZ  eventTimestamp: 20210222T095641.984213  manualFlag: false  receiverIMID: 456:EBK2  senderIMID: 123:BKR1  senderType: F  routedOrderID: RTEQLB1  affiliateFlag: false  deptType: T  side: B  price: 33  quantity: 7500  orderType: LMT  timeInForce: DAY=20210222  tradingSession: REG  isoInd: NA</p>	Broker 1 did not communicate that the order was tied to option trades, so the <i>OPT handlingInstructions</i> must not be used.
7	Broker 1 receives a cancellation request from the customer for the previously routed order and cancels the order	<p><b>Broker 1 reports a Multi-Leg Order Cancelled event</b></p> <p>type: MLOC  orderKeyDate: 20210222T000000  orderID: CCO12345  underlying: XYZ  eventTimestamp: 20210222T155634.34567  manualFlag: false  cancelQty: 100  leavesQty: 0  initiator: C  requestTimestamp: 20210222T155634.34567</p>	<p>In this example, the <i>eventTimestamp</i> represents the same time that the request was received from the customer.</p> <p>Since the <i>requestTimestamp</i> field is populated, Broker 1 must not report a separate Multi-Leg Order Cancel Request event.</p>
8	Broker 1 cancels the option route to the exchange	<p><b>Broker 1 reports an Option Route Cancelled event</b></p> <p>type: MOCR  orderKeyDate: 20210222T000000</p>	

#	Step	Reported Event	Comments
		orderID: CO12345 optionID: XYZ 210810C00032000 eventTimestamp: 20210222T102041.123456 manualFlag: false cancelQty: 100 senderIMID: 123:BKR1 destination: EXCH1 destinationType: E routedOrderID: RTOPTLA1 session: s.012.5 multiLegInd: true	
9	Broker 1 cancels the route to Equity Broker 2	<i>Broker 1 reports a <b>Route Cancelled Event</b></i>  type: MECR orderKeyDate: 20210222T000000 orderID: O56575 symbol: XYZ eventTimestamp: 20210222T102041.123456 manualFlag: false cancelQty: 7500 senderIMID: 123:BKR1 destination: 456:EBK2 destinationType: F routedOrderID: RTEQLB1 multiLegInd: true	
10	The exchange cancels the simple option order	<i>Exchange reports a <b>Participant Option Order Cancelled event</b></i>	
11	Broker 2 receives the request from Broker 1 and cancels the order	<i>Broker 1 reports an <b>Order Cancelled event</b></i>  type: MEOC orderKeyDate: 20210222T000000 orderID: COR56575 symbol: XYZ eventTimestamp: 20210222T102041.623456 manualFlag: false cancelQty: 7500 leavesQty: 0 initiator: C	In this example, the <i>eventTimestamp</i> represents the same time that the request was received from the customer.

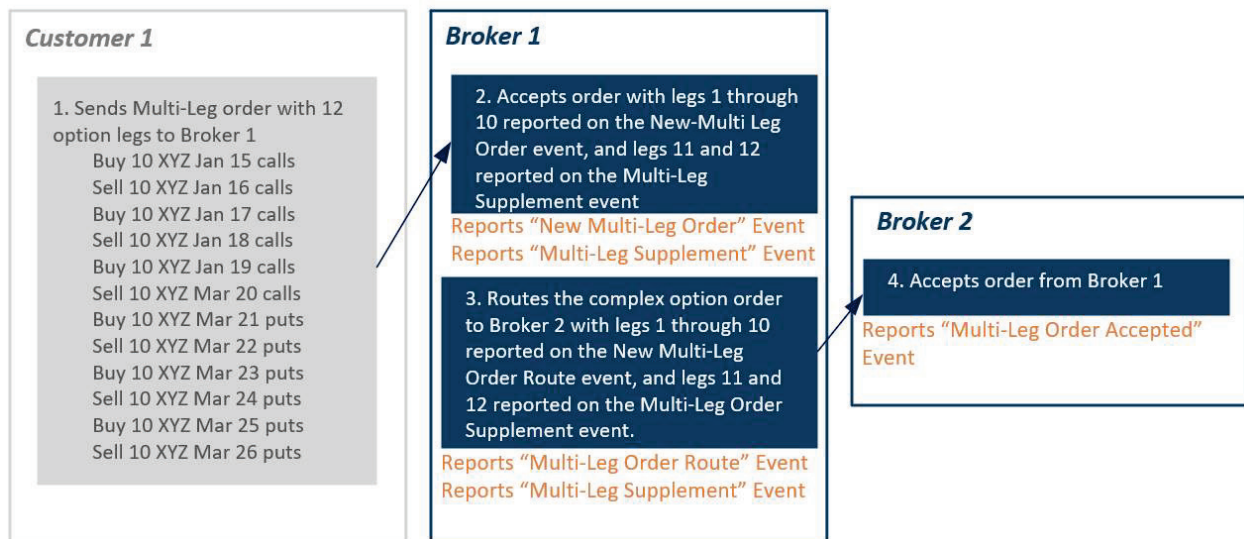
#	Step	Reported Event	Comments
		requestTimestamp: 20210222T102041.623456	

### 3.6.10 Industry Member Receives a Complex Order with too many Legs to Report in a Single Multi-Leg Order Message

This scenario illustrates the CAT reporting requirements when Industry Member Broker 1 receives a Multi-Leg order with 12 options legs from a customer electronically.

While there is no maximum number of legs that can be included in any Multi-Leg order event, there is a maximum total length of 8190 bytes for a CAT record, as outlined in the [CAT Reporting Technical Specifications for Industry Members](#). This limitation applies to both JSON and CSV formats. Messages larger than 8190 bytes will be rejected. Each CAT submitter is responsible for ensuring their activity is reporting within stated byte limitations.

Broker 1 splits reporting of the 12 legs into two CAT events so as to not exceed the 8190 byte size limit. In this example, Broker 1 uses long values in the *legRefID* field, which allow for up to 64 characters. In order to not exceed the 8190 bytes, Broker 1 limits the number of legs to 10 on the applicable CAT events.



Industry Member Broker 1 is required to report:

- The receipt of the multi-leg option order from the customer (Multi-Leg New Order event and one Multi-Leg Supplement event)

- The route of the multi-leg option order to Broker 2 (Multi-Leg Order Route event and one Multi-Leg Order Supplement event)

Industry Member Broker 2 is required to report:

- The receipt of the multi-leg order from Broker 1 (Multi-Leg Order Accepted event)

#	Step	Reported Event	Comments
1	Customer sends a multi-leg order with 12 option legs to Broker 1	N/A	
2	Broker 1 accepts the multi-leg order	<p><i>Broker 1 reports a <b>Multi-Leg New Order event</b></i></p> <p>type: MLNO  orderKeyDate: 20211015T000000  orderID: CO12345  underlying: XYZ  eventTimestamp: 20211015T153010.34567  manualFlag: false  electronicTimestamp: 20211015T153010.34567  deptType: T  price: -2.10  quantity: 10  orderType: LMT  timeInForce: DAY=20211015  tradingSession: REG  firmDesignatedID: C0006  accountHolderType: A  numberOfLegs: 12  priceType: PU</p> <p>legDetails:</p> <p>legRefID: abcDEFghi-ZYXwvu-TSR0001  optionID: XYZ 220121C00015000  openCloseIndicator: Open  side: B  legRatioQuantity: 1</p> <p>legRefID: abcDEFghi-ZYXwvu-TSR0002  optionID: XYZ 220121C00016000  openCloseIndicator: Open  side: S  legRatioQuantity: 1</p> <p>legRefID: abcDEFghi-ZYXwvu-</p>	Broker 1 reports a maximum of 10 legs on the MLNO event to ensure that the message length never exceeds the maximum 8190 byte limit. Broker 1 also reports a MLOS with the remaining two option legs.



#	Step	Reported Event	Comments
		<p>TSR0003 optionID: XYZ 220121C00017000 openCloseIndicator: Open side: B legRatioQuantity: 1</p> <p>legRefID: abcDEFghi-ZYXwvu- TSR0004 optionID: XYZ 220121C00018000 openCloseIndicator: Open side: S legRatioQuantity: 1</p> <p>legRefID: abcDEFghi-ZYXwvu- TSR0005 optionID: XYZ 220121C00019000 openCloseIndicator: Open side: B legRatioQuantity: 1</p> <p>legRefID: abcDEFghi-ZYXwvu- TSR0006 optionID: XYZ 220121C00020000 openCloseIndicator: Open side: S legRatioQuantity: 1</p> <p>legRefID: abcDEFghi-ZYXwvu- TSR0007 optionID: XYZ 220121P00021000 openCloseIndicator: Open side: B legRatioQuantity: 1</p> <p>legRefID: abcDEFghi-ZYXwvu- TSR0008 optionID: XYZ 220121P00022000 openCloseIndicator: Open side: S legRatioQuantity: 1</p> <p>legRefID: abcDEFghi-ZYXwvu- TSR0009 optionID: XYZ 220121P00023000 openCloseIndicator: Open side: B legRatioQuantity: 1</p> <p>legRefID: abcDEFghi-ZYXwvu- TSR0010 optionID: XYZ 220121P00024000 openCloseIndicator: Open</p>	

#	Step	Reported Event	Comments
		<p>side: S legRatioQuantity: 1</p> <p>Broker 1 reports a <b>Multi-Leg Order Supplement</b> event</p> <p>type: MLOS orderKeyDate: 20211015T000000 orderID: CO12345 underlying: XYZ eventTimestamp: 20211015T153010.34567 manualFlag: false firmDesignatedID: C0006 legDetails:     legRefID: abcDEFghi-ZYXwvu-TSR0011     optionID: XYZ 220121P00025000     openCloseIndicator: Open     side: B     legRatioQuantity: 1      legRefID: abcDEFghi-ZYXwvu-TSR0012     optionID: XYZ 220121P00026000     openCloseIndicator: Open     side: S     legRatioQuantity: 1</p>	
3	Broker 1 routes the multi-leg order to Broker 2	<p>Broker 1 reports a <b>Multi-Leg Order Route event</b></p> <p>type: MLOR orderKeyDate: 20211015T000000 orderID: CO12345 underlying: XYZ eventTimestamp: 20211015T153036.323456 manualFlag: false senderIMID: 123:BRK1 destination: 789:BRK2 destinationType: F routedOrderID: OR4499 price: -2.10 quantity: 10 orderType: LMT timeInForce: DAY=20211015 tradingSession: REG numberOfLegs: 12 priceType: PU</p>	Broker 1 reports a maximum of 10 legs on the MLNO event to ensure that the message length never exceeds the maximum 8190 byte limit. Broker 1 also reports a MLOS with the remaining two option legs.

#	Step	Reported Event	Comments
		<p>legDetails:</p> <p>legRefID: abcDEFghi-ZYXwvu-TSR0001  optionID:  XYZ 220121C00015000  openCloseIndicator: Open  side: B  legRatioQuantity: 1</p> <p>legRefID: abcDEFghi-ZYXwvu-TSR0002  optionID:  XYZ 220121C00016000  openCloseIndicator: Open  side: S  legRatioQuantity: 1</p> <p>legRefID: abcDEFghi-ZYXwvu-TSR0003  optionID:  XYZ 220121C00017000  openCloseIndicator: Open  side: B  legRatioQuantity: 1</p> <p>legRefID: abcDEFghi-ZYXwvu-TSR0004  optionID:  XYZ 220121C00018000  openCloseIndicator: Open  side: S  legRatioQuantity: 1</p> <p>legRefID: abcDEFghi-ZYXwvu-TSR0005  optionID:  XYZ 220121C00019000  openCloseIndicator: Open  side: B  legRatioQuantity: 1</p> <p>legRefID: abcDEFghi-ZYXwvu-TSR0006  optionID:  XYZ 220121C00020000  openCloseIndicator: Open  side: S  legRatioQuantity: 1</p> <p>legRefID: abcDEFghi-ZYXwvu-TSR0007  optionID:  XYZ 220121P00021000  openCloseIndicator: Open  side: B  legRatioQuantity: 1</p> <p>legRefID: abcDEFghi-ZYXwvu-TSR0008  optionID:</p>	

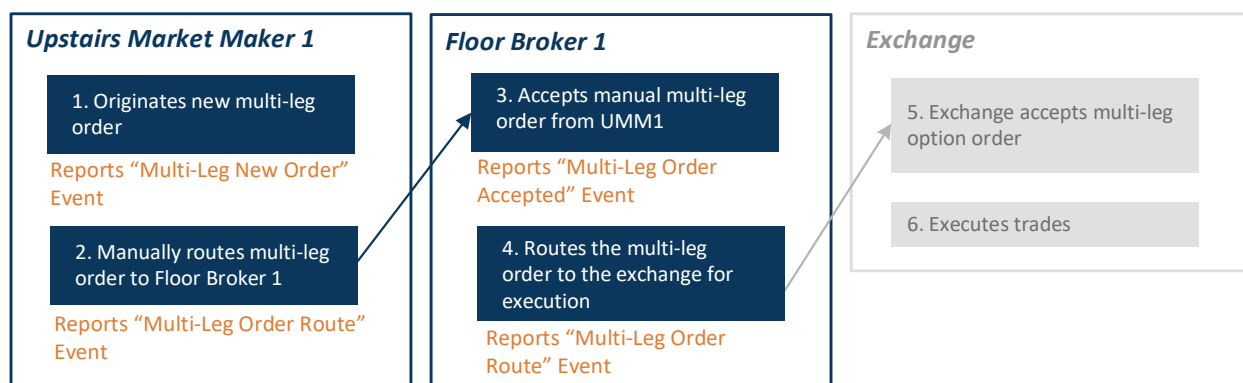
#	Step	Reported Event	Comments
		<p>XYZ 220121P00022000  openCloseIndicator: Open  side: S  legRatioQuantity: 1</p> <p>legRefID: abcDEFghi-ZYXwvu-  TSR0009  optionID:  XYZ 220121P00023000  openCloseIndicator: Open  side: B  legRatioQuantity: 1</p> <p>legRefID: abcDEFghi-ZYXwvu-  TSR0010  optionID:  XYZ 220121P00024000  openCloseIndicator: Open  side: S  legRatioQuantity: 1</p> <p><b>Broker 1 reports a <i>Multi-Leg Order Supplement</i> event</b></p> <p>type: MLOS  orderKeyDate: 20211015T000000  orderID: CO12345  underlying: XYZ  eventTimestamp:  20211015T153036.323456  manualFlag: false  firmDesignatedID: C0006  senderIMID: 123:BRK1  destination: 789:BRK2  destinationType: F  routedOrderID: OR4499  routeRejectedFlag: false  legDetails:</p> <p>legRefID: abcDEFghi-ZYXwvu-  TSR0011  optionID:  XYZ 220121P00025000  openCloseIndicator: Open  side: B  legRatioQuantity: 1</p> <p>legRefID: abcDEFghi-ZYXwvu-  TSR0012  optionID:  XYZ 220121P00026000  openCloseIndicator: Open  side: S  legRatioQuantity: 1</p>	

#	Step	Reported Event	Comments
4	Broker 2 accepts the multi-leg order	<p><i>Broker 2 reports a <b>Multi-Leg Order Accepted event</b> to report all legs 1 – 12</i></p> <p>type: MLOA  orderKeyDate: 20211014T000000  orderID: O-87654  underlying: XYZ  eventTimestamp:  20211014T153038.456123  manualFlag: false  receiverIMID: 456:FBRKR  senderIMID: 123:BRKA  senderType: F  routedOrderID: RTO123  deptType: T  price: 2.20  quantity: 10  orderType: LMT  timeInForce: DAY=20211014  tradingSession: REG  numberOfLegs: 12  priceType: PU  legDetails:</p> <p>legRefID: 1  optionID:  XYZ 220121C00015000  openCloseIndicator: Open  side: B  legRatioQuantity: 1</p> <p>legRefID: 2  optionID:  XYZ 220121C00016000  openCloseIndicator: Open  side: S  legRatioQuantity: 1</p> <p>legRefID: 3  optionID:  XYZ 220121C00017000  openCloseIndicator: Open  side: B  legRatioQuantity: 1</p> <p>legRefID: 4  optionID:  XYZ 220121C00018000  openCloseIndicator: Open  side: S  legRatioQuantity: 1</p> <p>legRefID: 5  optionID:</p>	

#	Step	Reported Event	Comments
		<p>XYZ 220121C00019000 openCloseIndicator: Open side: B legRatioQuantity: 1</p> <p>legRefID: 6 optionID: XYZ 220121C00020000 openCloseIndicator: Open side: S legRatioQuantity: 1</p> <p>legRefID: 7 optionID: XYZ 220121P00021000 openCloseIndicator: Open side: B legRatioQuantity: 1</p> <p>legRefID: 8 optionID: XYZ 220121P00022000 openCloseIndicator: Open side: S legRatioQuantity: 1</p> <p>legRefID: 9 optionID: XYZ 220121P00023000 openCloseIndicator: Open side: B legRatioQuantity: 1</p> <p>legRefID: 10 optionID: XYZ 220121P00024000 openCloseIndicator: Open side: S legRatioQuantity: 1</p> <p>legRefID: 11 optionID: XYZ 220121P00025000 openCloseIndicator: Open side: B legRatioQuantity: 1</p> <p>legRefID: 12 optionID: XYZ 220121P00026000 openCloseIndicator: Open side: S legRatioQuantity: 1</p>	

### 3.6.11 Upstairs Market Maker Originates Proprietary Multi-leg Order and Routes to Floor Broker

This scenario illustrates the CAT reporting requirements when an Upstairs Market Maker originates a proprietary multi-leg order and routes the order to an Industry Member Floor Broker for execution. In this scenario, Upstairs Market Maker 1 originates an order for their own proprietary account, and routes the order with a Total Cash net price for the strategy to Floor Broker 1 to execute on exchange.



Industry Member Upstairs Market Maker 1 is required to report:

- The origination of the multi-leg option order (Multi-Leg Order New Order event)
- The route of the multi-leg order at a Total Cash net price to Floor Broker 1 (Multi-Leg Order Route)

Industry Member Floor Broker 1 is required to report:

- The receipt of the multi-leg option order from Upstairs Market Maker 1 (Multi-Leg Order Accepted event)
- The route of the multi-leg option order to the exchange at a Per Unit net price for execution (Multi-Leg Order Route event)

Options exchange is required to report as outlined in the CAT Reporting Technical Specifications for Plan Participants.

#	Step	Reported Event	Comments
1	Upstairs Market Marker 1 originates new multi-leg order	<i>Broker 1 reports a <b>Multi-Leg New Order</b> event</i>  type: MLNO orderKeyDate: 20211022T000000 orderID: BH12345 underlying: XYZZ eventTimestamp: 20211022T135612 manualFlag: true deptType: T	

#	Step	Reported Event	Comments
		price: -1703200 quantity: 1 orderType: LMT timeInForce: DAY=20211022 tradingSession: REG firmDesignatedID: PROP123 accountHolderType: O numberOfLegs: 2 priceType: TC legDetails: legRefID: 0 optionID: XYZZ 220313C00225000 openCloseIndicator: Open side: B legRatioQuantity: 1000  legRefID: 1 symbol: XYZZ side: SS legRatioQuantity: 8000	
2	Upstairs Market Maker 1 manually routes multi-leg order to Floor Broker 1	Upstairs Market Maker 1 reports a <b>Multi-Leg Order Route event</b>  type: MLOR orderKeyDate: 20211022T000000 orderID: BH12345 underlying: XYZZ eventTimestamp: 20211022T135612 manualFlag: true deptType: T senderIMID: 789:UMM1 destination: 444:FBK1 destinationType: F price: -1703200 quantity: 1 orderType: LMT timeInForce: DAY=20211022 numberOfLegs: 2 priceType: TC legDetails: legRefID: 0 optionID: XYZZ 220313C00225000 openCloseIndicator: Open side: B legRatioQuantity: 1000  legRefID: 1 symbol: XYZZ side: SS	



#	Step	Reported Event	Comments
		legRatioQuantity: 8000	
3	Floor Broker 1 accepts multi-leg order from Upstairs Market Maker 1	<p><i>Floor Broker 1 reports a <b>Multi-Leg Order Accepted event</b></i></p> <p>type: MLOA  orderKeyDate: 20211022T000000  orderID: KH1234  underlying: XYZZ  eventTimestamp: 20211022T135615  manualFlag: true  electronicTimestamp: 20211022T135619.478944  receiverIMID: 789:UMM1  senderIMID: 444:FBK1  senderType: F  deptType: T  price: -1703200  quantity: 1  orderType: LMT  timeInForce: DAY=20211015  numberOfLegs: 2  priceType: TC  legDetails:</p> <p>legRefID: 1-xyzz73645  optionID:  XYZZ 220313C00225000  openCloseIndicator: Open  side: B  legRatioQuantity: 1</p> <p>legRefID: 2-xyzz73645  symbol: XYZZ  side: SS  legRatioQuantity: 8</p>	
4	Floor Broker 1 routes multi-leg option order to the exchange	<p><i>Floor Broker 1 reports an <b>Option Order Route event</b></i></p> <p>type: MLOR  orderKeyDate: 20211022T000000  orderID: KH1234  underlying: XYZZ  eventTimestamp: 20211022T135612.562849  manualFlag: false  deptType: T  senderIMID: 444:FBK1  destination: EXCH1  destinationType: E  routedOrderID: PW741  price: -16.7020</p>	

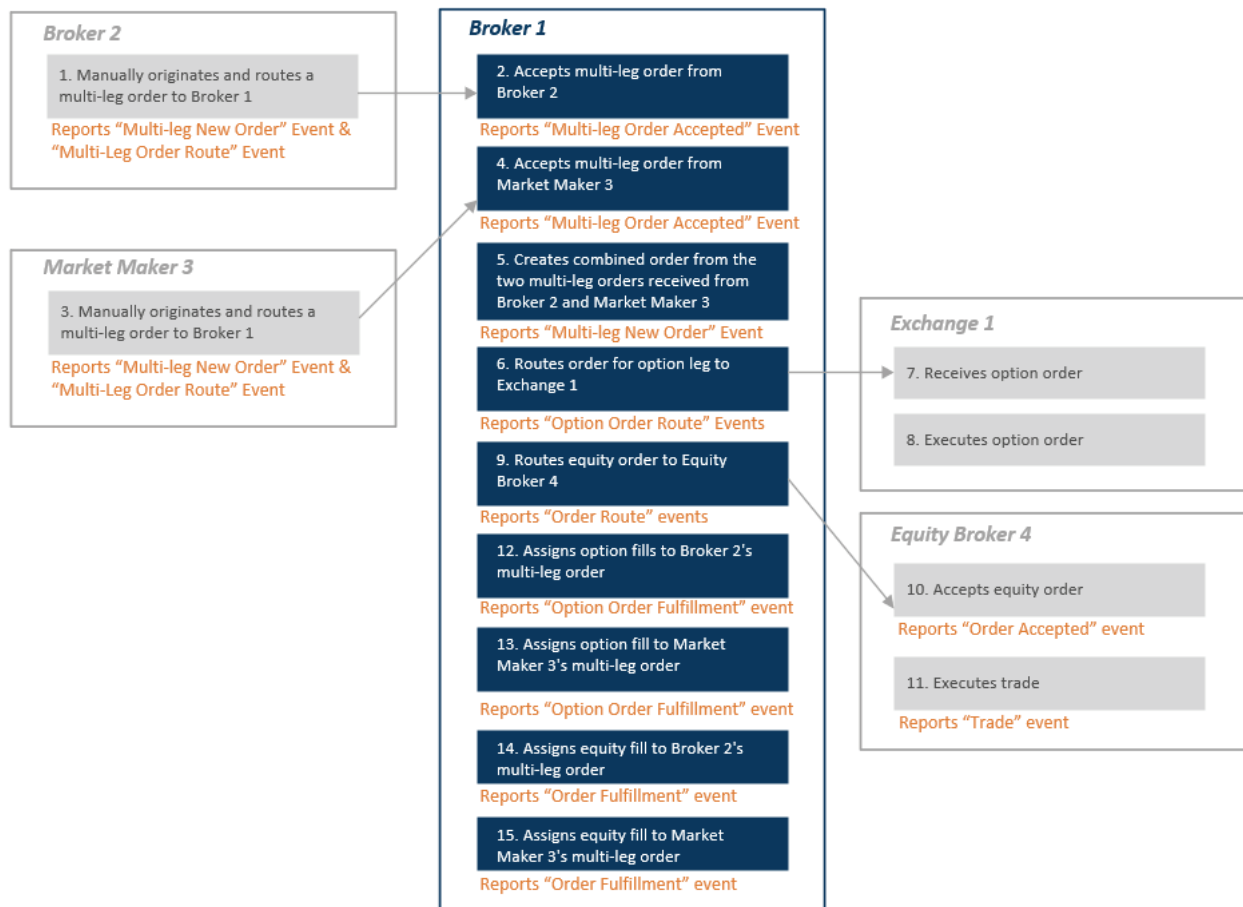
#	Step	Reported Event	Comments
		quantity: 1000 orderType: LMT timeInForce: DAY=20211022 tradingSession: REG numberOfLegs: 2 priceType: PU legDetails: legRefID: 1-xyzz73645 optionID: XYZZ 220313C00225000 openCloseIndicator: Open side: B legRatioQuantity: 1  legRefID: 2-xyzz73645 symbol: XYZZ side: SS legRatioQuantity: 8	
5	Exchange 1 accepts multi-leg option order	<i>Exchange reports a Participant <b>Complex Option Order Accepted</b> event</i>	
6	Exchange 1 executes trade	<i>Exchange 1 reports a Participant <b>Option Trade</b> events</i>	

**3.6.12 Broker Combines Two Multi-Leg Orders and Routes Legs Separately**

This scenario illustrates the CAT reporting requirements when Industry Member Broker 1 receives multiple multi-leg option orders for the same set of legs in the same “shape”, which is then combined into a single multi-leg order for execution.

In this scenario, Broker 2 routes a multi-leg order to Broker 1, and Market Maker 3 routes a multi-leg order to Broker 1 for the same multi-leg strategy (where all leg details match). Broker 1 creates a combined order for the total quantity. Broker 1 then routes the option leg to Exchange 1 for execution, and routes the equity leg separately to Equity Broker 4 for execution. Upon receiving the fills, Broker 1 creates fulfillment events for the option and equity fills to each of the original orders received from Broker 2 and Market Maker 3.

For illustration purposes, this scenario focuses on the events that are reported by Broker 1. While events reported by Broker 2, Market Maker 3, and Equity Broker 4 are referenced in the diagram and table below for context, full details are not provided. Refer to the scenario(s) listed in the Comments column for additional details.



Industry Member Broker 1 is required to report:

- The receipt of the multi-leg option order from Broker 2 (Multi-Leg Order Accepted event)
- The receipt of the multi-leg option order from Market Maker 3 (Multi-Leg Order Accepted event)
- The generation of the combined multi-leg option order (Multi-Leg New Order event)
- The route of the order for the option leg to Exchange 1 (Option Order Route event)
- The route of the order for the equity leg to Equity Broker 4 (Order Route event)
- The option fills of Broker 2's and Market Maker 3's original multi-leg orders (Option Order Fulfillment events)
- The equity fills of Broker 2's and Market Maker 3's original multi-leg orders (Order Fulfillment events)

#	Step	Reported Event	Comments
1	Broker 2 originates and verbally routes a multi-leg option order to Broker 1	<i>Broker 2 reports a <b>Multi-Leg New Order event</b> and a <b>Multi-Leg Order Route event</b></i>	Refer to Scenario 3.6.1 covering origination of a multi-leg new order and its corresponding multi-leg order route.

2	Broker 1 accepts verbal multi-leg order from Broker 2	<p><i>Broker 1 reports a <b>Multi-Leg Order Accepted event</b></i></p> <p>type: MLOA  orderKeyDate: 20220222T000000  orderID: ML54321  underlying: XYZ  eventTimestamp: 20220222T153012  manualFlag: true  electronicTimestamp: 20220222T153012.56789  receiverIMID: 123:BRK1  senderIMID: 345:BRK2  senderType: F  routedOrderID:  deptType: T  price: 15.25  quantity: 700  orderType: LMT  timeInForce: DAY=20220222  tradingSession: REG  handlingInstructions:  affiliateFlag: false  representativeInd: N  solicitationFlag: false  numberOfLegs: 2  priceType: PU  legDetails:      legRefID: 1      optionID:      XYZ 220617C00300000      openCloseIndicator: Open      side: S      legRatioQuantity: 1       legRefID: 2      symbol: XYZ      side: B      legRatioQuantity: 5</p>	
3	Market Maker 3 originates and verbally routes a multi-leg option order to Broker 1	<p><i>Market Maker 3 reports a <b>Multi-Leg New Order event and a Multi-Leg Order Route event</b></i></p>	Refer to <a href="#">Scenario 3.6.1</a> covering origination of a multi-leg new order and its corresponding multi-leg order route.
4	Broker 1 accepts verbal multi-leg order from Market Maker 3	<p><i>Broker 1 reports a <b>Multi-Leg Order Accepted event</b></i></p> <p>type: MLOA  orderKeyDate: 20220222T000000  orderID: ML67890  underlying: XYZ  eventTimestamp: 20220222T153024  manualFlag: true  electronicTimestamp: 20220222T153024.67890  receiverIMID: 123:BRK1  senderIMID: 987:MMKR3  senderType: F  routedOrderID:  deptType: T</p>	

		<pre> price: 15.25 quantity: 300 orderType: LMT timeInForce: DAY=20220222 tradingSession: REG handlingInstructions: affiliateFlag: false representativeInd: N solicitationFlag: false numberOfLegs: 2 priceType: PU legDetails:     legRefID: 1     optionID:     XYZ 220617C00300000     openCloseIndicator: Open     side: S     legRatioQuantity: 1      legRefID: 2     symbol: XYZ     side: B     legRatioQuantity: 5 </pre>	
5	<p>Broker 1 generates a combined multi-leg order</p>	<p><i>Broker 1 reports a <b>Multi-Leg New Order event</b></i></p> <pre> type: MLNO orderKeyDate: 20220222T000000 orderID: MCP12345 underlying: XYZ eventTimestamp: 20220222T153035.23456 manualFlag: false deptType: T price: 15.25 quantity: 1000 orderType: LMT timeInForce: DAY=20220222 tradingSession: REG handlingInstructions: firmDesignatedID: FRM123 accountHolderType: V affiliateFlag: false aggregatedOrders:     ML54321@20220222T000000@@      ML67890@20220222T000000@@  representativeInd: OML solicitationFlag: false numberOfLegs: 2 priceType: PU legDetails:     legRefID: 1     optionID: XYZ 220617C00300000     openCloseIndicator: Open     side: S     legRatioQuantity: 1      legRefID: 2     symbol: XYZ     side: B     legRatioQuantity: 5 </pre>	

6	Broker 1 routes the combined order to Exchange 1	<b>Broker 1 reports <i>Option Order Route event</i></b>  type: MOOR orderKeyDate: 20220222T000000 orderID: MCP12345 optionID: XYZ 220617C00300000 eventTimestamp: 20220222T153042.12345 senderIMID: 123:BRKR1 destination: EXCH1 destinationType: E routedOrderID: RT0203MM session: sA2 side: S price: 1.00 quantity: 1000 orderType: LMT timeInForce: DAY=20220222 tradingSession: REG handlingInstructions: multiLegInd: true exchOriginCode: B	The <i>multiLegInd</i> must be populated as 'true' to indicate that the immediately preceding event in the order life cycle is a multi-leg order event.
7	Exchange 1 accepts the order	N/A	
8	Exchange 1 executes the order	N/A	
9	Broker 1 routes an order for the equity shares to Equity Broker 4	<b>Broker 1 reports an <i>Order Route event</i></b>  type: MEOR orderKeyDate: 20220222T000000 orderID: MCP12345 symbol: XYZ eventTimestamp: 20220222T153109.12345 manualFlag: false senderIMID: 123:BRK1 destination: 789:BRK4 destinationType: F routedOrderID: EO12345 side: B price: 325.00 quantity: 5000 orderType: LMT timeInForce: DAY=20220222 tradingSession: REG affiliateFlag: false isoInd: NA handlingInstructions: OPT multiLegInd: true pairedOrderID:	The <i>multiLegInd</i> must be populated as 'true' to indicate that the immediately preceding event in the order life cycle is a multi-leg order event.  Broker 1 is required to report a <i>handlingInstructions</i> value of "OPT" to indicate that the order was sent with instructions to execute at the specified limit price. Refer to <a href="#">CAT FAQ K25</a> for additional information.
10	Equity Broker 4 accepts the order from Broker 1	<b>Equity Broker 4 reports an <i>Order Accepted event</i></b>	Refer to <a href="#">Scenario 3.6.2</a>
11	Equity Broker 4 executes the order	<b>Equity Broker 4 reports a <i>Trade event</i></b>	Refer to <a href="#">Scenario 3.6.2</a>
12	Broker 1 enters the option fill on the original multi-	<b>Broker 1 reports an <i>Option Order Fulfillment event</i></b>  type: MOOF	The <i>fulfillmentLinkType</i> field must be populated with a value of 'OML' indicating that this is a Multi-Leg

	leg order from Broker 2	fillKeyDate: 20220222T000000 fulfillmentID: FB2001000 optionID: XYZ 220617C00300000 eventTimestamp: 20220222T153245.111122 quantity: 700 price: 1.00 fulfillmentLinkType: OML clientDetails: orderKeyDate: 20220222T000000 orderID: ML54321 side: S firmDetails: orderKeyDate: 20220222T000000 orderID: MCP12345 side: B	Order Fulfillment. In this scenario, the <i>firmDetails</i> are required.
13	Broker 1 enters the option fill on the original multi-leg order from Market Maker 3	<i>Broker 1 reports an <b>Option Order Fulfillment event</b></i> type: MOOF fillKeyDate: 20220222T000000 fulfillmentID: FB2001001 optionID: XYZ 220617C00300000 eventTimestamp: 20220222T153346.231245 quantity: 300 price: 1.00 fulfillmentLinkType: OML clientDetails: orderKeyDate: 20220222T000000 orderID: ML67890 side: S firmDetails: orderKeyDate: 20220222T000000 orderID: MCP12345 side: B	The <i>fulfillmentLinkType</i> field must be populated with a value of 'OML' indicating that this is a Multi-Leg Order Fulfillment. In this scenario, the <i>firmDetails</i> are required.
14	Broker 1 enters the equity fill on the original multi-leg order from Broker 2	<i>Broker 1 reports an <b>Order Fulfillment event</b></i> type: MEOF fillKeyDate: 20220222T000000 fulfillmentID: FO55501 symbol: XYZ eventTimestamp: 20220222T1534.0.023421 manualFlag: false fulfillmentLinkType: OML quantity: 3500 price: 325.00 capacity: A clientDetails: orderKeyDate: 20170801T000000 orderID: ML54321 side: B firmDetails: orderKeyDate: 20170801T000000 orderID: MCP12345 side: SL	The <i>fulfillmentLinkType</i> field must be populated with a value of 'OML' indicating that this is a Multi-Leg Order Fulfillment. In this scenario, the <i>firmDetails</i> are required.

15	Broker 1 enters the equity fill on the original multi-leg order from Market Maker 3	<p><b>Broker 1 reports an <i>Order Fulfillment event</i></b></p> <pre> type: MEOF fillKeyDate: 20220222T000000 fulfillmentID: FO55502 symbol: XYZ eventTimestamp: 20220222T153543.345262 manualFlag: false fulfillmentLinkType: OML quantity: 1500 price: 325.00 capacity: A clientDetails:   orderKeyDate:   20220222T000000   orderID: ML67890   side: B firmDetails:   orderKeyDate:   20220222T000000   orderID: MCP12345   side: SL </pre>	The <i>fulfillmentLinkType</i> field must be populated with a value of 'OML' indicating that this is a Multi-Leg Order Fulfillment. In this scenario, the <i>firmDetails</i> are required.
----	---	---	--

**3.7 RFQ and Solicitation Response Scenarios**

This section illustrates the CAT reporting requirements for responses to RFQs (Request for Quote) and other forms of solicitation. Refer to [Section 2.16](#) for additional RFQ and Solicitation Response scenarios that apply to both Equity and Options order flow.

**3.7.1 Retired Scenario**

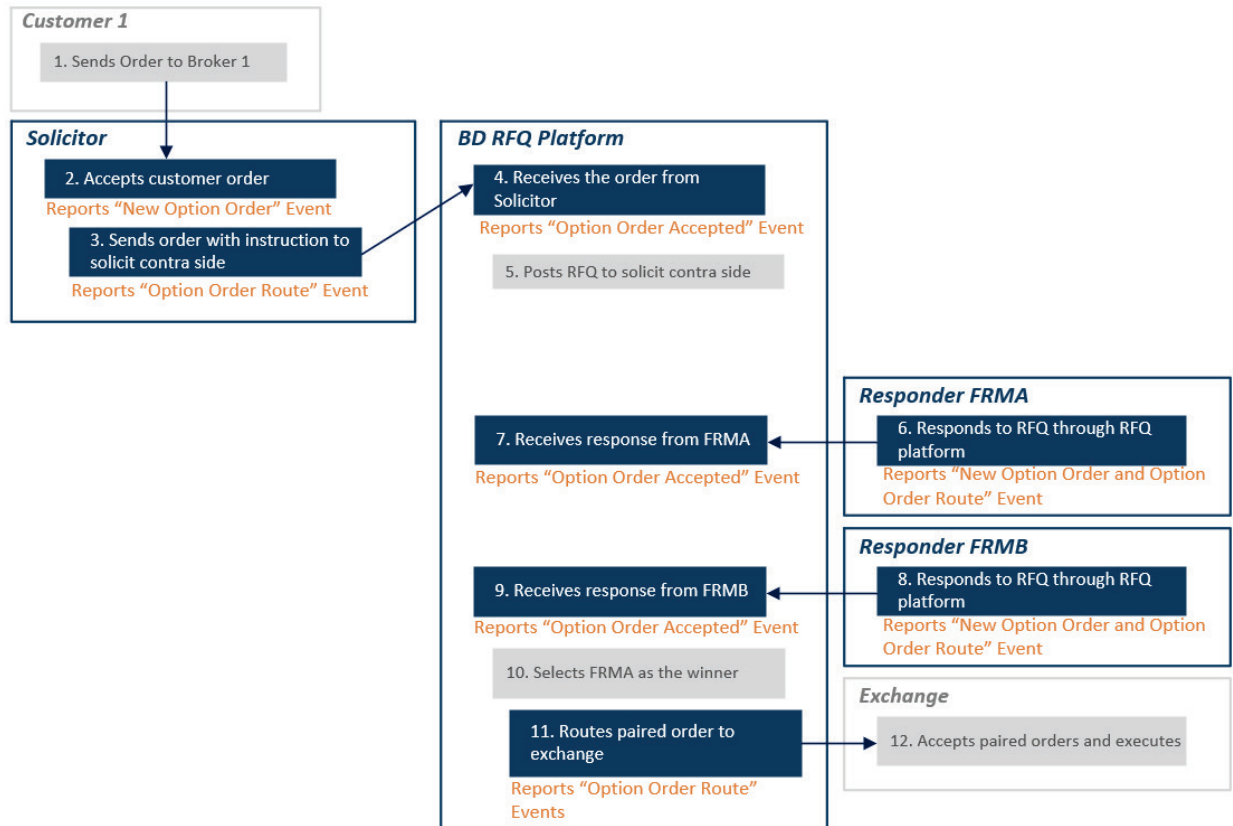
**3.7.2 Retired Scenario**

**3.7.3 Response to RFQ is Sent Through an RFQ Platform operated by a Broker-Dealer**

This scenario illustrates the CAT reporting requirements when an Industry Member (Solicitor) receives a customer order and sends the customer order to an Industry Member broker-dealer that operates an RFQ platform (BD RFQ Platform) with instructions to issue an RFQ to solicit the contra side. The broker-dealer operating the RFQ platforms sends out the RFQ and multiple Industry Members (Responders) respond to the RFQ directly through the RFQ platform. The broker-dealer operating the RFQ platform selects the winning response and routes the customer order and the selected response as a paired order to an exchange for execution.

This RFQ Response is sent as an order, and is immediately actionable, which is in contrast to other RFQ response flows sent via RFQ platforms, which are depicted from Scenarios 2.16.5 thru 2.16.9, and 3.7.8.





The Solicitor is required to report the following:

- The receipt of a customer order (New Option Order event)
- The route of the customer order to the BD RFQ Platform (Option Order Route event)

Each Responder is required to report the following:

- The origination of a proprietary order (New Option Order event *solicitationFlag* as 'true' and the *RFQID* populated)
- The route of the order to the BD RFQ Platform (Option Order Route event)

The BD RFQ Platform is required to report the following:

- The receipt of the customer order from the Solicitor (Option Order Accepted event)
- The receipt of responses from each Responder, including those that were not selected (Option Order Accepted event with *solicitationFlag* as 'true')
- The route of the customer order from the Solicitor and the order from the winning Responder as a paired to the exchange (Order Route events with the same *pairedOrderID* populated)

All orders received or originated after the selection of a winning bid to facilitate the execution of such bid as the result of such RFQ or solicitation process must be reported and must be identified as being part of an RFQ or solicitation process subject to the phasing requirements as set forth in the CAT Reporting Technical Specifications for Industry Members as outlined in [FAQ B45](#).

#	Step	Reported Event	Comments
1	Customer electronically sends an options order to Broker 1	NA	
2	The Solicitor FRMS receives a customer order	<p><i>Solicitor FRMS reports a <b>New Option Order event</b></i></p> <p>type: MONO  orderKeyDate: 20180417T000000  orderID: C56743  optionID: XYZ 210810C00030500  eventTimestamp: 20180417T153033.234456  manualFlag: false  deptType: T  side: B  price: 10.00  quantity: 1000  orderType: LMT  timeInForce: DAY=20180417  tradingSession: REG  custDspIntrFlag: false  firmDesignatedID: CUST1234  accountHolderType: A  affiliateFlag: false  negotiatedTradeFlag: false  representativeInd: N</p>	
3	The Solicitor FRMS routes the customer order to the BD RFQ platform RFQP, issues an RFQ.	<p><i>Solicitor FRMS reports an <b>Option Order Route event</b></i></p> <p>type: MOOR  orderKeyDate: 20180417T000000  orderID: C56743  optionID: XYZ 210810C00030500  eventTimestamp: 20180417T153033.234456  manualFlag: false  senderIMID: 123:FRMS  destination: 987:RFQP  destinationType: F  routedOrderID: AO226</p>	

#	Step	Reported Event	Comments
		side: B price: 10.00 quantity: 1000 orderType: LMT timeInForce: DAY=20180417 tradingSession: REG affiliateFlag: false isoInd: NA	
4	The BD RFQ Platform RFQP receives the order from FRMS	<i>BD RFQ Platform RFQP reports an <b>Option Order Accepted event</b></i>  type: MOOA orderKeyDate: 20180417T000000 orderID: O8654 optionID: XYZ 210810C00030500 eventTimestamp: 20180417T153033.534456 manualFlag: false receiverIMID: 987:RFQP senderIMID: 123:FRMS senderType: F routedOrderID: AO226 affiliateFlag: false deptType: ATS side: B price: 10.00 quantity: 1000 orderType: LMT timeInForce: DAY=20180417 tradingSession: REG isoInd: NA handlingInstructions: custDsplIntrFlag: false	
5	FRMA responds to the RFQ	<i>Responder FRMA reports a <b>New Option Order event</b></i>  type: MONO orderKeyDate: 20180417T000000 orderID: A6789 optionID: XYZ 210810C00030500 eventTimestamp: 20180417T153035.234456 manualFlag: true deptType: T solicitationFlag: true RFQID: 12345	The <i>solicitationFlag</i> must be populated as 'true' and the <i>RFQID</i> field must be populated.

#	Step	Reported Event	Comments
		side: S price: 10.00 quantity: 1000 orderType: LMT timeInForce: DAY=20180417 tradingSession: REG handlingInstructions: custDsplntrFlag: false firmDesignatedID: FRMA1234 accountHolderType: P affiliateFlag: false negotiatedTradeFlag: false representativeInd: N	
6	FRMA routes order to BD RFQ Platform RFQP	<i>Responder FRMA reports an <b>Option Order Route event</b></i>  type: MOOR orderKeyDate: 20180417T000000 orderID: A6789 optionID: XYZ 210810C00030500 eventTimestamp: 20180417T153035.234456 manualFlag: false senderIMID: 456:FRMA destination: 987:RFQP destinationType: F routedOrderID: AO227 side: S price: 10.00 quantity: 1000 orderType: LMT timeInForce: DAY=20180417 tradingSession: REG affiliateFlag: false isoInd: NA handlingInstructions:	
7	BD RFQ Platform RFQP receives the order from FRMA	<i>RFQ Platform RFQP reports an <b>Option Order Accepted event</b></i>  type: MOOA orderKeyDate: 20180417T000000 orderID: O8655 optionID: XYZ 210810C00030500 eventTimestamp: 20180417T153035.534456 manualFlag: false	The <i>solicitationFlag</i> must be populated as 'true'.

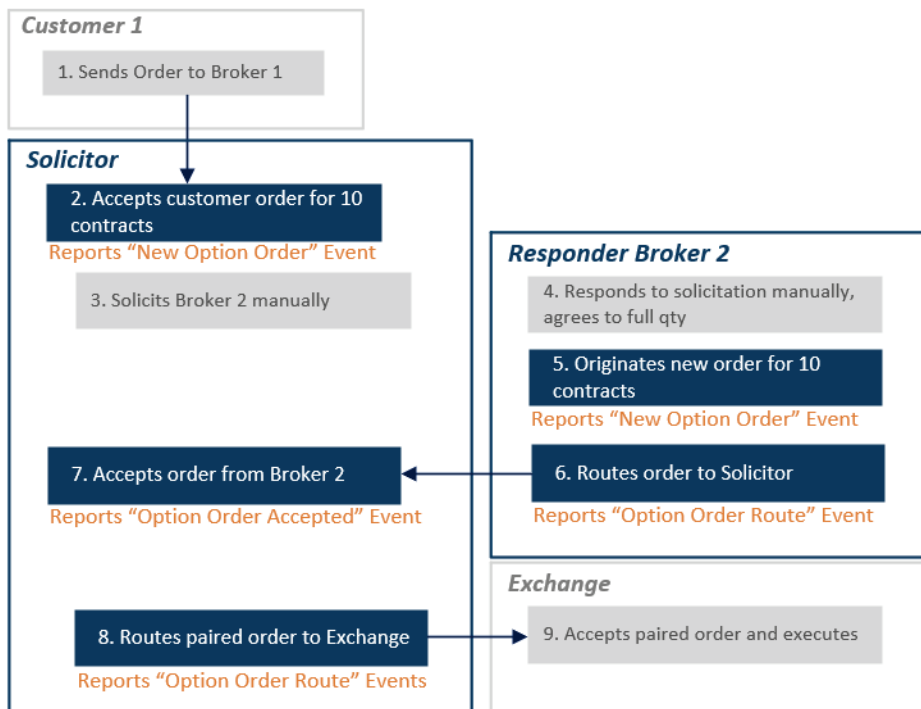
#	Step	Reported Event	Comments
		receiverIMID: 987:RFQP senderIMID: 456:FRMA senderType: F routedOrderID: AO227 affiliateFlag: false deptType: ATS side: S price: 10.00 quantity: 1000 orderType: LMT timeInForce: DAY=20180417 tradingSession: REG isoInd: NA custDsplntrFlag: false solicitationFlag: true	
8	FRMB responds to the RFQ	<i>Responder FRMB reports a <b>New Option Order event</b></i>  type: MONO orderKeyDate: 20180417T000000 orderID: B6789 optionID: XYZ 210810C00030500 eventTimestamp: 20180417T153036.234456 manualFlag: true deptType: T solicitationFlag: true RFQID: 12345 side: S price: 10.02 quantity: 1000 orderType: LMT timeInForce: DAY=20180417 tradingSession: REG handlingInstructions: custDsplntrFlag: false firmDesignatedID: FRMB1234 accountHolderType: P affiliateFlag: false negotiatedTradeFlag: false representativeInd: N	The <i>solicitationFlag</i> must be populated as 'true' and the <i>RFQID</i> field must be populated.
9	FRMB routes order to RFQ Platform RFQP	<i>Responder FRMB reports an <b>Option Order Route event</b></i>  type: MOOR orderKeyDate: 20180417T000000	

#	Step	Reported Event	Comments
		orderID: B6789 optionID: XYZ 210810C00030500 eventTimestamp: 20180417T153036.234456 manualFlag: false senderIMID: 678:FRMB destination: 987:RFQP destinationType: F routedOrderID: AO228 side: S price: 10.00 quantity: 1000 orderType: LMT timeInForce: DAY=20180417 tradingSession: REG affiliateFlag: false isoInd: NA handlingInstructions:	
10	BD RFQ Platform RFQP receives the order from FRMB	<i>RFQ Platform RFQP reports an <b>Option Order Accepted event</b></i>  type: MOOA orderKeyDate: 20180417T000000 orderID: O8656 optionID: XYZ 210810C00030500 eventTimestamp: 20180417T153036.534456 manualFlag: false receiverIMID: 987:RFQP senderIMID: 678:FRMB senderType: F routedOrderID: AO227 affiliateFlag: false deptType: ATS side: S price: 10.00 quantity: 1000 orderType: LMT timeInForce: DAY=20180417 tradingSession: REG isoInd: NA custDsplntrFlag: false solicitationFlag: true	The <i>solicitationFlag</i> must be populated as 'true'.
11	The RFQ Platform selects FRMA as the winner and routes a paired order to the	<i>RFQ Platform RFQP reports an <b>Option Order Route event (1/2)</b></i>	Both Option Order Route events must be populated with the same <i>pairedOrderID</i>

#	Step	Reported Event	Comments
	Exchange	<p> type: MOOR  orderKeyDate: 20180417T000000  orderID: O8655  optionID: XYZ 210810C00030500  eventTimestamp:  20180417T153037.234456  manualFlag: false  senderIMID: 987:RFQP  destination: EXCH1  destinationType: E  routedOrderID: AO230  side: B  price: 10.00  quantity: 1000  orderType: LMT  timeInForce: DAY=20180417  tradingSession: REG  affiliateFlag: false  isoInd: NA  handlingInstructions:  pairedOrderID: PAIR123 </p> <p> <i>RFQ Platform RFQP reports an  <b>Option Order Route event (2/2)</b></i> </p> <p> type: MOOR  orderKeyDate: 20180417T000000  orderID: O8656  optionID: XYZ 210810C00030500  eventTimestamp:  20180417T153037.234456  manualFlag: false  senderIMID: 987:RFQP  destination: EXCH1  destinationType: E  routedOrderID: AO231  side: B  price: 10.00  quantity: 1000  orderType: LMT  timeInForce: DAY=20180417  tradingSession: REG  affiliateFlag: false  isoInd: NA  handlingInstructions:  pairedOrderID: PAIR123 </p>	

### 3.7.4 Industry Member Receives a Customer Order and Solicits the Contra Side, then Routes the Orders as a pair to an Exchange for Execution

This scenario illustrates the CAT reporting requirements when an Industry Member electronically receives a simple option from a customer for 10 contracts and manually solicits Industry Member Broker 2 to pair the order. Broker 2 responds verbally to the solicitation and agrees to take the other side of the order. The Solicitor accepts Broker 2's response and Broker 2 verbally originates and routes an order to the Solicitor. The Solicitor accepts Broker 2's response and Broker 2 verbally originates and routes an order to the Solicitor.



Industry Member Broker 1 is required to report:

- The receipt of the customer order (New Option Order event)
- The receipt of the order from Broker 2 (Option Order Accepted event)
- The route of the paired order to the exchange (Option Order Route events with the same *pairedOrderID*)

Industry Member Broker 2 is required to report:

- The origination of a New Order for the selected response (New Order event)
- The route of the order to the Broker 2 (Order Route event)

Industry Members are not required to report RFQs or other forms of solicitation to CAT. Responses to RFQs or other forms of solicitation that are communicated manually (e.g. Phone, Instant Message) are not required to be reported to CAT in Phase 2d. However, this activity is expected to become required



in2026.<sup>5</sup> While Broker 2 is not required to report its response to solicitation from Broker 1 to CAT, Broker 2 must report the origination and route of the order to Broker 1 once selected. The *solicitationFlag* must not be populated as 'true' on events originated after selection of the winning bid.

#	Step	Reported Event	Comments
1	Customer electronically sends an options order to Broker 1	<i>N/A</i>	
2	Broker 1 accepts the customer order	<p><b>Broker 1 reports a <i>New Option Order event</i></b></p> <p>type: MONO  orderKeyDate: 20210528T000000  orderID: O54321  optionID: ABCD 220121C00062500  eventTimestamp: 20210528T101327.5543  deptType: A  side: B  price: 7.50  quantity: 10  orderType: LMT  timeInForce: DAY=20210528  tradingSession: REG  handlingInstructions:  firmDesignatedID: CUS98765  accountHolderType: A  affiliateFlag: false  openCloseIndicator: Open  representativeInd: N</p>	
3	Broker 1 calls Broker 2 to solicit contra side, Broker 2 verbally agrees to trade the contra side	<i>N/A</i>	<p>RFQs or other forms of solicitation are not required to be reported to CAT.</p> <p>Responses to RFQs or other forms of solicitation that are communicated manually (e.g. Phone, Instant Message) are not required to be reported to CAT in Phase 2d. However, this activity is expected to become required in2026.</p>
4	Broker 2 verbally originates and	<b>Broker 2 reports a <i>New Option Order event</i> and an <i>Option Order Route event</i></b>	The <i>solicitationFlag</i> must not be populated as 'true' on events

<sup>5</sup> On March 31, 2023, the Plan Participants filed a request for exemptive relief requesting an extension of the exemptive relief regarding the reporting of certain verbal floor activity and unstructured verbal and electronic upstairs activity through July 31, 2026. On July 28, 2023, the Commission extended the temporary relief granted in the 2020 Order for an additional three years, to July 31, 2026.

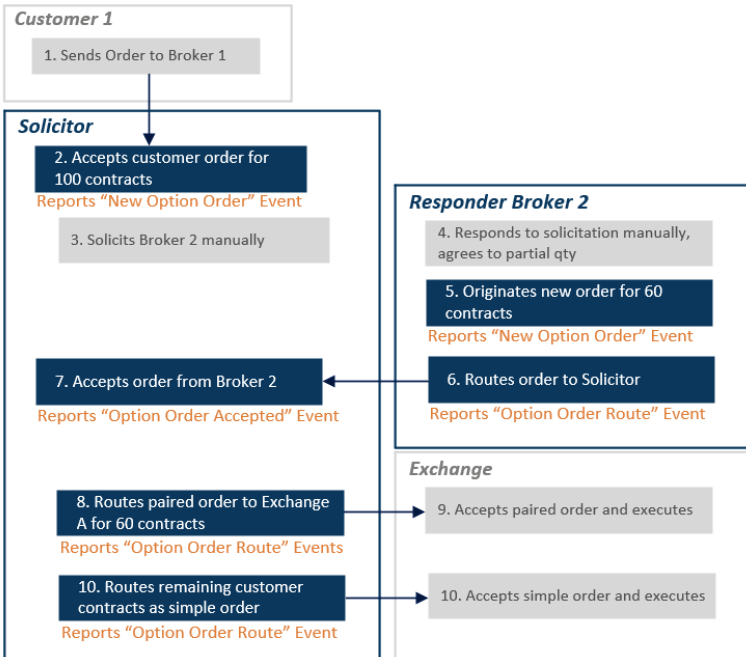
#	Step	Reported Event	Comments
	routes an order to Broker 1	<p>type: MONO  orderKeyDate: 20210528T000000  orderID: B2-123123  optionID: ABCD 220121C00062500  eventTimestamp: 20210528T101506  manualFlag: true  electronicTimestamp:  deptType: T  side: S  price: 7.50  quantity: 10  orderType: LMT  timeInForce: DAY=20210528  tradingSession: REG  handlingInstructions:  firmDesignatedID: FRM740463  accountHolderType: P  affiliateFlag: false  solicitationFlag: false  openCloseIndicator: Open  representativeInd: N</p> <p>type: MOOR  orderKeyDate: 20210528T000000  orderID: B2-123123  optionID: ABCD 220121C00062500  eventTimestamp: 20210528T101506  manualFlag: true  electronicTimestamp:  senderIMID: 456:BRK2  destination: 123:BRKR01  destinationType: F  routedOrderID:  side: S  price: 7.50  quantity: 10  orderType: LMT  timeInForce: DAY=20210528  tradingSession: REG  handlingInstructions:  affiliateFlag: false  openCloseIndicator: Open</p>	<p>originated after selection of the winning bid.</p> <p>The manualFlag must be marked true on both the MONO and MOOR events. The <i>routedOrderID</i> field is not required for manual routes.</p>
5	Broker 1 accepts verbal order from Broker 2	<p><b>Broker 1 reports an <i>Option Order Accepted event</i></b></p> <p>type: MOOA</p>	<p>The <i>manualFlag</i> must be populated as 'true' on the MONO event. The <i>routedOrderID</i> is not required on orders received manually.</p>

#	Step	Reported Event	Comments
		orderKeyDate: 20210528T000000 orderID: O54325 optionID: ABCD 220121C00062500 eventTimestamp: 20210528T101506 manualFlag: true electronicTimestamp: 20210528T101522.5648 receiverIMID: 123:BRKR01 senderIMID: 456:BRK2 senderType: F routedOrderID: affiliateFlag: false deptType: A side: S price: 7.50 quantity: 10 orderType: LMT timeInForce: DAY=20210528 tradingSession: REG affiliateFlag: false solicitationFlag: false openCloseIndicator: Open	
6	Broker 1 executes trade by sending paired orders to BOX Matching Engine	<i>Broker 1 reports an <b>Option Order Route event</b> for each of the paired orders</i>  type: MOOR orderKeyDate: 20210528T000000 orderID: O54321 optionID: ABCD 220121C00062500 eventTimestamp: 20210528T133033.4684 senderIMID: 123:BRKR01 destination: Exch1 destinationType: E routedOrderID: RT4210 session: EFGH4567 side: B price: 7.50 quantity: 10 orderType: LMT timeInForce: DAY=20210528 tradingSession: REG exchOriginCode: C affiliateFlag: false openCloseIndicator: Open pairedOrderID: FBX123	

#	Step	Reported Event	Comments
		type: MOOR orderKeyDate: 20210528T000000 orderID: O54325 optionID: ABCD 220121C00062500 eventTimestamp: 20210528T133033.4684 senderIMID: 123:BRKR01 destination: Exch1 destinationType: E routedOrderID: RT4210 session: EFGH4567 side: S price: 7.50 quantity: 10 orderType: LMT timeInForce: DAY=20210528 tradingSession: REG exchOriginCode: F affiliateFlag: false openCloseIndicator: Open pairedOrderID: FBX123	
7	BOX Options exchange accepts the paired option orders from Broker 1 into the exchange matching engine for crossing.	<i>Exchange reports a Participant <b>Order Accepted event</b> for each order in the pair.</i>	
8	BOX Options exchange matching engine executes the full quantity of the paired option orders	<i>Exchange reports a Participant <b>Simple Option Trade events</b> on each order</i>	

### 3.7.5 Industry Member Receives a Customer Order and is Only Able to Pair a Portion of the Order

This scenario illustrates the CAT reporting requirements when an Industry Member electronically receives a simple option from a customer for 100 contracts and manually solicits Industry Member Broker 2 to pair the order. Broker 2 responds manually to the solicitation and agrees to take the other side for only 60 contracts. The Solicitor accepts Broker 2's response, and Broker 2 then originates and routes an order to the Solicitor. Broker 1 is then left with 40 contracts of the customer order, which is routed to the exchange as a simple option order.



Industry Member Broker 1 (Solicitor) is required to report:

- The receipt of the customer order (New Option Order event)
- The receipt of the order from Broker 2 (Option Order Accepted event)
- The route of the paired order to the exchange (Option Order Route events with the same *pairedOrderID*)
- The route of the un-paired quantity of the single leg order to an exchange (Option Order Route event)

Industry Member Broker 2 (Responder) is required to report:

- The origination of a New Order for the selected response (New Order event)
- The route of the order to the Broker 2 (Order Route event)

Responses to RFQs or other forms of solicitation that are communicated manually (e.g. Phone, Instant Message) are not required to be reported to CAT in Phase 2d. However, this activity may be required in future phases of CAT.

The *solicitationFlag* is not required to be populated as 'true' on events originated after selection of the winning bid. Refer to [CAT FAQ B45](#) for additional information.

#	Step	Reported Event	Comments
1	Customer electronically sends option order to	NA	

#	Step	Reported Event	Comments
	Broker 1		
2	Broker 1 accepts the customer order	<p><i>Broker 1 reports a <b>New Option Order event</b></i></p> <p>type: MONO  orderKeyDate: 20180516T000000  orderID: OA76543  optionID: XYZ 180810C00001925  eventTimestamp:  20180516T133031.1234  deptType: A  side: B  price: 8.5  quantity: 100  orderType: LMT  timeInForce: DAY=20180516  tradingSession: REG  firmDesignatedID: CUS458  accountHolderType: A  affiliateFlag: false  solicitationFlag: false  representativeInd: N</p>	
3	Broker 1 manually solicits Broker 2 to take other side of order.	NA	RFQs and other forms of solicitation are not required to be reported to CAT.
4	Broker 2 manually responds positively to the solicitation, and is selected as the winner by the Solicitor.	NA	Responses to RFQs or other forms of solicitation that are communicated manually (e.g. Phone, Instant Message) are not required to be reported to CAT in Phase 2d. However, this activity may be required in future phases of CAT.
5	Broker 2 originates an order for 60 contracts	<p><i>Broker 2 reports a <b>New Option Order event</b></i></p> <p>type: MONO  orderKeyDate: 20180516T000000  orderID: O12345  optionID: XYZ 180810C00001925  eventTimestamp:  20180516T133033.1234  deptType: A  side: S  price: 8.5  quantity: 60  orderType: LMT  timeInForce: DAY=20180516</p>	The <i>solicitationFlag</i> is not required to be populated as 'true' on events originated after selection of the winning bid.

#	Step	Reported Event	Comments
		tradingSession: REG firmDesignatedID: PROP987 accountHolderType: P affiliateFlag: false solicitationFlag: false representativeInd: N	
6	Broker 2 routes the order to Broker 1 for 60 contracts	<b>Broker 2 reports an Option Order Route event</b>  type: MOOR orderKeyDate: 20180516T000000 orderID: O12345 optionID: XYZ 180810C00001925 eventTimestamp: 20180516T133033.1234 senderIMID: 123:BROKER2 destination: 345:BROKER1 destinationType: F routedOrderID: RT7170 side: S price: 8.5 quantity: 60 orderType: LMT timeInForce: DAY=20180516 tradingSession: REG affiliateFlag: false	
7	Broker 1 receives the order from Broker 2 for 60 contracts	<b>Broker 1 reports an Option Order Accepted event</b>  type: MOOA orderKeyDate: 20180417T000000 orderID: O8654 optionID: XYZ 210810C00030500 eventTimestamp: 20180516T133033.1234 manualFlag: false receiverIMID: 345:BROKER1 senderIMID: 123:BROKER2 senderType: F routedOrderID: RT7170 affiliateFlag: false solicitationFlag: false deptType: A side: S price: 8.5 quantity: 60	

#	Step	Reported Event	Comments
		orderType: LMT timeInForce: DAY=20180417 tradingSession: REG isoInd: NA handlingInstructions: custDsplntrFlag: false	
8	Broker 1 routes a paired order to the exchange	<p><b>Broker 1 reports an Option Order Route event (1/2)</b></p> type: MOOR orderKeyDate: 20180417T000000 orderID: OA76543 optionID: XYZ 210810C00030500 eventTimestamp: 20180516T133033.8234 manualFlag: false senderIMID: 345:BROKER1 destination: EXCH1 destinationType: E routedOrderID: AO230 side: B price: 8.5 quantity: 60 orderType: LMT timeInForce: DAY=20180417 tradingSession: REG exchOriginCode: C affiliateFlag: false isoInd: NA handlingInstructions: pairedOrderID: PAIR123	Both Option Order Route events must contain the same <i>pairedOrderID</i>
		<p><b>Broker 1 reports an Option Order Route event (2/2)</b></p> type: MOOR orderKeyDate: 20180417T000000 orderID: O8654 optionID: XYZ 210810C00030500 eventTimestamp: 20180516T133033.8234 manualFlag: false senderIMID: 345:BROKER1 destination: EXCH1 destinationType: E routedOrderID: AO231 side: S	

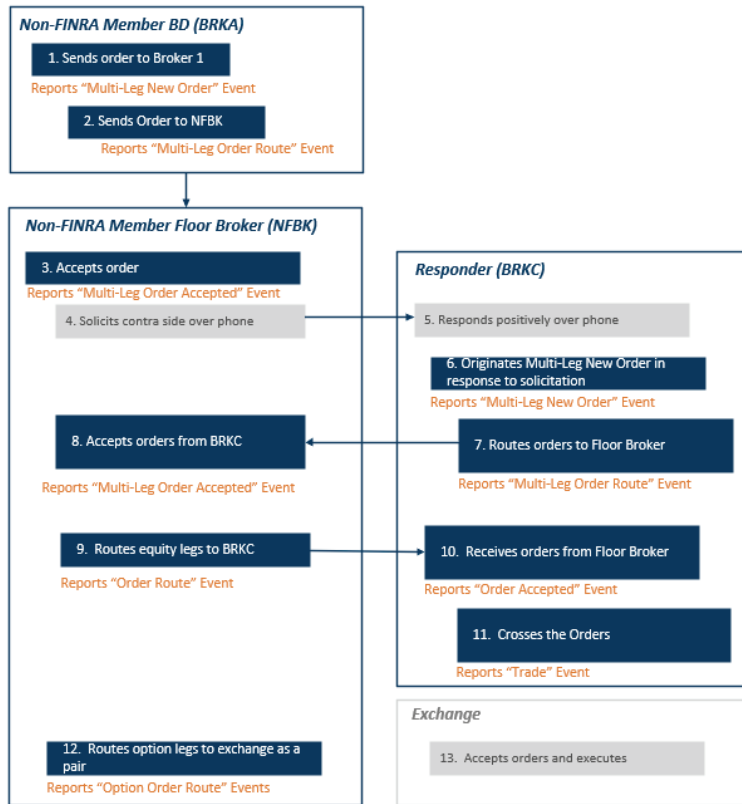


#	Step	Reported Event	Comments
		price: 8.5 quantity: 60 orderType: LMT timeInForce: DAY=20180417 tradingSession: REG exchOriginCode: C affiliateFlag: false isolInd: NA handlingInstructions: pairedOrderID: PAIR123	
9	Exchange 1 accepts the paired option order from Broker 1	<i>Exchange 1 reports two Participant <b>Simple Option Order Accepted</b> events</i>	
10	Broker 1 routes a simple option order to the exchange	<i>Broker 1 reports an <b>Option Order Route</b> event</i>  type: MOOR orderKeyDate: 20180516T000000 orderID: OA76543 optionID: XYZ 180810C00001925 eventTimestamp: 20180516T133035.8234 senderIMID: 123:BROKER1 destination: EXCH2 destinationType: E routedOrderID: RT7171 session: s9 side: B price: 8.5 quantity: 40 orderType: LMT timeInForce: DAY=20180516 tradingSession: REG exchOriginCode: C affiliateFlag: false openCloseIndicator: Open	
11	Exchange 2 accepts the order from Broker 1	<i>Exchange 2 reports a Participant <b>Simple Option Order Accepted</b> event</i>	

### 3.7.6 Floor Broker Solicits the Contra Side of a Multi-Leg Order and Routes the Equity Leg Orders to the Responder for Execution

This scenario illustrates the CAT reporting requirements when a non-FINRA Member Floor Broker receives a multi-leg order from non-FINRA Member Broker 1, and solicits FINRA Member Broker 3 over

the phone to take the other side. Broker 3 responds positively to the solicitation over the phone and routes an order to the floor broker. Since Broker 3 is the only FINRA Member firm involved in the transaction, the floor broker prices the equity legs and routes the equity legs to Broker 3 for crossing. The option legs are routed to an options exchange for execution.



Non-FINRA Member Broker 1 is required to report:

- The origination of the multi-leg order (Multi-Leg New Order event)
- The route of the multi-leg order to the floor broker (Multi-Leg Order Route event)

The non-FINRA Member Floor Broker is required to report:

- The receipt of the multi-leg order (Sell) from Broker 1 (Multi-Leg Order Accepted event)
- The receipt of the multi-leg order (Buy) from Broker 3 (Multi-Leg Order Accepted event)
- The route of the equity legs to Broker 3 for execution (Order Route events with *handlingInstructions* 'OPT')
- The route of the option legs to an exchange for execution (Option Order Route events)

FINRA Member Broker 3 is required to report

- For the order originated as a result of solicitation:

- The origination of the multi-leg order a result of solicitation (Multi-Leg New Order event)
- The route of the multi-leg order to the floor broker (Multi-Leg Order Route event)
- For the equity legs received from the floor broker:
  - The receipt of both equity legs from the floor broker (Order Accepted events with *handlingInstructions* 'OPT')
  - The execution of the equity legs (Trade event)

Both parties are required to report the route/receipt of the multi-leg order from Broker 3 to the floor broker, and the route/receipt of the equity legs from the floor broker to Broker 3 for execution.

Industry Members are not required to report RFQs or other forms of solicitation to CAT. Responses to RFQs or other forms of solicitation that are communicated manually (e.g. Phone, Instant Message) are not required to be reported to CAT in Phase 2d. However, this activity is expected to become required in 2026.<sup>6</sup> The *solicitationFlag* is not required to be populated as 'true' on events originated after selection of the winning bid.

#	Step	Reported Event	Comments
1	Non-FINRA Member Broker 1 originates a multi-leg order	<p><b>Broker 1 reports a <i>Multi-Leg New Order event</i></b></p> <p>type: MLNO            orderKeyDate: 20180417T000000            orderID: CO12345            underlying: XYZ            eventTimestamp: 20180417T153035.123456            manualFlag: false            deptType: T            price: 10.00            quantity: 1            orderType: LMT            timeInForce: DAY=20180417            tradingSession: REG            handlingInstructions:            firmDesignatedID: FRM345            accountHolderType: P            affiliateFlag: false            representativeInd: N            solicitationFlag: false            RFQID:            numberOfLegs: 2</p>	

<sup>6</sup> On March 31, 2023, the Plan Participants filed a request for exemptive relief requesting an extension of the exemptive relief regarding the reporting of certain verbal floor activity and unstructured verbal and electronic upstairs activity through July 31, 2026. On July 28, 2023, the Commission extended the temporary relief granted in the 2020 Order for an additional three years, to July 31, 2026.

#	Step	Reported Event	Comments
		priceType: PU legDetails: legRefID: 1 symbol: XYZ side: B legRatioQuantity: 100  legRefID: 2 optionID: XYZ 180810C00001925 side: S legRatioQuantity: 1	
2	Broker 1 (BRKA) routes the multi-leg order to the non- FINRA Member Floor Broker (NFBK)	<i>Broker 1 reports a <b>Multi-Leg Order Route event</b></i>  type: MLOR orderKeyDate: 20180417T000000 orderID: CO12345 underlying: XYZ eventTimestamp: 20180417T153035.323456 manualFlag: false senderIMID: 123:BRKA destination: 456:NFBK destinationType: F routedOrderID: 55555 price: 10.00 quantity: 1 orderType: LMT timeInForce: DAY=20180417 tradingSession: REG handlingInstructions: affiliateFlag: false numberOfLegs: 2 priceType: PU legDetails: legRefID: 1 symbol: XYZ side: B legRatioQuantity: 100  legRefID: 2 optionID: XYZ 180810C00001925 side: S legRatioQuantity: 1	

#	Step	Reported Event	Comments
3	Non-FINRA Member Floor Broker (NFBK) accepts the multi-leg order from Broker 1 (BRKA)	<p><i>Non-FINRA Member Floor Broker reports a <b>Multi-Leg Order Accepted event</b></i></p> <p>type: MLOA  orderKeyDate: 20180417T000000  orderID: RTB910  underlying: XYZ  eventTimestamp: 20180417T153035.323456  manualFlag: false  receiverIMID: 456:NFBK  senderIMID: 123:BRKA  senderType: F  routedOrderID: 55555  deptType: T  price: 10.00  quantity: 1  orderType: LMT  timeInForce: DAY=20180417  tradingSession: REG  handlingInstructions:  affiliateFlag: false  numberOfLegs: 2  priceType: PU  legDetails:  legRefID: 1  symbol: XYZ  side: B  legRatioQuantity: 100    legRefID: 2  optionID:  XYZ 180810C00001925  side: S  legRatioQuantity: 1</p>	
4	Floor Broker solicits FINRA Member Broker 3 over the phone to take the other side	N/A	Industry Members are not required to report RFQs or other forms of solicitation to CAT.
5	Broker 3 responds positively to solicitation	N/A	Responses to RFQs or other forms of solicitation that are communicated manually not required to be reported to CAT in Phase 2d.
6	Broker 3 originates a multi-leg order as a result of solicitation and reports the equity	<i>Broker 3 reports a <b>Multi-Leg New Order event</b></i>	The <i>solicitationFlag</i> is not required to be populated as 'true' on events originated after selection of the

#	Step	Reported Event	Comments
	leg	type: MLNO orderKeyDate: 20180417T000000 orderID: CO34567 underlying: XYZ eventTimestamp: 20180417T153037.423456 manualFlag: false deptType: T price: 10.00 quantity: 1 orderType: LMT timeInForce: DAY=20180417 tradingSession: REG handlingInstructions: firmDesignatedID: FRM678 accountHolderType: P affiliateFlag: false representativeInd: N solicitationFlag: false RFQID: numberOfLegs: 2 priceType: PU legDetails: legRefID: 1 symbol: XYZ side: SL legRatioQuantity: 100  legRefID: 2 optionID: XYZ 180810C00001925 side: B legRatioQuantity: 1	winning bid.
7	Broker 3 (BRKC) routes the multi-leg order to the non-FINRA Member Floor Broker (NFBK)	<i>Broker 3 reports a <b>Multi-Leg Order Route event</b></i>  type: MLOR orderKeyDate: 20180417T000000 orderID: CO34567 underlying: XYZ eventTimestamp: 20180417T153037.423456 manualFlag: false senderIMID: 987:BRKC destination: 456:NFBK destinationType: F routedOrderID: 77777	

#	Step	Reported Event	Comments
		price: 10.00 quantity: 1 orderType: LMT timeInForce: DAY=20180417 tradingSession: REG handlingInstructions: affiliateFlag: false numberOfLegs: 2 priceType: PU legDetails: legRefID: 1 symbol: XYZ side: SL legRatioQuantity: 100  legRefID: 2 optionID: XYZ 180810C00001925 side: B legRatioQuantity: 1	
8	Non-FINRA Member Floor Broker (NFBK) accepts the multi-leg order from Broker 3 (BRKC)	<i>Non-FINRA Member Floor Broker reports a <b>Multi-Leg Order Accepted event</b></i>  type: MLOA orderKeyDate: 20180417T000000 orderID: RTB920 underlying: XYZ eventTimestamp: 20180417T153037.423456 manualFlag: false receiverIMID: 456:NFBK senderIMID: 987:BRKA senderType: F routedOrderID: 77777 deptType: T price: 10.00 quantity: 1 orderType: LMT timeInForce: DAY=20180417 tradingSession: REG handlingInstructions: affiliateFlag: false solicitationFlag: false numberOfLegs: 2 priceType: PU legDetails:	The <i>solicitationFlag</i> is not required to be populated as 'true' on events originated after selection of the winning bid.

#	Step	Reported Event	Comments
		legRefID: 1 symbol: XYZ side: SL legRatioQuantity: 100  legRefID: 2 optionID: XYZ 180810C00001925 side: B legRatioQuantity: 1	
9	Floor Broker (NFBK) prices the individual legs and routes the equity legs to Broker 3 (BRKC) for crossing	<p><i>Non-FINRA Member Floor Broker reports an <b>Order Route event (1/2)</b></i></p> type: MEOR orderKeyDate: 20180417T000000 orderID: RTB910 symbol: XYZ eventTimestamp: 20180417T153041.553456 manualFlag: false senderIMID: 456:NFBK destination: 987:BRKC destinationType: F routedOrderID: EQO123 side: B price: 10.00 quantity: 100 orderType: LMT timeInForce: DAY=20180417 tradingSession: REG affiliateFlag: false isoInd: NA multiLegInd: true handlingInstructions: OPT  <p><i>Non-FINRA Member Floor Broker reports an <b>Order Route event (2/2)</b></i></p> type: MEOR orderKeyDate: 20180417T000000 orderID: RTB920 symbol: XYZ eventTimestamp: 20180417T153041.553456 manualFlag: false senderIMID: 456:NFBK destination: 987:BRKC	<p>The <i>multiLegInd</i> must be populated as 'true' to indicate that the immediately preceding event in the order life cycle is a multi-leg order event.</p> <p>Floor Broker must report the <i>handlingInstructions</i> value of 'OPT' to indicate that the order is an options-related transaction.</p>



#	Step	Reported Event	Comments
		destinationType: F routedOrderID: EQO456 side: SL price: 10.00 quantity: 100 orderType: LMT timeInForce: DAY=20180417 tradingSession: REG affiliateFlag: false isoInd: NA multiLegInd: true handlingInstructions: OPT	
10	Broker 3 (BRKC) receives both orders from Floor Broker (NFBK)	<p><i>Broker 3 reports an <b>Order Accepted event (1/2)</b></i></p> type: MEOA orderKeyDate: 20180417T000000 orderID: CMPR123 symbol: XYZ eventTimestamp: 20180417T153041.553456 manualFlag: false receiverIMID: 987:BRKC senderIMID: 456:NFBK senderType: F routedOrderID: EQO123 affiliateFlag: false deptType: T side: B price: 10.00 quantity: 100 orderType: LMT timeInForce: DAY=20180417 tradingSession: REG isoInd: NA handlingInstructions: OPT custDspIntrFlag: false	Broker 3 must report the <i>handlingInstructions</i> value of 'OPT' that was received from Floor Broker.
		<p><i>Broker 3 reports an <b>Order Accepted event (2/2)</b></i></p> type: MEOA orderKeyDate: 20180417T000000 orderID: CMPR987 symbol: XYZ eventTimestamp: 20180417T153041.553456	

#	Step	Reported Event	Comments
		manualFlag: false receiverIMID: 987:BRKC senderIMID: 456:NFBK senderType: F routedOrderID: EQO456 affiliateFlag: false deptType: T side: SL price: 10.00 quantity: 100 orderType: LMT timeInForce: DAY=20180417 tradingSession: REG isoInd: NA handlingInstructions: OPT custDspIntrFlag: false	
11	Broker 3 crosses the Buy and Sell orders	<i>Broker 3 reports a <b>Trade event</b></i>  type: MEOT tradeKeyDate: 20180417T000000 tradeID: TXYZ123 symbol: XYZ eventTimestamp: 20180417T153045.553456 manualFlag: false cancelFlag: false cancelTimestamp: quantity: 100 price: 10.00 capacity: A tapeTradeID: TRF123 marketCenterID: DN sideDetailsInd: NA buyDetails: orderKeyDate: 20180417T000000 orderID: CMPR123 side: B sellDetails: orderKeyDate: 20180417T000000 orderID: CMPR987 side: SL	
12	Floor Broker (NFBK) prices the individual legs and routes the options legs to an exchange as a pair	<i>Non-FINRA Member Floor Broker reports an <b>Option Order Route event (1/2)</b></i>  type: MOOR	Floor Broker is required to populate the same <i>pairedOrderID</i> on each Order Route event.  The <i>multiLegInd</i> must be populated as 'true' to indicate that the

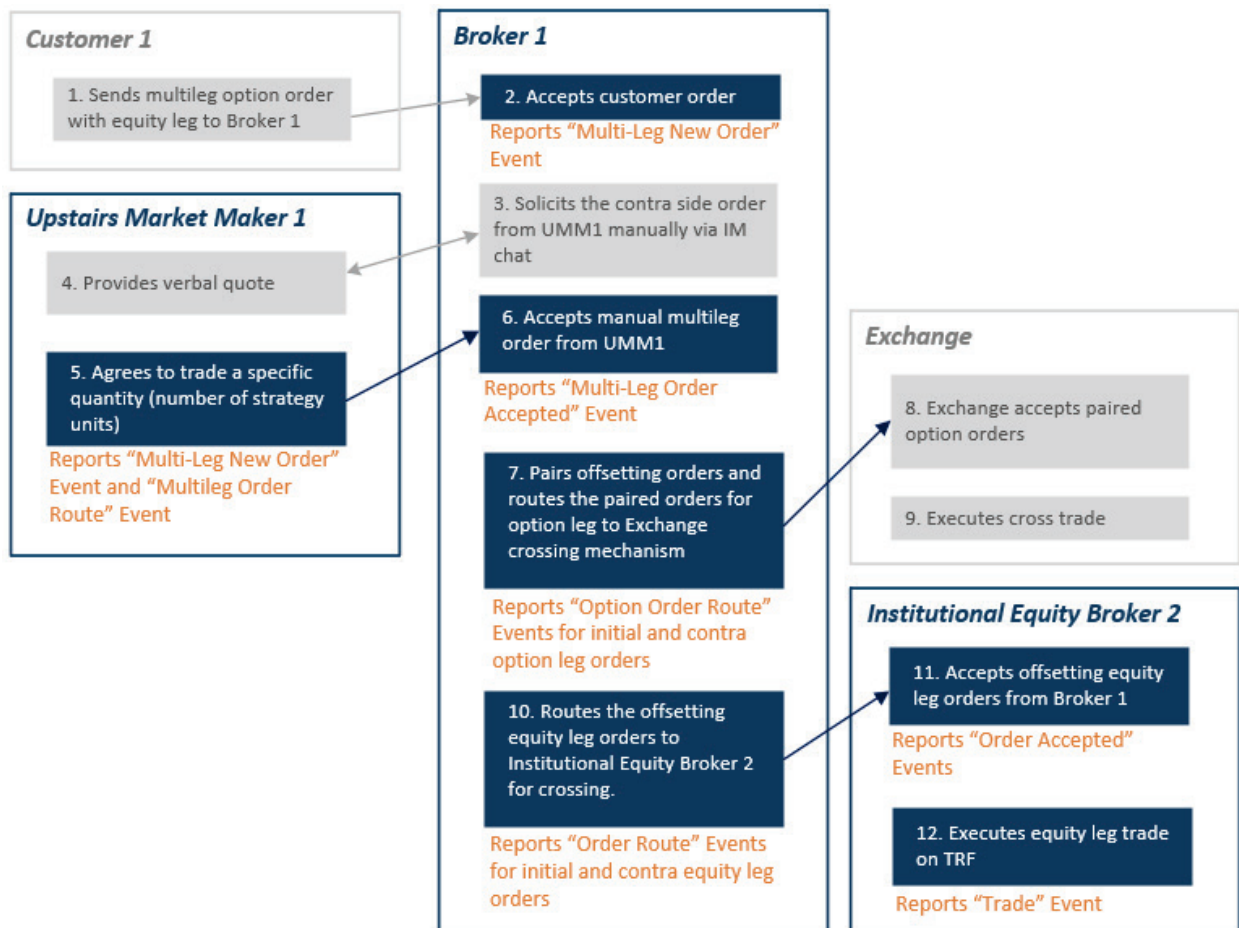
#	Step	Reported Event	Comments
		<p>orderKeyDate: 20180417T000000  orderID: RTB910  optionID: XYZ 180810C00001925  eventTimestamp:  20180417T153041.553456  manualFlag: false  senderIMID: 456:NFBK  destination: EXCH1  destinationType: E  routedOrderID: PAIR123  session: sess-01  side: S  price: 10.00  quantity: 1  orderType: LMT  timeInForce: DAY=20180417  tradingSession: REG  affiliateFlag: false  isoInd: NA  handlingInstructions:  multiLegInd: true  pairedOrderID: 55555</p> <p><i>Non-FINRA Member Floor Broker reports an <b>Order Route event (2/2)</b></i></p> <p>type: MOOR  orderKeyDate: 20180417T000000  orderID: RTB920  optionID: XYZ 180810C00001925  eventTimestamp:  20180417T153041.553456  manualFlag: false  senderIMID: 456:NFBK  destination: EXCH1  destinationType: E  routedOrderID: PAIR456  side: B  price: 10.00  quantity: 1  orderType: LMT  timeInForce: DAY=20180417  tradingSession: REG  affiliateFlag: false  isoInd: NA  handlingInstructions:  multiLegInd: true  pairedOrderID: 55555</p>	<p>immediately preceding event in the order life cycle is a multi-leg order event.</p>

#	Step	Reported Event	Comments

### 3.7.7 Broker Solicits Upstairs Market Maker for Contra Side

This scenario illustrates the CAT reporting requirements when Industry Member Broker 1 receives a customer order for a multi-leg option order and solicits the contra side order from an Upstairs Market Maker.

In this scenario, Broker 1 receives a multi-leg option order with an equity leg from Customer 1. Broker 1 then manually solicits the contra side of Customer 1’s order from Upstairs Market Maker 1 by Instant Message. Upstairs Market Maker 1 provides a verbal quote and agrees to provide a contra side order at a specified price. Broker 1 accepts Upstairs Market Maker 1’s order, and electronically routes a paired order for the option legs to Exchange 1’s crossing mechanism. Broker 1 also sends the two offsetting orders for the equity leg to an Intuitional Equity Broker to be crossed. Institutional Equity Broker 2 executes a cross trade for the two equity orders on the TRF.



Industry Member Broker 1 is required to report:

- The receipt of the multi-leg option order from the Customer (Multi-Leg New Order event)
- The acceptance of the multi-leg option order from the upstairs market maker (Multi-Leg Order Accepted event)
- The route of the paired option orders for the option legs to Exchange (Option Order Route events)
- The route of the offsetting equity legs to Institutional Equity Broker 2 (Order Route events)

Industry Member Upstairs Market Maker 1 is required to report:

- The origination of the contra side multi-leg order (Multi-Leg New Order event)
- The manual route of the multi-leg order to Broker 1 (Multi-Leg Order Route event)

Industry Member Institutional Equity Broker 2 is required to report:

- The acceptance of the equity leg orders from Broker 1 (Order Accepted event)
- The execution of the equity leg trade (Trade event)

Exchange is required to report as outlined in the CAT Reporting Technical Specifications for Plan Participants.

#	Step	Reported Event	Comments
1	Customer 1 sends multi-leg order to Broker 1	N/A	
2	Broker 1 receives multi-leg order from Customer 1	<p><i>Broker 1 reports a <b>Multi-Leg New Order event</b></i></p> <p>type: MLNO  orderKeyDate: 20211015T000000  orderID: CO12345  underlying: DEFG  eventTimestamp: 20211015T084739.234567  manualFlag: false  deptType: T  price: 27.35  quantity: 100  orderType: LMT  timeInForce: DAY=20211015  tradingSession: REG  firmDesignatedID: CUS123  accountHolderType: A  numberOfLegs: 2  priceType: PU  legDetails:  legRefID: 0  optionID: DEFG 220118C00025000  openCloseIndicator: Close</p>	

#	Step	Reported Event	Comments
		side: S legRatioQuantity: 1  legRefID: 1 symbol: DEFG side: B legRatioQuantity: 55	
3	Broker 1 solicits the contra side of Customer 1's order from Upstairs Market Maker 1 via IM chat	N/A	Indications of Interest and Request for Quote activity is not currently CAT reportable per <a href="#">SEC order</a> .
4	Upstairs Market Maker 1 provides a verbal quote	N/A	Indications of Interest and Request for Quote activity is not currently CAT reportable per <a href="#">SEC order</a>
5	Upstairs Market Maker 1 agrees to trade at specific net price	Upstairs Market Maker 1 reports a <b>Multi-Leg New Order event</b> for the contra side order <b>(1/2)</b>  type: MLNO orderKeyDate: 20211015T000000 orderID: MM1111 underlying: DEFG eventTimestamp: 20211015T084912 manualFlag: true deptType: T price: -27.35 quantity: 100 orderType: LMT timeInForce: DAY=20211015 tradingSession: REG firmDesignatedID: PROP345 accountHolderType: O numberOfLegs: 2 priceType: PU legDetails: legRefID: mm01 optionID: DEFG 220118C00025000 openCloseIndicator: Open side: B legRatioQuantity: 1  legRefID: mm02 symbol: DEFG side: SL legRatioQuantity: 55	Once Broker 1 and Upstairs Market Maker 1 have agreed to a price and Broker 1 can proceed to trade, this constitutes a manual order.  Upstairs Market Maker 1 must report the manual entry and route of the multi-leg order.

#	Step	Reported Event	Comments
		<p><i>Upstairs Market Maker 1 reports a <b>Multi-Leg Order Route event (2/2)</b></i></p> <p>type: MLOR  orderKeyDate: 20211015T000000  orderID: MM1111  underlying: DEFG  eventTimestamp: 20211015T084912  manualFlag: true  senderIMID: 789:UMM1  destination: 123:BRK1  destinationType: F  routedOrderID: RMBM12345  price: -27.35  quantity: 100  orderType: LMT  timeInForce: DAY=20211015  tradingSession: REG  handlingInstructions:  affiliateFlag: false  numberOfLegs: 2  priceType: PU  legDetails:  legRefID: mm01  optionID:  DEFG 220118C00025000  openCloseIndicator: Open  side: B  legRatioQuantity: 1  legRefID: mm02  symbol: DEFG  side: SL  legRatioQuantity: 55</p>	
6	Broker 1 accepts multi-leg order from Upstairs Market Maker 1	<p><i>Broker 1 reports a <b>Multi-Leg Order Accepted event</b></i></p> <p>type: MLOA  orderKeyDate: 20211015T000000  orderID: CO12356  underlying: DEFG  eventTimestamp: 20211015T084739  manualFlag: true  electronicTimestamp:  20211015T084739.34567  receiverIMID: 123:BRK1  senderIMID: 789:UMM1  senderType: F  routedOrderID: RMBM12345</p>	

#	Step	Reported Event	Comments
		deptType: T price: -27.53 quantity: 100 orderType: LMT timeInForce: DAY=20211015 tradingSession: REG numberOfLegs: 2 priceType: PU legDetails: legRefID: 0 optionID: DEFG 220118C00025000 openCloseIndicator: Open side: B legRatioQuantity: 1  legRefID: 1 symbol: DEFG side: SL legRatioQuantity: 55	
7	Broker 1 routes the paired option orders to Exchange crossing mechanism	<i>Broker 1 reports an <b>Option Order Route event (1/2)</b></i>  type: MOOR orderKeyDate: 20211015T000000 orderID: CO12345 optionID: DEFG 220118C00025000 eventTimestamp: 20211015T085029.516234 manualFlag: false senderIMID: 123:BRK1 destination: EXCH1 destinationType: E routedOrderID: P789 session: BD1-888 side: S price: 1.25 quantity: 100 orderType: LMT timeInForce: DAY=20211015 tradingSession: REG exchOriginCode: C affiliateFlag: false multiLegInd: true openCloseIndicator: Close pairedOrderID: PAIR-445  <i>Broker 1 reports an <b>Option Order Route event (2/2)</b></i>	



#	Step	Reported Event	Comments
		type: MOOR orderKeyDate: 20211015T000000 orderID: CO12356 optionID: DEFG 220118C00025000 eventTimestamp: 20211015T085029.516234 manualFlag: false senderIMID: 123:BRK1 destination: EXCH1 destinationType: E routedOrderID: P789 session: BD1-888 side: B price: 1.25 quantity: 100 orderType: LMT timeInForce: DAY=20211015 tradingSession: REG exchOriginCode: M affiliateFlag: false multiLegInd: true openCloseIndicator: Open pairedOrderID: PAIR-445	
8	Exchange accepts paired option orders	<i>Exchange 1 reports a Participant <b>Option Order Accepted</b> events</i>	
9	Exchange executes cross trade	<i>Exchange 1 reports a Participant <b>Option Trade</b> events</i>	
10	Broker 1 routes the offsetting equity leg orders to Institutional Equity Broker 2 for crossing	<i>Broker 1 reports an <b>Order Route</b> event (1/2)</i>  type: MEOR orderKeyDate: 20211015T000000 orderID: CO12345 symbol: DEFG eventTimestamp: 20211015T085130.162342 manualFlag: false senderIMID: 123:BRK1 destination: 345:EBK2 destinationType: F routedOrderID: B-Rt6789 side: B price: 52.05 quantity: 5500 orderType: LMT timeInForce: DAY=20211015 tradingSession: REG affiliateFlag: false	Broker 1 is required to report a <i>handlingInstructions</i> value of 'OPT' to indicate that the order is an options-related transaction.

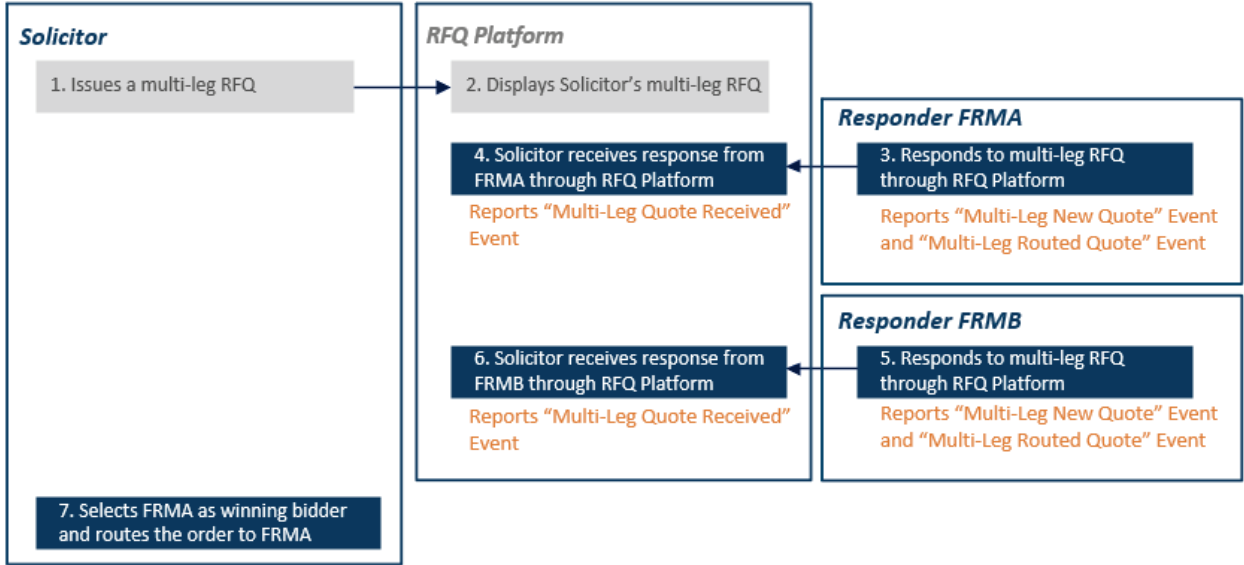
#	Step	Reported Event	Comments
		<p>isolnd: NA  multiLegInd: true  handlingInstructions: OPT</p> <p><i>Broker 1 reports an <b>Order Route event (2/2)</b></i></p> <p>type: MEOR  orderKeyDate: 20211015T000000  orderID: CO12356  symbol: DEFG  eventTimestamp: 20211015T085130.162849  manualFlag: false  senderIMID: 123:BRK1  destination: 345:EBK2  destinationType: F  routedOrderID: B-Rt6790  side: SL  price: 52.05  quantity: 5500  orderType: LMT  timeInForce: DAY=20211015  tradingSession: REG  affiliateFlag: false  isolnd: NA  multiLegInd: true  handlingInstructions: OPT</p>	
11	Institutional Equity Broker 2 accepts the two offsetting orders from Broker 1	<p><i>Institutional Equity Broker 2 reports an <b>Order Accepted event (1/2)</b></i></p> <p>type: MEOA  orderKeyDate: 20211015T000000  orderID: SA98765  symbol: DEFG  eventTimestamp: 20211015T085130.222156  manualFlag: false  receiverIMID: 345:EBK2  senderIMID: 123:BRK1  senderType: F  routedOrderID: B-Rt6789  affiliateFlag: false  deptType: T  side: B  price: 52.05  quantity: 100  orderType: LMT  timeInForce: DAY=20211015  tradingSession: REG  isolnd: NA</p>	Broker 2 must report the <i>handlingInstructions</i> value of 'OPT' that was received from Broker 1.

#	Step	Reported Event	Comments
		<p>handlingInstructions: OPT custDsplntrFlag: false</p> <p><i>Institutional Equity Broker 2 reports an <b>Order Accepted event (2/2)</b></i></p> <p>type: MEOA orderKeyDate: 20211015T000000 orderID: MT6543 symbol: DEFG eventTimestamp: 20211015T085130.295241 manualFlag: false receiverIMID: 345:EBK2 senderIMID: 123:BRK1 senderType: F routedOrderID: B-Rt6790 affiliateFlag: false deptType: T side: SL price: 52.05 quantity: 5500 orderType: LMT timeInForce: DAY=20211015 tradingSession: REG isoInd: NA handlingInstructions: OPT</p>	
12	Institutional Equity Broker 2 executes the cross trade on the TRF	<p><i>Institutional Equity Broker 2 reports a <b>Trade event</b></i></p> <p>type: MEOT tradeKeyDate: 20211015T000000 tradeID: CPMD202311 symbol: DEFG eventTimestamp: 20211015T085135.653427 manualFlag: false cancelFlag: false cancelTimestamp: quantity: 5500 price: 52.05 capacity: A tapeTradeID: TRF123 marketCenterID: DN sideDetailsInd: NA buyDetails:     orderKeyDate: 20211015T000000     orderID: SA98765     side: B</p>	

#	Step	Reported Event	Comments
		sellDetails: orderKeyDate: 20211015T000000 orderID: MT6543 side: SL	

**3.7.8 An Electronic Response for a Multi-Leg RFQ is Sent Through a 3<sup>rd</sup> Party Vendor RFQ Platform**

This scenario illustrates the CAT reporting requirements when an Industry Member receives a multi-leg RFQ from a Solicitor and Industry Members (Responders) send the multi-leg electronic RFQ responses in standard electronic format that are not immediately actionable (e.g., FIX) to the RFQ platform. The Solicitor sends out the RFQ for the multi-leg and multiple Industry Members (Responders) respond in standard electronic format (e.g., FIX) to the RFQ through the RFQ platform. The Solicitor selects the winning response and routes the order to the winning responder for execution.



Each Responder is required to report the following:

- The origination of the RFQ Response (Multi-Leg New Quote event)
- The route of the RFQ Response to The Solicitor (Multi-Leg Routed Quote event)

The Solicitor is required to report the following:

- The receipt of each RFQ response (Multi-Leg Quote Received event)

This reporting scenario is also applicable to Industry Members that are CAT Reporters but meet the exceptions outlined in Section 3.4.1 of the [CAT Reporting Technical Specifications for Industry Members](#).

#	Step	Reported Event	Comments
1	The Solicitor issues an RFQ through an RFQ platform	N/A	Industry Members are not required to report RFQs or other forms of solicitation to CAT.
2	RFQ Platform displays the Solicitor's RFQ	N/A	
3	Responder FRMA originates and routes an RFQ Response to the Solicitor	<p><b>Responder FRMA reports a <i>NMulti-Leg New Quote event</i> and a <i>Multi-Leg Routed Quote event</i></b></p> <p>type: MLNQ  quoteKeyDate: 20240222T000000  quoteID: SAB22211  eventTimestamp: 20240222T153035.234456  onlyOneQuoteFlag: true  bidPrice: 10.31  bidQty: 1000  askPrice:  askQty:  firmDesignatedID: PM121687  accountHolderType: O  numberOfLegs: 2  RFQID: MLRFQ2402221  RFQFlag: true  quotePriceType: PU  validUntilDuration:  legDetails:      legRefID: ML01      optionID:      DEFG 250518C00025000      openCloseIndicator: Open      side: B      legRatioQuantity: 1       legRefID: ML02      symbol: DEFG      side: SL      legRatioQuantity: 55</p> <p><b>Routed Quote event</b>  type: MLRQ  quoteKeyDate: 20240222T000000  quoteID: SAB22211</p>	In its Multi-Leg New Quote event, FRMA must populate the <i>RFQFlag</i> as 'true' and the <i>RFQID</i> .

#	Step	Reported Event	Comments
		eventTimestamp: 20240222T153035.235362 senderIMID: 222:SAB destination: 333:SCD routedQuoteID: MLRQID2402221 bidPrice: 10.31 bidQty: 1000 askPrice: askQty: destinationType: F numberOfLegs: 2 RFQID: MLRFQ2402221 quotePriceType: PU validUntilDuration: legDetails: legRefID: ML01 optionID: DEFG 240518C00025000 openCloseIndicator: Open side: B legRatioQuantity: 1  legRefID: ML02 symbol: DEFG side: SL legRatioQuantity: 55	
4	The Solicitor receives the RFQ Response from FRMA	<i>Solicitor FRMS reports a <b>Multi-Leg Quote Received event</b></i>  type: MLQR quoteKeyDate: 20240222T000000 quoteID: MLQR41206 receivedQuoteID: MLRQID2402221 eventTimestamp: 20240222T153035.236451 receiverIMID: 333:SCD senderIMID: 222:SAB onlyOneQuoteFlag: true bidPrice: 10.31 bidQty: 1000 askPrice: askQty: numberOfLegs: 2 RFQID: MLRFQ2402221 RFQFlag: true quotePriceType: PU senderType: F validUntilDuration: legDetails: legRefID: ML01 optionID:	In its Multi-Leg Quote Received event, Solicitor must populate the <i>RFQFlag</i> as 'true'.

#	Step	Reported Event	Comments
		DEFG 240518C00025000 openCloseIndicator: Open side: B legRatioQuantity: 1  legRefID: ML02 symbol: DEFG side: SL legRatioQuantity: 55	
5	Responder FRMB originates and routes an RFQ Response to the Solicitor	<p><i>Responder FRMB reports a <b>Multi-Leg New Quote event</b> and a <b>Multi-Leg Routed Quote event</b></i></p> <p>type: MLNQ            quoteKeyDate: 20240222T000000            quoteID: ABC12345            eventTimestamp: 20240222T153035.245511            onlyOneQuoteFlag: true            bidPrice: 10.32            bidQty: 1000            askPrice:            askQty:            firmDesignatedID: BB41606            accountHolderType: O            numberOfLegs: 2            RFQID: MLRFQ20240222            RFQFlag: true            quotePriceType: PU            validUntilDuration:            legDetails:</p> <p>legRefID: ML03            optionID:            DEFG 240518C00025000            openCloseIndicator: Open            side: B            legRatioQuantity: 1</p> <p>legRefID: ML04            symbol: DEFG            side: SL            legRatioQuantity: 55</p> <p><b>Multi-Leg Routed Quote event</b>            type: MLRQ            quoteKeyDate: 20240222T000000            quoteID: ABC12345            eventTimestamp: 20240222T153035.246344            senderIMID: 678:MMA            destination: 333:SCD            routedQuoteID: MLRFQID240222</p>	In its Multi-Leg New Quote event, FRMB must populate the <i>RFQFlag</i> as 'true' and the <i>RFQID</i> .

#	Step	Reported Event	Comments
		bidPrice: 10.32 bidQty: 1000 askPrice: askQty: accountHolderType: O numberOfLegs: 2 RFQID: MLRFQ202402222 RFQFlag: true quotePriceType: PU validUntilDuration: legDetails: legRefID: ML03 optionID: DEFG 240518C00025000 openCloseIndicator: Open side: B legRatioQuantity: 1  legRefID: ML04 symbol: DEFG side: SL legRatioQuantity: 55	
6	The Solicitor receives the RFQ Response from FRMB	<i>Solicitor FRMS reports an <b>Multi-Leg Quote Received</b> event</i>  type: MLQR quoteKeyDate: 20240222T000000 quoteID: DEF45678 receivedQuoteID: MLRQID2402222 eventTimestamp: 20240222T153035.246325 receiverIMID: 333:SCD senderIMID: 678:MMA onlyOneQuoteFlag: true bidPrice: 10.32 bidQty: 1000 askPrice: askQty: accountHolderType: O numberOfLegs: 2 RFQID: MLRFQ202402222 RFQFlag: true quotePriceType: PU validUntilDuration: legDetails: legRefID: ML03 optionID: DEFG 240518C00025000 openCloseIndicator: Open side: B legRatioQuantity: 1	In its Quote Received event, Solicitor must populate the <i>RFQFlag</i> as 'true'.

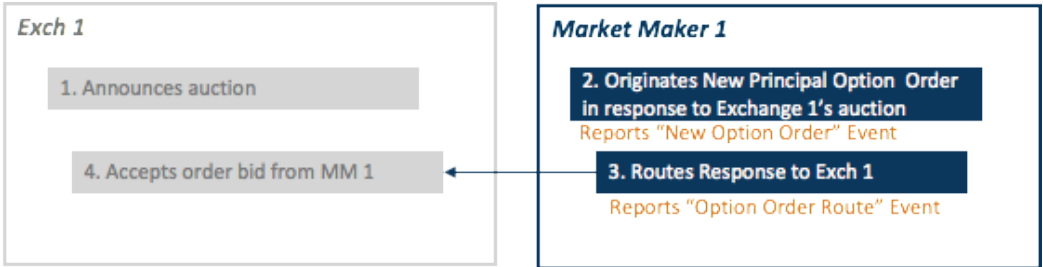


#	Step	Reported Event	Comments
		legRefID: ML04 symbol: DEFG side: SL legRatioQuantity: 55	
7	Solicitor selects FRMA as the winning Responder and Routes the order to FRMA		Once an order is generated as a result of the winning response, the order is required to be reported by the party sending the order and the party receiving the order. This includes scenarios where the Solicitor is required to send an order to the Responder after selection of the winning bid, or where the Responder is required to send an order to the Solicitor after selection of the winning bid.

### 3.8 Additional Options Reporting Scenarios

#### 3.8.1 Response to an Exchange Auction

This scenario illustrates the CAT reporting requirements when an Industry Member originates a proprietary option order in response to an Exchange Auction of a simple option or paired order of simple options. Refer to [CAT FAQ K3](#) for additional information.



Industry Member Market Maker 1 is required to report:

- The origination of the proprietary order (New Option Order event)
- The response to the exchange auction (Option Order Route event)

The Industry Member is required to report the auction details in the *handlingInstructions* field using the name/value pair 'AucResp', which must be paired with the AuctionID value.

#	Step	Reported Event	Comments
1	Exchange 1 announces auction	NA	

#	Step	Reported Event	Comments
2	Market Maker 1 originates a prop option order in response to the auction	<p><b>Market Maker 1 reports a New Option Order Event</b></p> <p>type: MONO  orderKeyDate: 20180516T000000  orderID: OA76543  optionID: XYZ 180810C00001925  eventTimestamp: 20180516T133031.1234  deptType: T  side: B  price: 5  quantity: 10  orderType: LMT  timeInForce: IOC  tradingSession: REG  handlingInstructions: AucResp=1a95 FOK  firmDesignatedID: P999  accountHolderType: P  affiliateFlag: false  solicitationFlag: false  openCloseIndicator: Open  representativeInd: N</p>	Orders originated in response to an auction must have the <i>handlingInstructions</i> field populated with a value of 'AucResp', which is a Name/Value pair requiring the Auction ID value. The <i>solicitationFlag</i> must be 'false'.
3	Market Maker 1 routes response to Exchange 1	<p><b>Market Maker 1 reports an Option Order Route event</b></p> <p>type: MOOR  orderKeyDate: 20180516T000000  orderID: OA76543  optionID: XYZ 180810C00001925  eventTimestamp: 20180516T133031.1834  senderIMID: 123:MMFIRM1  destination: EXCH1  destinationType: E  routedOrderID: RTBID01  session: s12  side: B  price: 5  quantity: 10  orderType: LMT  timeInForce: IOC  tradingSession: REG  handlingInstructions: RAR  affiliateFlag: false  exchOriginCode: M</p>	Since the values in the <i>handlingInstructions</i> field have not changed from the New Order to the Order Route, MMFIRM1 may populate "RAR" in the <i>handlingInstructions</i> field indicating the order was "routed as received". Alternatively, firms have the option to re-state all <i>handlingInstructions</i> values.

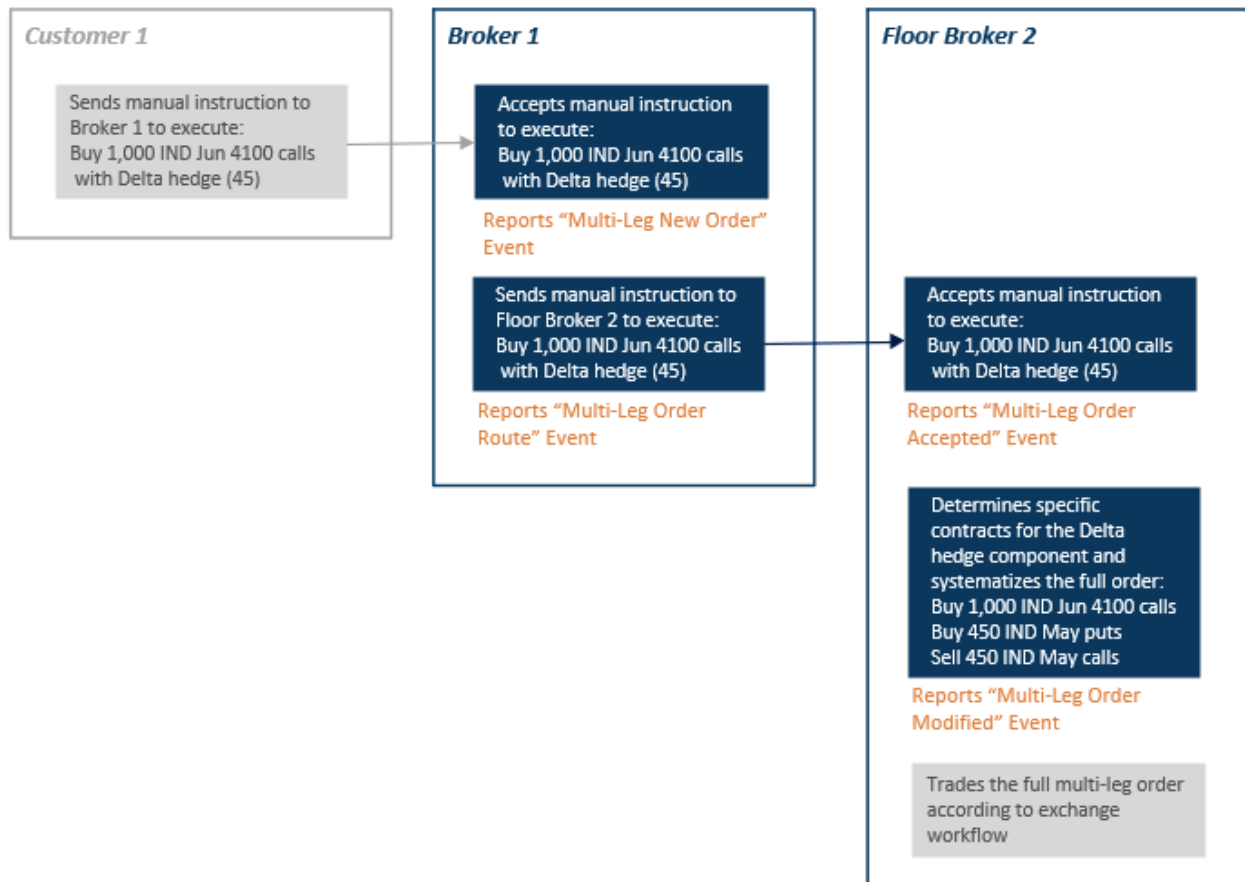
#	Step	Reported Event	Comments
		openCloseIndicator: Open	
4	Exchange 1 accepts the order bid from Market Maker 1	<i>Exchange 1 reports a Participant <b>Simple Option Order Accepted</b> event</i>	

**3.8.2 Broker Receives a Partially Formed Multi-Leg Order where not all Legs are Determined when Trading Authorization is Immediately Actionable**

This scenario illustrates the CAT reporting requirements when Industry Member Broker 1 receives a customer order for a multi-leg option order where one or more of the legs are known at the time the instruction is given, but one or more additional legs will be determined by the floor broker based on market conditions. The partially formed order in this scenario is immediately actionable (i.e., no further action is required by the party providing the instruction in order for the receiver to execute or cause a trade to be executed), as described in [CAT FAQ K23](#). This guidance does not apply to scenarios where the multi-leg order does not become actionable until all leg details have been confirmed.

In this scenario, Broker 1 receives a multi-leg option order from Customer 1 to Buy 1,000 IND call with a “delta hedge” which will comprise two option contract series – sometimes referred to as a “combo order” – selling a call and buying a put with the same expiration date and strike price, and having the same underlying index as the primary order. Broker 1 accepts the immediately actionable instruction from Customer 1. Broker 1 then calls Floor Broker 2 and provides firm authorization to trade these instructions. Floor Broker 2 accepts this immediately actionable partially formed order and proceeds to determine the specific contracts that would make up the combo, then systematizes the receipt of an order for the entire strategy (i.e., the primary series and the two series that make up the combo).

Floor Broker 2 then trades the order on exchange and reports any activity according to existing guidance. These floor trading steps are not included in this scenario for simplicity, but exchange-specific floor examples can be found in [Section 8](#).



Industry Member Broker 1 is required to report:

- The receipt of the immediately actionable partially formed multi-leg option order from Customer 1 (Multi-Leg New Order event).
- The route of the immediately actionable partially formed multi-leg option order to Floor Broker 2 (Multi-Leg Order Route event)

There is optionality in reporting the leg details of these events. The Industry Member must report the details of the leg(s) that are known at the time the instruction to trade is immediately actionable. The events may optionally include the full set of legs, inclusive of the legs that are determined prior to execution. This flexibility is provided recognizing that Industry Members may not be able to systematize the order until all legs are known.

Industry Member Floor Broker 2 is required to report:

Option 1:

- The acceptance of the immediately actionable partially formed multi-leg order (Multi-Leg Order Accepted event)

- The modification of the multi-leg order to include the full set of legs once all leg instruments have been determined- (Multi-Leg Order Modification event)

Option 2:

- The acceptance of the multi-leg order that includes the full set of legs once all leg instruments have been determined (Multi-Leg Order Accepted event)

Note that reporting structure chosen by Broker 1 and Floor Broker 2 do not need to match. Broker 1 may choose to report only the leg(s) known at the time of the order route, and Floor Broker 2 may choose to report the full set of legs on the order accepted event, or vice versa. The number of legs reported will not impact linkage or lifecycle processing.

#	Step	Reported Event		Comments
1	Customer 1 sends partially formed multi-leg order to Broker 1	N/A		
2	Broker 1 receives partially formed multi-leg order from Customer 1 that is immediately actionable (i.e., Broker 1 does not need to confirm specific contracts that make up the delta hedge prior to executing the full strategy)	<p><b><u>Option 1</u></b></p> <p><b>Broker 1 reports a <i>Multi-Leg New Order</i> event</b></p> <p>type: MLNO  orderKeyDate: 20211130T000000  orderID: Cust-12345  underlying: IND  eventTimestamp: 20211130T104739  manualFlag: true  deptType: T  price: 614.25  quantity: 1000  orderType: LMT  timeInForce: DAY=20211130  tradingSession: REG  handlingInstructions: SLL  firmDesignatedID: CUS123  accountHolderType: A  affiliateFlag: false  representativeInd: N  solicitationFlag: false  numberOfLegs: 1  priceType: PU  legDetails:</p>	<p><b><u>Option 2</u></b></p> <p><b>Broker 1 reports a <i>Multi-Leg New Order</i> event</b></p> <p>type: MLNO  orderKeyDate: 20211130T000000  orderID: Cust-12345  underlying: IND  eventTimestamp: 20211130T104739  manualFlag: true  deptType: T  price: 614.25  quantity: 1000  orderType: LMT  timeInForce: DAY=20211130  tradingSession: REG  handlingInstructions: SLL  firmDesignatedID: CUS123  accountHolderType: A  affiliateFlag: false  representativeInd: N  solicitationFlag: false  numberOfLegs: 3  priceType: PU  legDetails:</p>	<p>Option 1: Broker 1 reports a Multi-Leg New Order event with only the 1 leg that is known at the time that the customer provides an immediately actionable instruction to trade.</p> <p>Option 2: Broker 1 reports a Multi-Leg New Order event with the full set of legs – including the contracts that are ultimately selected for the Delta hedge 'combo'</p> <p>For both options, the following are true:</p> <p>The <i>eventTimestamp</i> must reflect the time that the initial immediately actionable instruction to trade was given by Customer 1.</p> <p>The <i>handlingInstructions</i> value of 'SLL' must be included to indicate that some strategy legs are to be determined later.</p>

#	Step	Reported Event		Comments
		legRefID: abc1 optionID: IND 220617C04100000 openCloseIndicator: Close side: B legRatioQuantity: 1	legRefID: abc1 optionID: IND 220617C04100000 openCloseIndicator: Close side: B legRatioQuantity: 1  legRefID: abc2 optionID: IND 220520P04000000 openCloseIndicator: Open side: B legRatioQuantity: 45  legRefID: abc3 optionID: IND 220520C04000000 openCloseIndicator: Open side: S legRatioQuantity: 45	
3	Broker 1 calls Floor Broker 2 with immediately actionable partially formed order.	<p><b><u>Option 1</u></b>  <i>Broker 1 reports a Multi-Leg Order Route event</i></p> type: MLOR orderKeyDate: 20211130T000000 orderID: Cust-12345 underlying: IND eventTimestamp: 20211130T104815 manualFlag: true senderIMID: 123:BRK1 destination: 456:FBK2 destinationType: F routedOrderID: price: 614.25 quantity: 1000 orderType: LMT timeInForce: DAY=20211130 tradingSession: REG handlingInstructions: SLL affiliateFlag: false numberOfLegs: 1 priceType: PU legDetails: legRefID: abc1 optionID: IND 220617C04100000	<p><b><u>Option 2</u></b>  <i>Broker 1 reports a Multi-Leg Order Route event</i></p> type: MLOR orderKeyDate: 20211130T000000 orderID: Cust-12345 underlying: IND eventTimestamp: 20211130T104815 manualFlag: true senderIMID: 123:BRK1 destination: 456:FBK2 destinationType: F routedOrderID: price: 614.25 quantity: 1000 orderType: LMT timeInForce: DAY=20211130 tradingSession: REG handlingInstructions: SLL affiliateFlag: false numberOfLegs: 3 priceType: PU legDetails: legRefID: abc1 optionID: IND 220617C04100000	<p>Option 1: Broker 1 reports a Multi-Leg Order Route event with only the 1 leg that is known at the time that the customer provides an immediately actionable instruction to trade.</p> <p>Option 2: Broker 1 reports a Multi-Leg Order Route event with the full set of legs – including the contracts that are ultimately selected for the Delta hedge ‘combo’</p> <p>In both cases:</p> <p>The <i>eventTimestamp</i> of this event must match the time that Broker 1 provides the immediately actionable authorization to trade.</p> <p>The handlingInstructions field must include ‘SLL’ (Strategy Legs Later) to indicate that the instruction to trade was provided without the full set of legs.</p>

#	Step	Reported Event		Comments
		openCloseIndicator: Open side: B legRatioQuantity: 1	openCloseIndicator: Open side: B legRatioQuantity: 1  legRefID: abc2 optionID: IND 220520P04000000 openCloseIndicator: Open side: B legRatioQuantity: 45  legRefID: abc3 optionID: IND 220520C04000000 openCloseIndicator: Open side: S legRatioQuantity: 45	
4	Floor Broker 2 accepts partially formed order	<p><b><u>Option 1</u></b></p> <p><i>Floor Broker 2 reports a <b>Multi-Leg Order Accepted event</b></i></p> <p>type: MLOA            orderKeyDate:            20211130T000000            orderID: 1060WA            underlying: IND            eventTimestamp:            20211130T104815            manualFlag: true            electronicTimestamp:            20211130T104815.34567            receiverIMID: 456:FBK2            senderIMID: 123:BRK1            senderType: F            routedOrderID:            deptType: T            price: 614.25            quantity: 1000            orderType: LMT            timeInForce:            DAY=20211130            tradingSession: REG            handlingInstructions: SLL            affiliateFlag: false            representativeInd: N            solicitationFlag: false            numberOfLegs: 1            priceType: PU            legDetails:</p>	<p><b><u>Option 2</u></b></p> <p>N/A</p>	<p>Option 1: The <i>eventTimestamp</i> of this event must match the time that Broker 1 provides the immediately actionable authorization to trade.</p> <p>'SLL' (Strategy Legs Later) must be included in the <i>handlingInstructions</i> field to indicate that the order was provided without the full set of legs.</p> <p>Option 2: Floor Broker 2 only reports the MLOA once all the legs are determined, and the order is systematized. The MLOA event below captures the timestamp that Broker 1 initially provided the immediately actionable instruction to trade as the <i>eventTimestamp</i>.</p>

#	Step	Reported Event		Comments
		legRefID: 0 optionID: IND 220617C04100000 openCloseIndicator: Open side: B legRatioQuantity: 1		
5	Floor Broker 2 determines the specific contract series (combo) for the Delta hedge, and systematizes the full multi-leg strategy order.	<p><b><u>Option 1</u></b></p> <p><i>Floor Broker 2 reports a <b>Multi-Leg Order Modified event</b></i></p> <p>type: MLOM orderKeyDate: 20211130T000000 orderID: 1060WA underlying: IND eventTimestamp: 20211130T104857.152648 manualFlag: true electronicTimestamp: 20211130T104857.152648 receiverIMID: senderIMID: senderType: routedOrderID: initiator: F price: 614.25 quantity: 1000 leavesQty: 1000 orderType: LMT timeInForce: DAY=20211130 tradingSession: REG handlingInstructions: SLL affiliateFlag: false representativeInd: N numberOfLegs: 3 priceType: PU legDetails: legRefID: 0 optionID: IND 220617C04100000 openCloseIndicator: Open side: B legRatioQuantity: 1</p> <p>legRefID: 1 optionID: IND 220520P04000000</p>	<p><b><u>Option 2</u></b></p> <p><i>Floor Broker 2 reports a <b>Multi-Leg Order Accepted event</b></i></p> <p>type: MLOA orderKeyDate: 20211130T000000 orderID: 1060WA underlying: IND eventTimestamp: 20211130T104815 manualFlag: true electronicTimestamp: 20211130T104857.152648 receiverIMID: 456:FBK2 senderIMID: 123:BRK1 senderType: F routedOrderID: deptType: T price: 614.25 quantity: 1000 orderType: LMT timeInForce: DAY=20211130 tradingSession: REG handlingInstructions: SLL affiliateFlag: false representativeInd: N numberOfLegs: 3 priceType: PU legDetails: legRefID: 0 optionID: IND 220617C04100000 openCloseIndicator: Open side: B legRatioQuantity: 1</p> <p>legRefID: 1 optionID: IND 220520P04000000</p>	<p>Option 1; Floor Broker 2 reports an MLOM event that includes the full set of legs, inclusive of the specific contracts selected to comprise the Delta hedge.</p> <p>The <i>eventTimestamp</i> of this event must contain the time that Floor Broker 2 determined the specific contract series for the Delta hedge.</p> <p>The <i>electronicTimestamp</i> must contain the time that Floor Broker 2 systematized the full strategy order. This timestamp may match the <i>eventTimestamp</i> if the order is immediately systematized.</p> <p>'SLL' (Strategy Legs Later) must be included in the <i>handlingInstructions</i> field to indicate that the order was initially provided without the full set of legs and this modification is providing the full set of legs.</p> <p>Option 2: Floor Broker 2 reports an MLOA event that includes all legs of the fully formed order.</p> <p>The <i>eventTimestamp</i> of this event must match the time that Broker 1 provides the immediately actionable authorization to trade.</p> <p>'SLL' (Strategy Legs Later) must be included in the <i>handlingInstructions</i> field</p>



#	Step	Reported Event		Comments
		openCloseIndicator: Open side: B legRatioQuantity: 45  legRefID: 2 optionID: IND 220520C04000000 openCloseIndicator: Open side: S legRatioQuantity: 45	openCloseIndicator: Open side: B legRatioQuantity: 45  legRefID: 2 optionID: IND 220520C04000000 openCloseIndicator: Open side: S legRatioQuantity: 45	to indicate that the order was initially provided without the full set of legs.  The <i>electronicTimestamp</i> must contain the time that Floor Broker 2 determines the specific contract series (combo) for the Delta hedge, and systematized the full strategy order.
6	Floor Broker 2 trades the full strategy order on exchange	<i>Floor Broker 2 reports according to existing guidance</i>		These steps are not included in this scenario for simplicity.

**3.8.3 Customer FLEX Percent Option Order Routed between Two Industry Members**

This scenario illustrates the CAT reporting requirements when an Industry Members receives a customer order in a FLEX Percent (FLEXPCT) option with a percentage-based price and subsequently routes the order to a Floor Broker for execution.

In this example, the Industry Member receives a customer order to buy a FLEX Percent option for ABCD stock, where the strike price will be set as 95% of the closing price of ABCD and the limit price of the order is specified as 5.5% of the closing price of ABCD. The interim FLEXPCT option symbol is created as '%1ABCD 250131P00095000', where the “%” prefix denotes that the strike portion of the OSI code (00095000) represents 95% of the closing price (not a dollar strike price).

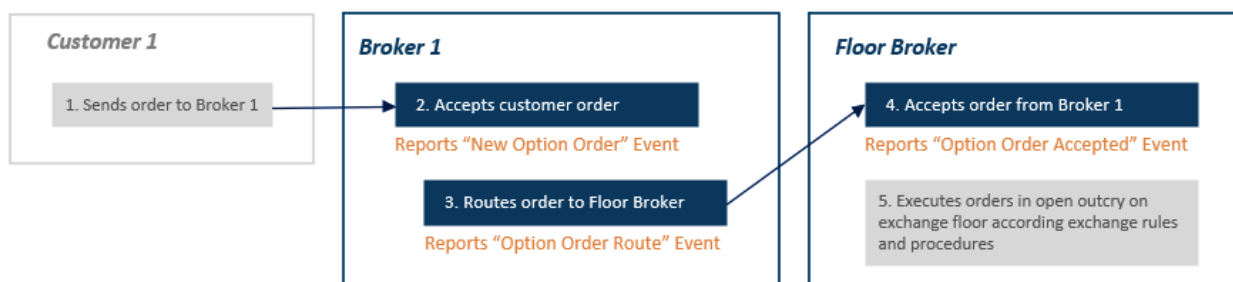
The FLEXPCT order is manually routed to a Floor Broker to execute in open outcry on an exchange floor. The steps for the open outcry execution are not covered in this scenario, as the rules and procedures vary by exchange. Floor trading scenarios for each exchange can be found in Section 8 [Floor Broker Scenarios](#) below.

After the market close, the official closing price of ABCD is set at 150. The exchange issues a final OSI symbol of '1ABCD 250131P00142500' which is listed by the OCC, where the strike portion of the OSI code (00142500) now represent the final dollar strike price of \$142.500 (95% of \$150). The final symbol and trade price (\$8.25 = 5.5% of \$150) of the FLEX option are reported to CAT by the exchange that executed the trade.

Note that the Industry Member must use the option ID (OSI code) that was used for the transaction being reported. In this example, the order was received, routed and accepted for the FLEXPCT option (no final symbol existed at the time of these events), so the interim FLEXPCT symbol is required these events.

Allocations cannot happen until the final OCC symbol is created, so allocation events are reported using the final FLEX option OSI code.

Note that the 'PCTPX' *handlingInstructions* value is used to indicate that the order price (i.e., the value in the *price* field) is not denominated in dollars, but it is instead provided as the percentage of a price to be determined in the future. The example above is a FLEXPCT option, but this code could be applicable on orders for other securities as well.



Industry Member Broker 1 is required to report:

- The receipt of the customer FLEXPCT order (New Option Order event)
- The route of the customer FLEXPCT option order to Floor Broker 2 (Option Order Route event)

Industry Member Floor Broker 2 is required to report:

- The receipt of the FLEXPCT option order from Broker 1 (Option Order Accepted event)
- Open outcry execution (not covered in this scenario)

#	Step	Reported Event	Comments
1	Customer electronically sends a FLEXPCT option order with a percentage-based price to Broker 1	NA	
2	Broker 1 accepts the customer FLEXPCT option order with a percentage-based price	<p><b>Broker 1 reports a <i>New Option Order event</i></b></p> <p>type: MONO  orderKeyDate: 20240307T000000  orderID: O1FP456  optionID: %1ABCD 250131P00095000  eventTimestamp: 20240307T104231  manualFlag: true  deptType: A  side: B  price: 5.5  quantity: 100  orderType: LMT  timeInForce: DAY=20240307</p>	<p>The option is a FLEX Percent option. Strike price is 95% of the closing price, therefore the FLEXPCT symbol is reported in the <i>optionID</i> field.</p> <p>The limit price of the order is specified as 5.5% of the underlying close price, therefore the <i>price</i> field is reported as '5.5' and the <i>handlingInstructions</i> field includes the 'PCTPX' value to indicate a percentage-based price.</p>

#	Step	Reported Event	Comments
		tradingSession: REG handlingInstructions: PCTPX firmDesignatedID: C0001 accountHolderType: A affiliateFlag: false openCloseIndicator: Open representativeInd: N	
3	Broker 1 routes the FLEXPCT option order with a percentage-based price to Floor Broker	<b>Broker 1 reports an Option Order Route event</b>  type: MOOR orderKeyDate: 20240307T000000 orderID: O1FP456 optionID: %1ABCD 250131P00095000 eventTimestamp: 20240307T104237 manualFlag: true senderIMID: 123:BRKR01 destination: 456:OFB2 destinationType: F routedOrderID: side: B price: 5.5 quantity: 100 orderType: LMT timeInForce: DAY=20240307 tradingSession: REG handlingInstructions: PCTPX affiliateFlag: false openCloseIndicator: Open	The option is a FLEX Percent option. Strike price is 95% of the closing price, therefore the FLEXPCT symbol is reported in the <i>optionID</i> field.  The limit price of the order is specified as 5.5% of the underlying close price, therefore the <i>price</i> field is reported as '5.5' and the <i>handlingInstructions</i> field includes the 'PCTPX' value to indicate a percentage-based price.
4	Floor Broker accepts the order from Broker 1	<b>Floor Broker reports an Option Order Accepted event</b>  type: MOOA orderKeyDate: 20240307T000000 orderID: 876543 optionID: %1ABCD 250131P00095000 eventTimestamp: 20240307T104239 manualFlag: true receiverIMID: 456:OFB2 senderIMID: 123:BRKR01 senderType: F routedOrderID: deptType: A side: B price: 5.5 quantity: 100	The option is a FLEX Percent option. Strike price is 95% of the closing price, therefore the FLEXPCT symbol is reported in the <i>optionID</i> field.  The limit price of the order is specified as 5.5% of the underlying close price, therefore the <i>price</i> field is reported as '5.5' and the <i>handlingInstructions</i> field includes the 'PCTPX' value to indicate a percentage-based price.

#	Step	Reported Event	Comments
		orderType: LMT timeInForce: DAY=20240307 tradingSession: REG handlingInstructions: PCTPX affiliateFlag: false openCloseIndicator: Open	

## **4 Error Account Scenarios**

This section illustrates reporting requirements for reporting bona fide errors and activity occurring in an error account. These scenarios are applicable to equivalent equities and options order flows.

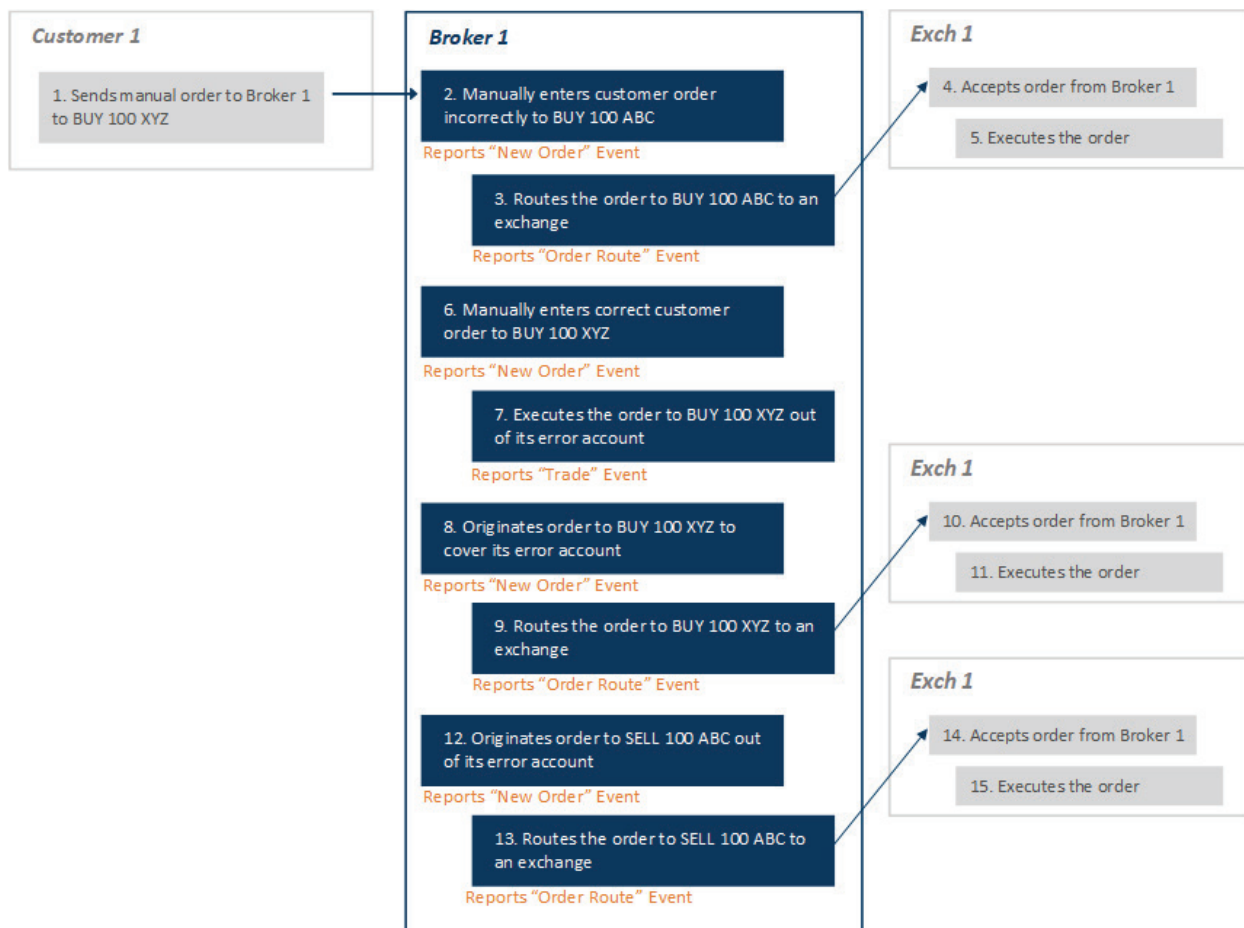
### **4.1 Equity Error Account Scenarios**

#### **4.1.1 Industry Member Purchases the Wrong Security for a Customer/Client in Error**

This scenario illustrates the CAT reporting requirements when an Industry Member receives a customer/client order and purchases the wrong security in error. In this scenario, the customer/client places an order to buy 100 shares of XYZ over the phone, and in error, the Industry Member enters an order to buy 100 shares of ABC.

Once the Industry Member realizes the error, it moves 100 shares of ABC from the customer's/client's account to its error account, and executes the customer/client order for 100 shares of XYZ out of its error account at the price the stock was trading when the customer/client originally placed the order.

The Industry Member then purchases 100 shares of XYZ on an exchange for its error account to cover the shares sold to the customer/client, and sells the 100 shares of ABC purchased in error on an exchange from its error account.



When the firm places an order in error for symbol ABC, Industry Member Broker 1 is required to report:

- The entry of the customer/client order to buy the wrong security ABC (New Order event)
- The route of the order to buy ABC to an exchange (Order Route event)

When the firm realizes and corrects the error, Industry Member Broker 1 is required to report:

- The entry of the customer/client order to buy the correct security XYZ (New Order event)
- The fill of the customer/client order for symbol XYZ from the firm's error account (Trade event)
- The origination of an order to buy XYZ to cover the firm's error account (New Order event)
- The route of the buy order for XYZ to an exchange (Order Route event)
- The origination of an order to sell the shares of ABC purchased in error (New Order event)

- The route of the sell order for ABC to an exchange (Order Route event)

The movement of the shares from the customer/client account to the error account is not reportable to CAT, as internal security movements and journal entries are not reportable to CAT.

#	Step	Reported Event	Comments
1	Customer/client manually routes an order to Broker 1 to buy 100 shares of XYZ		
2	Broker 1 enters an order to buy the wrong security	<p><i>Broker 1 reports a <b>New Order event</b></i></p> <p>type: MENO  orderKeyDate: 20180501T000000  orderID: ABC1234  symbol: ABC  eventTimestamp:  20180501T153035.634456  manualFlag: true  electronicTimestamp:  20180501T153035.634456  deptType: T  side: B  price: 9.99  quantity: 100  orderType: LMT  timeInForce: DAY=20180501  tradingSession: REG  custDsplntrFlag: false  firmDesignatedID: CUST001  accountHolderType: I  affiliateFlag: false  negotiatedTradeFlag: false  representativeInd: N</p>	
3	Broker 1 routes the order in the incorrect security to an exchange	<p><i>Broker 1 reports an <b>Order Route event</b></i></p> <p>type: MEOR  orderKeyDate: 20180501T000000  orderID: ABC1234  symbol: ABC  eventTimestamp:  20180501T153036.634456  manualFlag: false  senderIMID: 123:FRMA  destination: EXCH1  destinationType: E  routedOrderID: AO123</p>	

#	Step	Reported Event	Comments
		session: s5 side: B price: 9.99 quantity: 100 orderType: LMT timeInForce: DAY=20180501 tradingSession: REG affiliateFlag: false isoInd: NA	
4	Exch 1 accepts the order from Broker 1	<i>Exch 1 reports a Participant <b>Order Accepted</b> event</i>	
5	Exch 1 executes the order	<i>Exch 1 reports a Participant <b>Order Trade</b> event</i>	
6	Broker 1 realizes the error and moves the shares of ABC to its error account	NA	The movement of the shares from the customer/client account to the error account is not reportable to CAT, as internal security movements and journal entries are not reportable to CAT.
7	Broker 1 reports the receipt of the correct customer/client order	<i>Broker 1 reports a <b>New Order</b> event</i>  type: MENO orderKeyDate: 20180501T000000 orderID: XYZ1234 symbol: XYZ eventTimestamp: 20180501T153035.634456 manualFlag: true electronicTimestamp: 20180501T153038.634456 deptType: T side: B price: 9.99 quantity: 100 orderType: LMT timeInForce: DAY=20180501 tradingSession: REG custDsplntrFlag: false firmDesignatedID: CUST001 accountHolderType: I affiliateFlag: false negotiatedTradeFlag: false representativeInd: N	
8	Broker 1 satisfies the original customer/client order at the price that XYZ was trading when	<i>Broker 1 reports a <b>Trade</b> event</i>  type: MEOT	The <i>buyDetails</i> reflect the details of customer/client order XYZ1234. The <i>sellDetails</i> reflect the FDID of the firm's error account.



#	Step	Reported Event	Comments
	the customer/client originally placed the order	tradeKeyDate: 20180501T000000 tradeID: XYZ555 symbol: XYZ eventTimestamp: 20180501T153038.634456 manualFlag: false cancelFlag: false cancelTimestamp: quantity: 100 price: 9.99 capacity: P tapeTradeID: TRF123 marketCenterID: DN sideDetailsInd: NA buyDetails: orderKeyDate: 20180501T000000 orderID: XYZ1234 side: B sellDetails: side: SL firmDesignatedID: ERR123 accountHolderType: X	
9	Broker 1 originates a Buy order for symbol XYZ to cover its error account	<i>Broker 1 reports a <b>New Order event</b></i>  type: MENO orderKeyDate: 20180501T000000 orderID: XYZ5678 symbol: XYZ eventTimestamp: 20180501T153039.134456 manualFlag: false deptType: T side: B price: 9.99 quantity: 100 orderType: LMT timeInForce: DAY=20180501 tradingSession: REG custDspIntrFlag: false firmDesignatedID: ERR123 accountHolderType: X affiliateFlag: false negotiatedTradeFlag: false representativeInd: N	
10	Broker 1 routes the Buy	<i>Broker 1 reports an <b>Order Route event</b></i>	

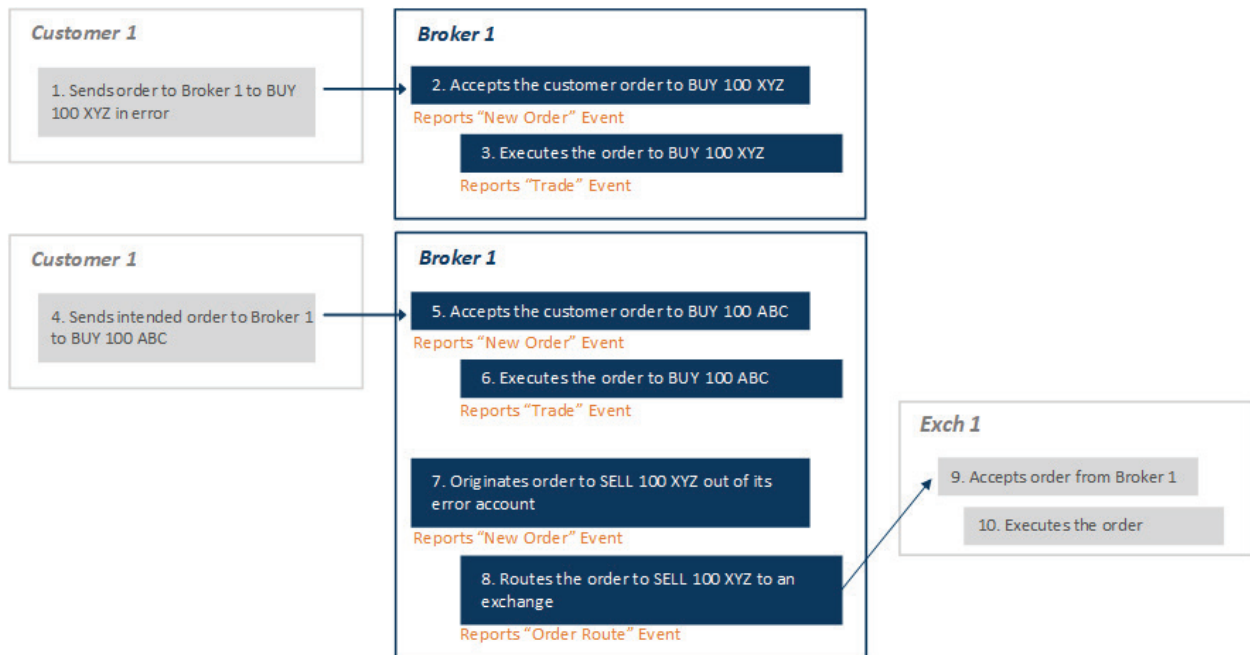
#	Step	Reported Event	Comments
	order to an exchange	type: MEOR orderKeyDate: 20180501T000000 orderID: XYZ5678 symbol: XYZ eventTimestamp: 20180501T153039.134456 manualFlag: false senderIMID: 123:FRMA destination: EXCH1 destinationType: E routedOrderID: AO123 session: s5 side: B price: 9.99 quantity: 100 orderType: LMT timeInForce: DAY=20180501 tradingSession: REG affiliateFlag: false isoInd: NA	
11	Exch 1 accepts the order from Broker 1	<i>Exch 1 reports a Participant Order Accepted event</i>	
12	Exch 1 executes the order	<i>Exch 1 reports a Participant Order Trade event</i>	
13	Broker 1 originates an order in symbol ABC to sell the shares purchased in error.	<i>Broker 1 reports a New Order event</i>  type: MENO orderKeyDate: 20180501T000000 orderID: ABC5678 symbol: ABC eventTimestamp: 20180501T153039.634456 manualFlag: false deptType: T side: SL price: 9.99 quantity: 100 orderType: LMT timeInForce: DAY=20180501 tradingSession: REG custDspIntrFlag: false firmDesignatedID: ERR123 accountHolderType: X affiliateFlag: false negotiatedTradeFlag: false representativeInd: N	

#	Step	Reported Event	Comments
14	Broker 1 routes the Sell order to an exchange	<p><i>Broker 1 reports an <b>Order Route event</b></i></p> <p>type: MEOR  orderKeyDate: 20180501T000000  orderID: XYZ5678  symbol: XYZ  eventTimestamp: 20180501T153039.134456  manualFlag: false  senderIMID: 123:FRMA  destination: EXCH1  destinationType: E  routedOrderID: AO124  session: s5  side: SL  price: 9.99  quantity: 100  orderType: LMT  timeInForce: DAY=20180501  tradingSession: REG  affiliateFlag: false  isoInd: NA</p>	
15	Exch 1 accepts the order from Broker 1	<i>Exch 1 reports a <b>Participant Order Accepted event</b></i>	
16	Exch 1 executes the order	<i>Exch 1 reports a <b>Participant Order Trade event</b></i>	

**4.1.2 Customer/Client Places an Order in Error and the Industry Member Elects to Correct the Error as an Accommodation to the Customer/Client**

This scenario illustrates the CAT reporting requirements when a customer/client places an order to purchase the wrong security, and the Industry Member elects to correct the error as an accommodation to the customer/client. In this scenario, the customer/client places an order to buy 100 shares of XYZ, which is immediately executed by the Industry Member.

The customer/client then informs the Industry Member that they intended to buy 100 shares of ABC, and the Industry Member agrees to correct the error as an accommodation to the customer/client. The Industry Member executes the customer/client order for 100 shares of ABC from a proprietary account, and takes the 100 shares of XYZ from the customer/client account into a facilitation account (or other proprietary account to facilitate the correction of the error). The Industry Member then sells 100 shares of XYZ from its facilitation account (or other proprietary account) on an exchange.



For symbol XYZ, Industry Member Broker 1 is required to report:

- The receipt of the customer/client buy order placed in error (New Order event)
- The execution of the customer/client buy order from a proprietary account (Trade event)
- The origination of an order to sell the shares out of the facilitation (or other proprietary) account (New Order event)
- The route of the sell order to an exchange (Order Route event)

For symbol ABC, Industry Member Broker 1 is required to report:

- The receipt of the customer/client buy order in the correct security (New Order event)
- The execution of the customer/client buy order from a proprietary account (Trade event)

The movement of the shares from the customer/client account to the facilitation (or other proprietary) account is not reportable to CAT, as internal security movements and journal entries are not reportable to CAT.

#	Step	Reported Event	Comments
1	Customer/client routes an order to Broker 1 to buy 100 shares of XYZ		
2	Broker 1 accepts the customer/client order	<i>Broker 1 reports a <b>New Order event</b></i> type: MENO orderKeyDate: 20180501T000000	

#	Step	Reported Event	Comments
		orderID: XYZ1234 symbol: XYZ eventTimestamp: 20180501T153035.634456 manualFlag: false deptType: T side: B price: 9.99 quantity: 100 orderType: LMT timeInForce: DAY=20180501 tradingSession: REG custDspIntrFlag: false firmDesignatedID: CUST001 accountHolderType: I affiliateFlag: false negotiatedTradeFlag: false representativeInd: N	
3	Broker 1 executes the customer/client order	<i>Broker 1 reports a Trade event</i>  type: MEOT tradeKeyDate: 20180501T000000 tradeID: TXYZ555 symbol: XYZ eventTimestamp: 20180501T153035.634456 manualFlag: false cancelFlag: false cancelTimestamp: quantity: 100 price: 9.99 capacity: P tapeTradeID: TRF123 marketCenterID: DN sideDetailsInd: NA buyDetails: orderKeyDate: 20180416T000000 orderID: XYZ1234 side: B sellDetails: side: SL firmDesignatedID: PROP123 accountHolderType: P	The <i>buyDetails</i> reflect the details of customer/client order XYZ1234. The <i>sellDetails</i> reflect the FDID of the firm's proprietary account.
4	The customer/client informs Broker 1 of the error. Broker 1 takes the	NA	The movement of the shares from the customer/client account to the facilitation (or other proprietary)

#	Step	Reported Event	Comments
	shares of XYZ into its facilitation (or other proprietary) account		account is not reportable to CAT, as internal security movements and journal entries are not reportable to CAT.
5	Broker 1 accepts the customer/client order for symbol ABC	<p><i>Broker 1 reports a <b>New Order event</b></i></p> <p>type: MENO  orderKeyDate: 20180501T000000  orderID: ABC1234  symbol: ABC  eventTimestamp:  20180501T153037.634456  manualFlag: false  deptType: T  side: B  price: 9.99  quantity: 100  orderType: LMT  timeInForce: DAY=20180501  tradingSession: REG  custDspIntrFlag: false  firmDesignatedID: CUST001  accountHolderType: I  affiliateFlag: false  negotiatedTradeFlag: false  representativeInd: N</p>	
6	Broker 1 executes the customer/client order	<p><i>Broker 1 reports a <b>Trade event</b></i></p> <p>type: MEOT  tradeKeyDate: 20180501T000000  tradeID: TABC555  symbol: ABC  eventTimestamp:  20180501T153037.634456  manualFlag: false  cancelFlag: false  cancelTimestamp:  quantity: 100  price: 9.99  capacity: P  tapeTradeID: TRF124  marketCenterID: DN  sideDetailsInd: NA  buyDetails:  orderKeyDate:  20180416T000000  orderID: ABC1234  side: B</p>	The <i>buyDetails</i> reflect the details of customer/client order ABC1234. The <i>sellDetails</i> reflect the FDID of the firm's proprietary account.

#	Step	Reported Event	Comments
		sellDetails: side: SL firmDesignatedID: PROP123 accountHolderType: P	
7	Broker 1 sells the shares of XYZ acquired from the customer	<i>Broker 1 reports a <b>New Order event</b></i>  type: MENO orderKeyDate: 20180501T000000 orderID: XYZ5678 symbol: XYZ eventTimestamp: 20180501T153038.634456 manualFlag: false deptType: T side: SL price: 9.99 quantity: 100 orderType: LMT timeInForce: DAY=20180501 tradingSession: REG custDsplntrFlag: false firmDesignatedID: ERR001 accountHolderType: P affiliateFlag: false negotiatedTradeFlag: false representativeInd: N	Since the firm used a facilitation account as opposed to an error account, the <i>accountHolderType</i> field must be populated with a value of 'P'.
8	Broker 1 routes the Sell order to an exchange	<i>Broker 1 reports an <b>Order Route event</b></i>  type: MEOR orderKeyDate: 20180501T000000 orderID: XYZ5678 symbol: XYZ eventTimestamp: 20180501T153038.634456 manualFlag: false senderIMID: 123:FRMA destination: EXCH1 destinationType: E routedOrderID: AO123 session: s5 side: SL price: 9.99 quantity: 100 orderType: LMT timeInForce: DAY=20180501 tradingSession: REG	

#	Step	Reported Event	Comments
		affiliateFlag: false isoInd: NA	
9	Exch 1 accepts the order from Broker 1	<i>Exch 1 reports a Participant Order Accepted event</i>	
10	Exch 1 executes the order	<i>Exch 1 reports a Participant Order Trade event</i>	

### 4.1.3 Price Adjustment Through the Execution of a New Trade

This scenario illustrates the CAT reporting requirements when an Industry Member makes a price adjustment to a customer/client order by executing a new trade with the customer as principal. In this scenario, Industry Member Broker 1 receives a customer/client order to buy 1,000 shares of XYZ, and routes the order to Industry Member Broker 2 for execution at a price of 10.00 per share.

Industry Member Broker 1 determines that the customer/client should have received a price of 9.98 per share, and moves the 1,000 shares of XYZ executed at a price of 10.00 per share from the customer account to its error account. To affect the price adjustment to the customer, Industry Member Broker 1 sells the shares, as Principal, to the customer at 9.98 per share.



Industry Member Broker 1 is required to report:

- The receipt of the customer/client order (New Order event)
- The route of the order to Broker 2 (Order Route event)
- The execution of the order from the firm’s error account at a price of 9.98 (Trade event)

Industry Member Broker 2 is required to report:

- The receipt of the order from Broker 1 (Order Accepted event)
- The execution of the order at a price of 10.00 (Trade event)



The movement of the shares from the customer/client account to the error account is not reportable to CAT, as internal security movements and journal entries are not reportable to CAT.

#	Step	Reported Event	Comments
1	Customer/client routes an order to Broker 1 to Buy 1,000 shares of XYZ @9.98		
2	Broker 1 accepts the customer order	<p><i>Broker 1 reports a <b>New Order event</b></i></p> <p>type: MENO  orderKeyDate: 20180501T000000  orderID: XYZ1234  symbol: XYZ  eventTimestamp: 20180501T153035.634456  manualFlag: false  deptType: T  side: B  price: 9.98  quantity: 1,000  orderType: LMT  timeInForce: DAY=20180501  tradingSession: REG  custDsplntrFlag: false  firmDesignatedID: CUST001  accountHolderType: I  affiliateFlag: false  negotiatedTradeFlag: false  representativeInd: N</p>	
3	Broker 1 routes the order to Broker 2	<p><i>Broker 1 reports an <b>Order Route event</b></i></p> <p>type: MEOR  orderKeyDate: 20180501T000000  orderID: XYZ1234  symbol: XYZ  eventTimestamp: 20180501T153036.634456  manualFlag: false  senderIMID: 123:FRMA  destination: 456:FRMB  destinationType: F  routedOrderID: AO123  session:  side: B  price: 10.00  quantity: 1,000  orderType: LMT</p>	

#	Step	Reported Event	Comments
		timeInForce: DAY=20180501 tradingSession: REG affiliateFlag: false isoInd: NA	
4	Broker 2 accepts the order from Broker 1	Broker 2 reports an <b>Order Accepted event</b>  type: MEOA orderKeyDate: 20180501T000000 orderID: O34567 symbol: XYZ eventTimestamp: 20180501T153036.634456 manualFlag: false receiverIMID: 456:FRMB senderIMID: 123:FRMA senderType: F routedOrderID: AO123 affiliateFlag: false deptType: A side: B price: 10.00 quantity: 1,000 orderType: LMT timeInForce: DAY=20180501 tradingSession: REG isoInd: NA custDspIntrFlag: false	
5	Broker 2 executes the trade @10.00	Broker 2 reports a <b>Trade event</b>  type: MEOT tradeKeyDate: 20180501T000000 tradeID: TXYZ555 symbol: XYZ eventTimestamp: 20180501T153038.634456 manualFlag: false cancelFlag: false cancelTimestamp: quantity: 1,000 price: 10.00 capacity: P tapeTradeID: TRF123 marketCenterID: DN sideDetailsInd: NA buyDetails:	The <i>buyDetails</i> reflect the details of Broker 1's order O34567. The <i>sellDetails</i> reflect the FDID of Broker 2's prop account.

#	Step	Reported Event	Comments
		orderKeyDate: 20180416T000000 orderID: O34567 side: B sellDetails: side: SL firmDesignatedID: PROP123 accountHolderType: P	
6	Broker 1 realizes the error and moves the shares of XYZ executed @10.00 to its error account	NA	The movement of the shares from the customer/client account to the error account is not reportable to CAT, as internal security movements and journal entries are not reportable to CAT.
7	Broker 1 executes the customer/client order from its error account @9.98	<i>Broker 1 reports a Trade event</i>  type: MEOT tradeKeyDate: 20180501T000000 tradeID: TXYZ557 symbol: XYZ eventTimestamp: 20180501T153038.634456 manualFlag: false cancelFlag: false cancelTimestamp: quantity: 1,000 price: 9.98 capacity: P tapeTradeID: TRF127 marketCenterID: DN sideDetailsInd: NA buyDetails: orderKeyDate: 20180416T000000 orderID: XYZ1234 side: B sellDetails: side: SL firmDesignatedID: ERR123 accountHolderType: X	

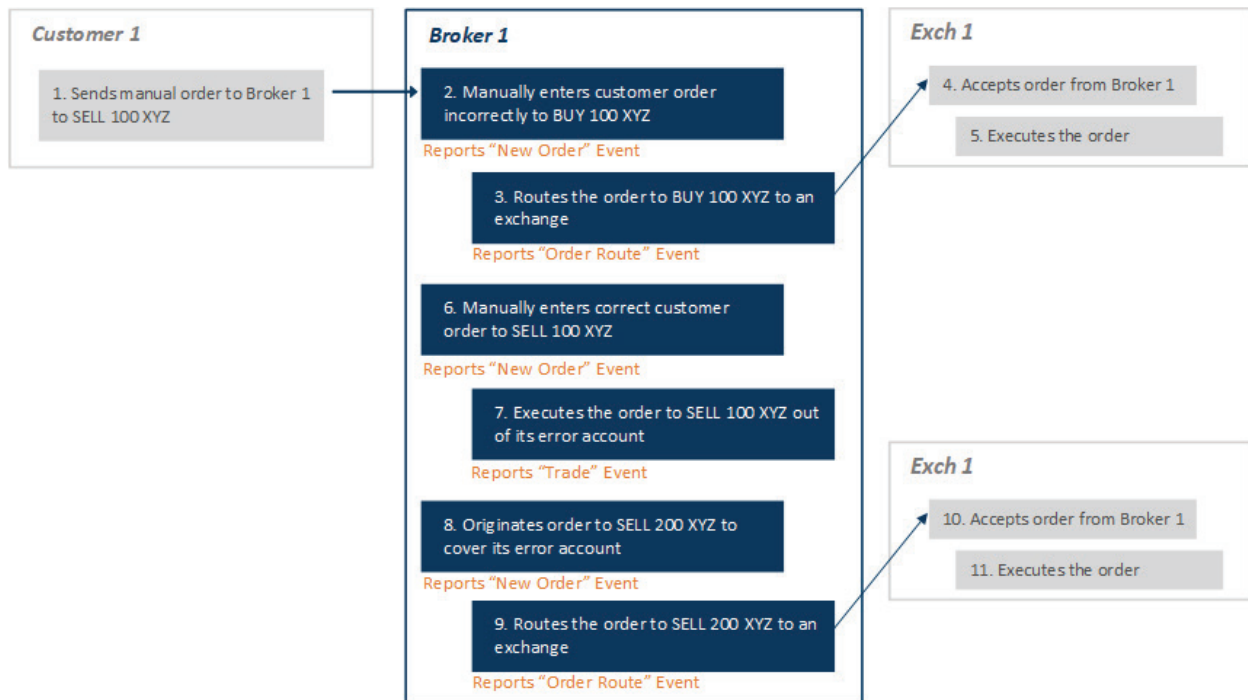
**4.1.4 Industry Member Enters the Incorrect Side on a Customer/Client Order in Error**

This scenario illustrates the CAT reporting requirements when an Industry Member receives a customer/client order and enters the incorrect side in error. In this scenario, the customer/client places an

order to sell 100 shares of XYZ over the phone, and in error, the Industry Member enters an order to buy 100 shares of XYZ. The order is routed to an exchange for execution.

Once the Industry Member realizes the error, it moves the 100 shares of XYZ purchased in error from the customer's/client's account to its error account, and executes the customer/client order to sell 100 shares of XYZ out of its error account at the price the stock was trading when the customer/client originally placed the order.

The Industry Member then sells 200 shares of XYZ on an exchange for its error account to cover the shares acquired from the customer/client.



When the firm places an order in error to buy symbol XYZ, Industry Member Broker 1 is required to report:

- The entry of the customer/client order to buy the security in error (New Order event)
- The route of the buy order to an exchange (Order Route event)

When the firm realizes and corrects the error, Industry Member Broker 1 is required to report:

- The entry of the correct customer/client order to sell the security (New Order event)
- The fill of the customer/client order to sell XYZ from the firm's error account (Trade event)
- The origination of an order to sell the shares of XYZ acquired from the customer (New Order event)
- The route of the sell order to an exchange (Order Route event)

The movement of the shares from the customer/client account to the error account is not reportable to CAT, as internal security movements and journal entries are not reportable to CAT.

#	Step	Reported Event	Comments
1	Customer/client routes an order to Broker 1 to sell 100 shares of XYZ		
2	Broker 1 enters an order to buy the security in error	<p><b>Broker 1 reports a <i>New Order event</i></b></p> <p>type: MENO  orderKeyDate: 20180501T000000  orderID: XYZ1234  symbol: XYZ  eventTimestamp:  20180501T153035.634456  manualFlag: true  electronicTimestamp:  20180501T153035.634456  deptType: T  side: B  price: 9.99  quantity: 100  orderType: LMT  timeInForce: DAY=20180501  tradingSession: REG  custDspIntrFlag: false  firmDesignatedID: CUST001  accountHolderType: I  affiliateFlag: false  negotiatedTradeFlag: false  representativeInd: N</p>	
3	Broker 1 routes the buy order to an exchange	<p><b>Broker 1 reports an <i>Order Route event</i></b></p> <p>type: MEOR  orderKeyDate: 20180501T000000  orderID: XYZ1234  symbol: XYZ  eventTimestamp:  20180501T153036.634456  manualFlag: false  senderIMID: 123:FRMA  destination: EXCH1  destinationType: E  routedOrderID: AO123  session: s5  side: B</p>	

#	Step	Reported Event	Comments
		price: 9.99 quantity: 100 orderType: LMT timeInForce: DAY=20180501 tradingSession: REG affiliateFlag: false isolInd: NA	
4	Exch 1 accepts the order from Broker 1	<i>Exch 1 reports a Participant Order Accepted event</i>	
5	Exch 1 executes the order	<i>Exch 1 reports a Participant Order Trade event</i>	
6	Broker 1 realizes the error and moves the 100 shares of XYZ to its error account	NA	The movement of the shares from the customer/client account to the error account is not reportable to CAT, as internal security movements and journal entries are not reportable to CAT.
7	Broker 1 reports the receipt of the correct customer/client sell order	<i>Broker 1 reports a New Order event</i>  type: MENO orderKeyDate: 20180501T000000 orderID: XYZ1235 symbol: XYZ eventTimestamp: 20180501T153035.634456 manualFlag: true electronicTimestamp: 20180501T153038.634456 deptType: T side: SL price: 9.99 quantity: 100 orderType: LMT timeInForce: DAY=20180501 tradingSession: REG custDsplNtrFlag: false firmDesignatedID: CUST001 accountHolderType: I affiliateFlag: false negotiatedTradeFlag: false representativeInd: N	
8	Broker 1 satisfies the original customer/client sell order at the price that XYZ was trading when the customer/client	<i>Broker 1 reports a Trade event</i>  type: MEOT tradeKeyDate: 20180501T000000 tradeID: TXYZ555	The <i>sellDetails</i> reflect the details of customer/client order XYZ1235. The <i>buyDetails</i> reflect the FDID of the firm's error account.

#	Step	Reported Event	Comments
	originally placed the order	symbol: XYZ eventTimestamp: 20180501T153038.634456 manualFlag: false cancelFlag: false cancelTimestamp: quantity: 100 price: 9.99 capacity: P tapeTradeID: TRF123 marketCenterID: DN sideDetailsInd: NA buyDetails: side: B firmDesignatedID: ERR123 accountHolderType: X sellDetails: orderKeyDate: 20180501T000000 orderID: XYZ1235 side: SL	
9	Broker 1 originates an order to sell the shares acquired from the customer in its error account	<i>Broker 1 reports a <b>New Order event</b></i>  type: MENO orderKeyDate: 20180501T000000 orderID: XYZ5678 symbol: XYZ eventTimestamp: 20180501T153039.134456 manualFlag: false deptType: T side: SL price: 9.99 quantity: 200 orderType: LMT timeInForce: DAY=20180501 tradingSession: REG custDspIntrFlag: false firmDesignatedID: ERR123 accountHolderType: X affiliateFlag: false negotiatedTradeFlag: false representativeInd: N	
10	Broker 1 routes the sell order to an exchange	<i>Broker 1 reports an <b>Order Route event</b></i>  type: MEOR	

#	Step	Reported Event	Comments
		orderKeyDate: 20180501T000000 orderID: XYZ5678 symbol: XYZ eventTimestamp: 20180501T153039.134456 manualFlag: false senderIMID: 123:FRMA destination: EXCH1 destinationType: E routedOrderID: AO124 session: s5 side: SL price: 9.99 quantity: 200 orderType: LMT timeInForce: DAY=20180501 tradingSession: REG affiliateFlag: false isoInd: NA	
11	Exch 1 accepts the proprietary order from Broker 1	<i>Exch 1 reports a Participant <b>Order Accepted</b> event</i>	
12	Exch 1 executes the order	<i>Exch 1 reports a Participant <b>Order Trade</b> event</i>	

**4.1.5 Industry Member Does Not Enter a Customer Order Until T+1**

This scenario illustrates the CAT reporting requirements when an Industry Member receives a customer/client order and does not enter the customer order until T+1. In this scenario, the customer/client places an order to buy 100 shares of XYZ over the phone, and in error, the Industry Member enters the order on T+1. The order is routed to an exchange for execution.

Once the Industry Member realizes that the customer is due a price adjustment, it moves the 100 shares of XYZ from the customer's/client's account to its error account, and executes the customer/client order out of its error account at the price the stock was trading when the customer/client originally placed the order.





Industry Member Broker 1 is required to report:

- The receipt of the customer/client order (New Order event)
- The route of the order to the exchange (Order Route event)
- The execution of the order from the firm's error account at a price of 9.98 (Trade event)

The movement of the shares from the customer/client account to the error account is not reportable to CAT, as internal security movements and journal entries are not reportable to CAT.

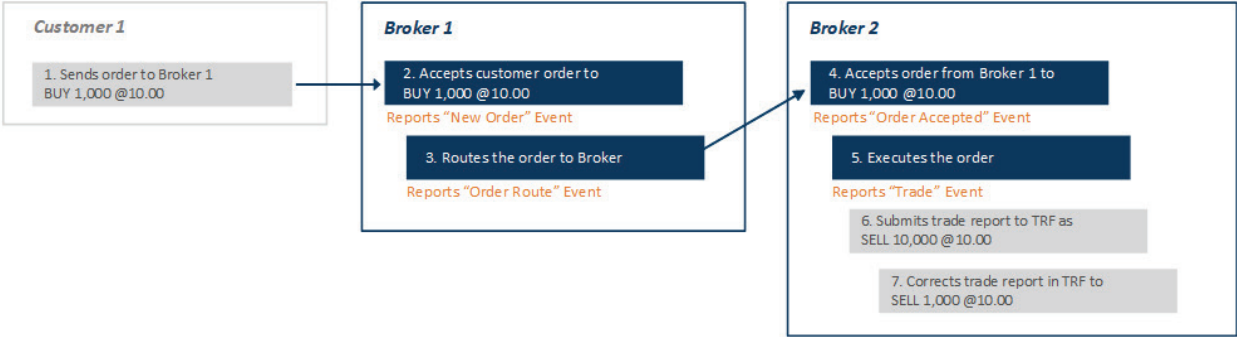
#	Step	Reported Event	Comments
1	Customer/client manually routes an order to Broker 1		
2	Broker 1 accepts the customer order, but does not enter the order until T+1	<p><i>Broker 1 reports a <b>New Order event</b></i></p> <p>type: MENO  orderKeyDate: 20180502T000000  orderID: XYZ1234  symbol: XYZ  eventTimestamp:  20180501T153035.634456  electronicTimestamp:  20180502T153035.634456  manualFlag: true  deptType: T  side: B  price: 9.98  quantity: 100  orderType: LMT  timeInForce: DAY=20180502  tradingSession: REG  custDspIntrFlag: false  firmDesignatedID: CUST001  accountHolderType: I  affiliateFlag: false  negotiatedTradeFlag: false  representativeInd: N</p>	

#	Step	Reported Event	Comments
3	Broker 1 routes the order to an exchange	<p><i>Broker 1 reports an <b>Order Route event</b></i></p> <p>type: MEOR  orderKeyDate: 20180502T000000  orderID: XYZ1234  symbol: XYZ  eventTimestamp: 20180502T153036.634456  manualFlag: false  senderIMID: 123:FRMA  destination: EXCH1  destinationType: E  routedOrderID: AO123  session: s1  side: B  price: 10.00  quantity: 100  orderType: LMT  timeInForce: DAY=20180502  tradingSession: REG  affiliateFlag: false  isolnd: NA</p>	
4	Exch 1 accepts the order from Broker 1	<i>Exch 1 reports a Participant <b>Order Accepted event</b></i>	
5	Exch 1 executes the order	<i>Exch 1 reports a Participant <b>Order Trade event</b></i>	
6	Broker 1 realizes that a price adjustment is needed and moves the 100 shares of XYZ to its error account	NA	The movement of the shares from the customer/client account to the error account is not reportable to CAT, as internal security movements and journal entries are not reportable to CAT.
7	Broker 1 executes the customer/client order from its error account @9.98	<p><i>Broker 1 reports a <b>Trade event</b></i></p> <p>type: MEOT  tradeKeyDate: 20180502T000000  tradeID: TXYZ557  symbol: XYZ  eventTimestamp: 20180502T153038.634456  manualFlag: false  cancelFlag: false  cancelTimestamp:  quantity: 100  price: 9.98</p>	The <i>buyDetails</i> reflect the details of customer/client order XYZ1234. The <i>sellDetails</i> reflect the FDID of the firm's error account.

#	Step	Reported Event	Comments
		capacity: P tapeTradeID: TRF127 marketCenterID: DN sideDetailsInd: NA buyDetails: orderKeyDate: 20180502T000000 orderID: XYZ1234 side: B sellDetails: side: SL firmDesignatedID: ERR123 accountHolderType: X	

**4.1.6 Correction of a Trade Incorrectly Reported to a TRF/ADF/ORF**

This scenario illustrates the CAT reporting requirements when an Industry Member makes a correction to a trade that was submitted to a TRF/ADF/ORF. In this scenario, Industry Member Broker 1 receives an order for 1,000 shares of XYZ at a price of 10.00 per share, and routes the order to Broker 2. Broker 2 executes the order at a price of 10.00 per share and reports the trade to the TRF, but incorrectly reports the trade as a sale of 10,000 shares at a price of 10.00. Broker 2 determines that the trade should have been reported with a quantity of 1,000 shares, and corrects the TRF report to reflect the correct shares quantity.



Industry Member Broker 1 is required to report:

- The receipt of an order for 1,000 shares (New Order event)
- The route of the order to Broker 2 (Order Route event)

Industry Member Broker 2 is required to report:

- The receipt of the order for 1,000 shares from Broker 1 (Order Accepted event)
- The execution of the order for 1,000 shares at a price of 10.00 (Trade event linking to the initially reported TRF report with a shares quantity of 10,000)

In its Trade event, Broker 2 should populate the *tapeTradeID* linking to the initially reported TRF report with an incorrect shares quantity of 10,000. In this scenario, Broker 2 is not required to submit any CAT reports reflecting the correction made in the TRF.

If the CAT Trade event was also submitted with an incorrect quantity of 10,000 shares, Broker 2 would be required to submit a correction to CAT correcting the quantity on the Trade event. Refer to Section 7.6 of the [CAT Reporting Technical Specifications for Industry Members](#) for instructions on submitting corrections to previously accepted CAT Events.

#	Step	Reported Event	Comments
1	Customer/client routes an order to Broker 1 to Buy 1,000 shares of XYZ @10.00		
2	Broker 1 accepts the customer order	<p><i>Broker 1 reports a <b>New Order event</b></i></p> <p>type: MENO  orderKeyDate: 20180501T000000  orderID: XYZ1234  symbol: XYZ  eventTimestamp: 20180501T153035.634456  manualFlag: false  deptType: T  side: B  price: 10.00  quantity: 1,000  orderType: LMT  timeInForce: DAY=20180501  tradingSession: REG  custDspIntrFlag: false  firmDesignatedID: CUST001  accountHolderType: I  affiliateFlag: false  negotiatedTradeFlag: false  representativeInd: N</p>	
3	Broker 1 routes the order to Broker 2	<p><i>Broker 1 reports an <b>Order Route event</b></i></p> <p>type: MEOR  orderKeyDate: 20180501T000000  orderID: XYZ1234  symbol: XYZ  eventTimestamp: 20180501T153036.634456  manualFlag: false</p>	

#	Step	Reported Event	Comments
		senderIMID: 123:FRMA destination: 456:FRMB destinationType: F routedOrderID: AO123 session: side: B price: 10.00 quantity: 1,000 orderType: LMT timeInForce: DAY=20180501 tradingSession: REG affiliateFlag: false isoInd: NA	
4	Broker 2 accepts the order from Broker 1	Broker 2 reports an <b>Order Accepted event</b>  type: MEOA orderKeyDate: 20180501T000000 orderID: O34567 symbol: XYZ eventTimestamp: 20180501T153036.634456 manualFlag: false receiverIMID: 456:FRMB senderIMID: 123:FRMA senderType: F routedOrderID: AO123 affiliateFlag: false deptType: T side: B price: 10.00 quantity: 1,000 orderType: LMT timeInForce: DAY=20180501 tradingSession: REG isoInd: NA custDspIntrFlag: false	
5	Broker 2 executes the trade @10.00	Broker 2 reports a <b>Trade event</b>  type: MEOT tradeKeyDate: 20180501T000000 tradeID: TXYZ555 symbol: XYZ eventTimestamp: 20180501T153038.634456 manualFlag: false	In its Trade event, Broker 2 should populate the <i>tapeTradeID</i> field linking to the initially submitted trade report with the incorrect quantity of 10,000

#	Step	Reported Event	Comments
		cancelFlag: false cancelTimestamp: quantity: 1,000 price: 10.00 capacity: P tapeTradeID: TRF123 marketCenterID: DN sideDetailsInd: NA buyDetails: orderKeyDate: 20180501T000000 orderID: O34567 side: B sellDetails: side: SL firmDesignatedID: PROP123 accountHolderType: P	
6	Broker 2 submits the trade to the TRF with an incorrect quantity of 10,000	NA	
7	Broker 2 corrects the TRF report to the correct quantity of 1,000	NA	

**4.2 Options Error Account Scenarios**

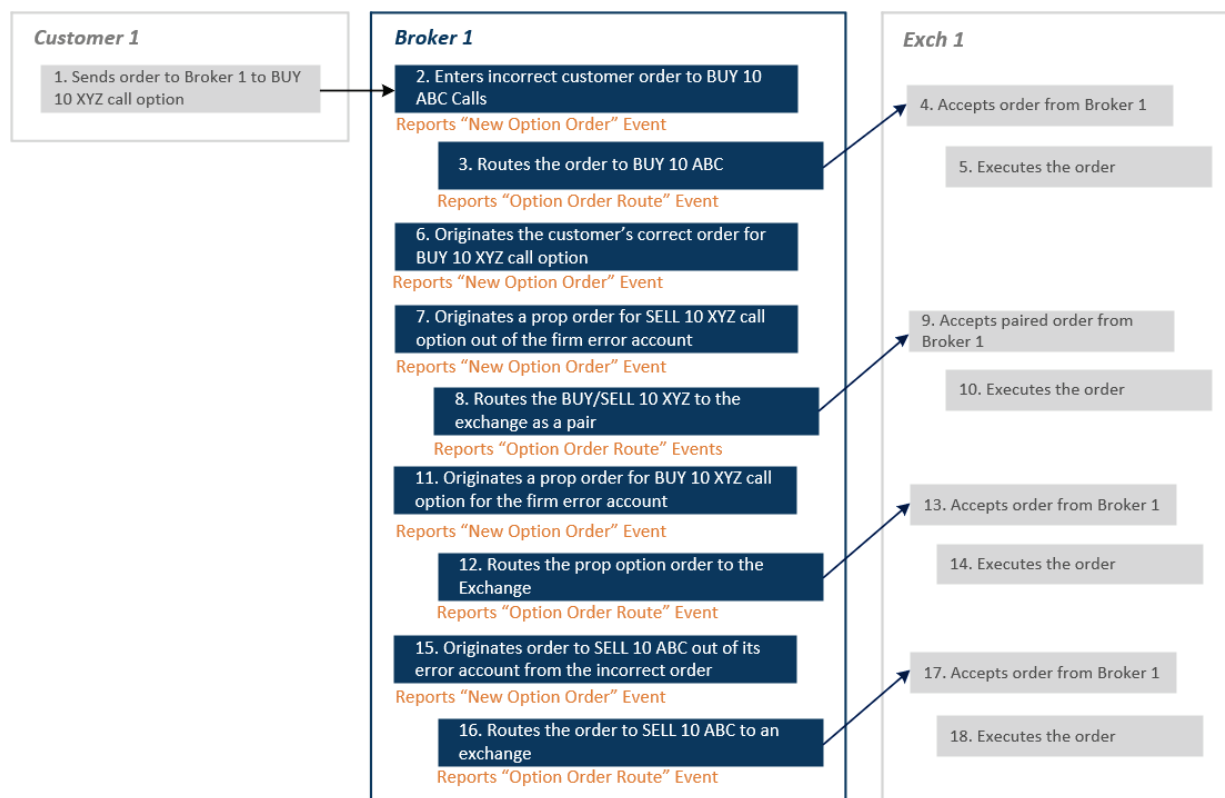
The following scenarios are representative only and do not represent all potential option error account scenarios.

**4.2.1 Industry Member Purchases the Wrong Option for a Customer in Error**

This scenario illustrates the CAT reporting requirements when an Industry Member receives a customer order and purchases the wrong option in error. In this scenario, the customer places an order to buy 10 contracts of XYZ 191220C00095000 over the phone, and in error, the Industry Member enters an order to buy 10 contracts of ABC 191220C00095000.

Once the Industry Member realizes the error, it moves 10 contracts of ABC 191220C00095000 from the customer’s account to its error account, and creates the correct customer order to buy 10 contracts of XYZ 191220C00095000. The Industry Member then originates a proprietary order in its error account to fill the order at the price the option was trading when the customer originally placed the order, and routes the orders as a pair to the exchange for execution.

The Industry Member then purchases 10 contracts of XYZ 191220C00095000 on the exchange for its error account to cover the contracts sold to the customer, and sells the 10 contracts of ABC 191220C00095000 purchased in error on the exchange from its error account.



When the firm places an order in error for option ABC 191220C00095000, Industry Member Broker 1 is required to report:

- The entry of the customer order to buy the wrong option (New Option Order event)
- The route of the order to buy the wrong option to an exchange (Option Order Route event)

When the firm realizes and corrects the error, Industry Member Broker 1 is required to report:

- The entry of the customer order to buy the correct option XYZ 191220C00095000 (New Option Order event)
- The origination of a proprietary order in its error account to sell XYZ 191220C00095000 to the customer at the price the option was trading when the customer order was originally placed (New Option Order event)
- The origination of an order to buy XYZ 191220C00095000 to cover the firm's error account (New Option Order event)
- The route of the buy order for XYZ 191220C00095000 to an exchange (Option Order Route event)

- The origination of an order to sell the contracts of ABC 191220C00095000 purchased in error (New Option Order event)
- The route of the sell order for ABC 191220C00095000 to an exchange (Option Order Route event)

The movement of the contracts from the customer account to the error account is not reportable to CAT, as internal security movements and journal entries are not reportable to CAT.

#	Step	Reported Event	Comments
1	Customer sends an order to Broker 1 to buy 10 contracts of XYZ 191220C00095000		
2	Broker 1 enters an order to buy the wrong security	<p><b>Broker 1 reports a <i>New Option Order event</i></b></p> <p>type: MONO  orderKeyDate: 20180417T000000  orderID: C56743  optionID: ABC 191220C00095000  eventTimestamp: 20180417T153033  manualFlag: true  electronicTimestamp: 20180417T153033.234456  deptType: A  side: B  price: 10.00  quantity: 10  orderType: LMT  timeInForce: DAY=20180417  tradingSession: REG  custDspIntrFlag: false  firmDesignatedID: CUST1234  accountHolderType: A  affiliateFlag: false  negotiatedTradeFlag: false  representativeInd: N</p>	
3	Broker 1 routes the order in the incorrect security to an exchange	<p><b>Broker 1 reports an <i>Option Order Route event</i></b></p> <p>type: MOOR  orderKeyDate: 20180417T000000  orderID: C56743  optionID: ABC 191220C00095000</p>	



#	Step	Reported Event	Comments
		eventTimestamp: 20180417T153033.234456 manualFlag: false senderIMID: 123:BRK1 destination: EXCH1 destinationType: E routedOrderID: AO226 session: sess-01 side: B price: 10.00 quantity: 10 orderType: LMT timeInForce: DAY=20180417 tradingSession: REG affiliateFlag: false isoInd: NA	
4	Exch 1 accepts the option order from Broker 1	<i>Exchange reports a Participant <b>Simple Option Order Accepted event</b></i>	
5	Exch 1 executes the full quantity of the option order	<i>Exchange reports a Participant <b>Simple Option Trade event</b></i>	
6	Broker 1 realizes the error and moves the contracts of ABC 191220C00095000 to its error account	NA	The movement of the contracts from the customer account to the error account is not reportable to CAT, as internal security movements and journal entries are not reportable to CAT.
7	Broker 1 reports the receipt of the correct customer order	<i>Broker 1 reports a <b>New Option Order event</b></i>  type: MONO orderKeyDate: 20180417T000000 orderID: C56987 optionID: XYZ 191220C00095000 eventTimestamp: 20180417T154536.234456 manualFlag: false deptType: A side: B price: 10.00 quantity: 10 orderType: LMT timeInForce: DAY=20180417 tradingSession: REG custDsplntrFlag: false firmDesignatedID: CUST1234 accountHolderType: A	

#	Step	Reported Event	Comments
		affiliateFlag: false negotiatedTradeFlag: false representativeInd: N	
8	Broker 1 reports the origination of a proprietary sell order in its error account	<i>Broker 1 reports a <b>New Option Order event</b></i>  type: MONO orderKeyDate: 20180417T000000 orderID: P56658 optionID: XYZ 191220C00095000 eventTimestamp: 20180417T154536.234456 manualFlag: false deptType: T side: S price: 10.00 quantity: 10 orderType: LMT timeInForce: DAY=20180417 tradingSession: REG custDsplIntrFlag: false firmDesignatedID: ERRACT accountHolderType: X affiliateFlag: false negotiatedTradeFlag: false representativeInd: N	
9	Broker 1 routes the orders as a pair to the exchange for execution	<i>Broker 1 reports an <b>Option Order Route event (1/2)</b></i>  type: MOOR orderKeyDate: 20180417T000000 orderID: C56987 optionID: XYZ 191220C00095000 eventTimestamp: 20180417T154536.234456 senderIMID: 456: BRKRA destination: EXCHANGE destinationType: E routedOrderID: RT4210 session: EFGH4567 side: B price: 10.00 quantity: 10 orderType: LMT timeInForce: DAY=20180417 tradingSession: REG	

#	Step	Reported Event	Comments
		<p>exchOriginCode: C  affiliateFlag: false  openCloseIndicator: Open  pairedOrderID: ORD234</p> <p><b>Broker 1 reports an Option Order Route event (2/2)</b></p> <p>type: MOOR  orderKeyDate: 20180417T000000  orderID: C56987  optionID: XYZ 191220C00095000  eventTimestamp:  20180417T154536.234456  senderIMID: 456: BRKRA  destination: EXCHANGE  destinationType: E  routedOrderID: RT4210  session: EFGH4567  side: S  price: 10.00  quantity: 10  orderType: LMT  timeInForce: DAY=20180417  tradingSession: REG  exchOriginCode: C  affiliateFlag: false  openCloseIndicator: Open  pairedOrderID: ORD234</p>	
10	Exch 1 accepts the paired option orders from Broker 1	<b>Exchange reports a Participant Simple Option Order Accepted events</b>	
11	Exch 1 executes the full quantity of the option order	<b>Exchange reports a Participant Simple Option Trade event</b>	
12	Broker 1 originates a proprietary buy order to cover its error account	<p><b>Broker 1 reports a New Option Order event</b></p> <p>type: MONO  orderKeyDate: 20180417T000000  orderID: P56743  optionID: XYZ 191220C00095000  eventTimestamp:  20180417T154836.234456  manualFlag: false  deptType: T</p>	

#	Step	Reported Event	Comments
		side: B price: 10.00 quantity: 10 orderType: LMT timeInForce: DAY=20180417 tradingSession: REG custDsplIntrFlag: false firmDesignatedID: ERRACT accountHolderType: X affiliateFlag: false negotiatedTradeFlag: false representativeInd: N	
13	Broker 1 routes the order to an exchange	<i>Broker 1 reports an <b>Option Order Route event</b></i>  type: MOOR orderKeyDate: 20180417T000000 orderID: P56743 optionID: XYZ 191220C00095000 eventTimestamp: 20180417T154836.234456 manualFlag: false senderIMID: 123:BRK1 destination: EXCH1 destinationType: E routedOrderID: AO228 session: sess-01 side: B price: 10.00 quantity: 10 orderType: LMT timeInForce: DAY=20180417 tradingSession: REG affiliateFlag: false isoInd: NA	
14	Exch 1 accepts the option order from Broker 1	<i>Exchange reports a Participant <b>Simple Option Order Accepted event</b></i>	
15	Exch 1 executes the full quantity of the option order	<i>Exchange reports a Participant <b>Simple Option Trade event</b></i>	
16	Broker 1 originates a proprietary sell order to sell the contracts purchased in error	<i>Broker 1 reports a <b>New Option Order event</b></i>  type: MONO orderKeyDate: 20180417T000000	

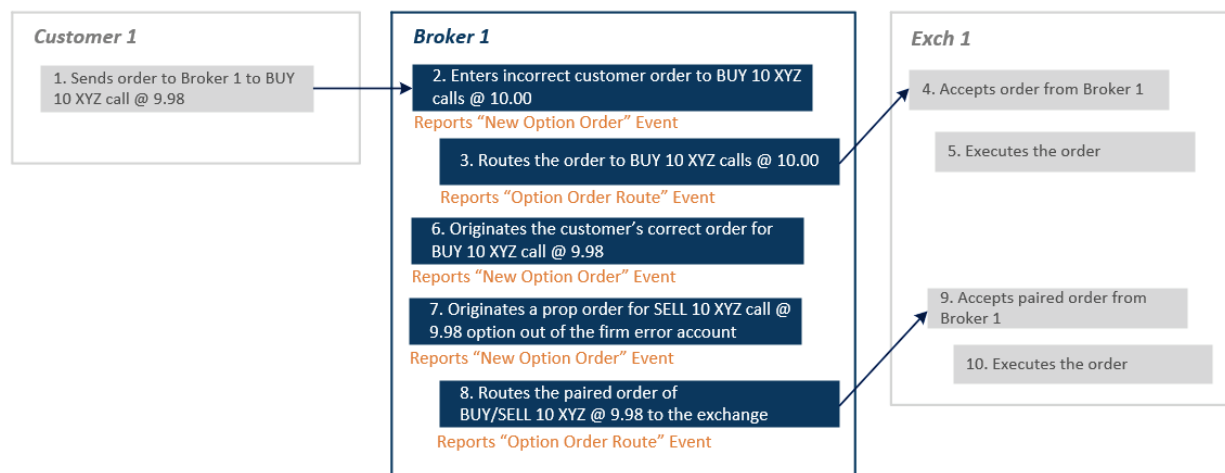
#	Step	Reported Event	Comments
		orderID: P56052 optionID: ABC 191220C00095000 eventTimestamp: 20180417T155136.234456 manualFlag: false deptType: T side: S price: 10.00 quantity: 10 orderType: LMT timeInForce: DAY=20180417 tradingSession: REG custDspIntrFlag: false firmDesignatedID: ERRACT accountHolderType: X affiliateFlag: false negotiatedTradeFlag: false representativeInd: N	
17	Broker 1 routes the order to an exchange	<i>Broker 1 reports an <b>Option Order Route event</b></i>  type: MOOR orderKeyDate: 20180417T000000 orderID: P56052 optionID: ABC 191220C00095000 eventTimestamp: 20180417T155136.234456 manualFlag: false senderIMID: 123:BRK1 destination: EXCH1 destinationType: E routedOrderID: AO229 session: sess-01 side: S price: 10.00 quantity: 10 orderType: LMT timeInForce: DAY=20180417 tradingSession: REG affiliateFlag: false isoInd: NA	
18	Exch 1 accepts the option order from Broker 1	<i>Exchange reports a Participant <b>Simple Option Order Accepted event</b></i>	
19	Exch 1 executes the full quantity of the	<i>Exchange reports a Participant <b>Simple Option Trade event</b></i>	

#	Step	Reported Event	Comments
	option order		

#### 4.2.2 Price Adjustment of a Customer Order

This scenario illustrates the CAT reporting requirements when an Industry Member makes a price adjustment to a customer order routing a new order to the exchange. In this scenario, Industry Member Broker 1 receives a customer order to buy 10 contracts of XYZ 191220C00095000, and routes the order to the exchange for execution at a price of 10.00 per contract.

Industry Member Broker 1 determines that the customer should have received a price of 9.98 per contract, and moves the 10 contracts executed at a price of 10.00 from the customer account to its error account. To effect the price adjustment to the customer, Industry Member Broker 1 creates a new customer order to buy 10 contracts of XYZ 191220C00095000 at 9.98, and originates new proprietary order to sell 10 contracts to the customer out of its error account at 9.98. The orders are routed to the exchange as a pair for execution.



When the customer order is filled at the wrong price, Industry Member Broker 1 is required to report:

- The receipt of the original customer order (New Option Order event)
- The route of the original customer order to the exchange (Option Order Route event)

When the firm realizes the error and corrects the price, Industry Member Broker 1 is required to report:

- The origination of a new customer order at the correct price (New Option Order event)
- The origination of a proprietary order in its error account to sell the contracts to the customer at the correct price (New Option Order event)

The movement of the contracts from the customer account to the error account is not reportable to CAT, as internal security movements and journal entries are not reportable to CAT.

#	Step	Reported Event	Comments
1	Customer sends an order to Broker 1 to Buy 10 contracts @9.98		
2	Broker 1 accepts the customer order and enters the wrong price	<p><b>Broker 1 reports a <i>New Option Order event</i></b></p> <p>type: MONO  orderKeyDate: 20180417T000000  orderID: C56743  optionID: XYZ 191220C00095000  eventTimestamp: 20180417T153033  manualFlag: true  electronicTimestamp: 20180417T153033.234456  deptType: A  side: B  price: 10.00  quantity: 10  orderType: LMT  timeInForce: DAY=20180417  tradingSession: REG  custDsplntrFlag: false  firmDesignatedID: CUST1234  accountHolderType: A  affiliateFlag: false  negotiatedTradeFlag: false  representativeInd: N</p>	
3	Broker 1 routes the order to the exchange	<p><b>Broker 1 reports an <i>Option Order Route event</i></b></p> <p>type: MOOR  orderKeyDate: 20180417T000000  orderID: C56743  optionID: XYZ 191220C00095000  eventTimestamp: 20180417T153033.234456  manualFlag: false  senderIMID: 123:BRK1  destination: EXCH1  destinationType: E  routedOrderID: AO226  session: sess-01</p>	

#	Step	Reported Event	Comments
		side: B price: 10.00 quantity: 10 orderType: LMT timeInForce: DAY=20180417 tradingSession: REG affiliateFlag: false isoInd: NA	
4	Exch 1 accepts the option order from Broker 1	<i>Exchange reports a Participant <b>Simple Option Order Accepted event</b></i>	
5	Exch 1 executes the full quantity of the option order @ 10.00	<i>Exchange reports a Participant <b>Simple Option Trade event</b></i>	
6	Broker 1 realizes the error and moves the contracts executed @10.00 to its error account	NA	The movement of the contracts from the customer account to the error account is not reportable to CAT, as internal security movements and journal entries are not reportable to CAT.
7	Broker 1 reports the receipt of the customer order at the correct price	<i>Broker 1 reports a <b>New Option Order event</b></i>  type: MONO orderKeyDate: 20180417T000000 orderID: C56987 optionID: XYZ 191220C00095000 eventTimestamp: 20180417T154536.234456 manualFlag: false deptType: A side: B price: 9.98 quantity: 10 orderType: LMT timeInForce: DAY=20180417 tradingSession: REG custDsplntrFlag: false firmDesignatedID: CUST1234 accountHolderType: A affiliateFlag: false negotiatedTradeFlag: false representativeInd: N	
8	Broker 1 reports the origination of a proprietary order in its error account to sell the contracts to the	<i>Broker 1 reports a <b>New Option Order event</b></i>  type: MONO	



#	Step	Reported Event	Comments
	customer at the correct price	orderKeyDate: 20180417T000000 orderID: P56658 optionID: XYZ 191220C00095000 eventTimestamp: 20180417T154536.234456 manualFlag: false deptType: T side: S price: 9.98 quantity: 10 orderType: LMT timeInForce: DAY=20180417 tradingSession: REG custDsplntrFlag: false firmDesignatedID: ERRACT accountHolderType: X affiliateFlag: false negotiatedTradeFlag: false representativeInd: N	
9	Broker 1 routes the orders as a pair to the exchange for execution	<p><b>Broker 1 reports an Option Order Route event (1/2)</b></p> type: MOOR orderKeyDate: 20180417T000000 orderID: C56987 optionID: XYZ 191220C00095000 eventTimestamp: 20180417T154536.234456 senderIMID: 456: BRKRA destination: EXCHANGE destinationType: E routedOrderID: RT4210 session: EFGH4567 side: B price: 9.98 quantity: 10 orderType: LMT timeInForce: DAY=20180417 tradingSession: REG exchOriginCode: C affiliateFlag: false openCloseIndicator: Open pairedOrderID: ORD890	<p><b>Broker 1 reports an Option Order Route event (2/2)</b></p>

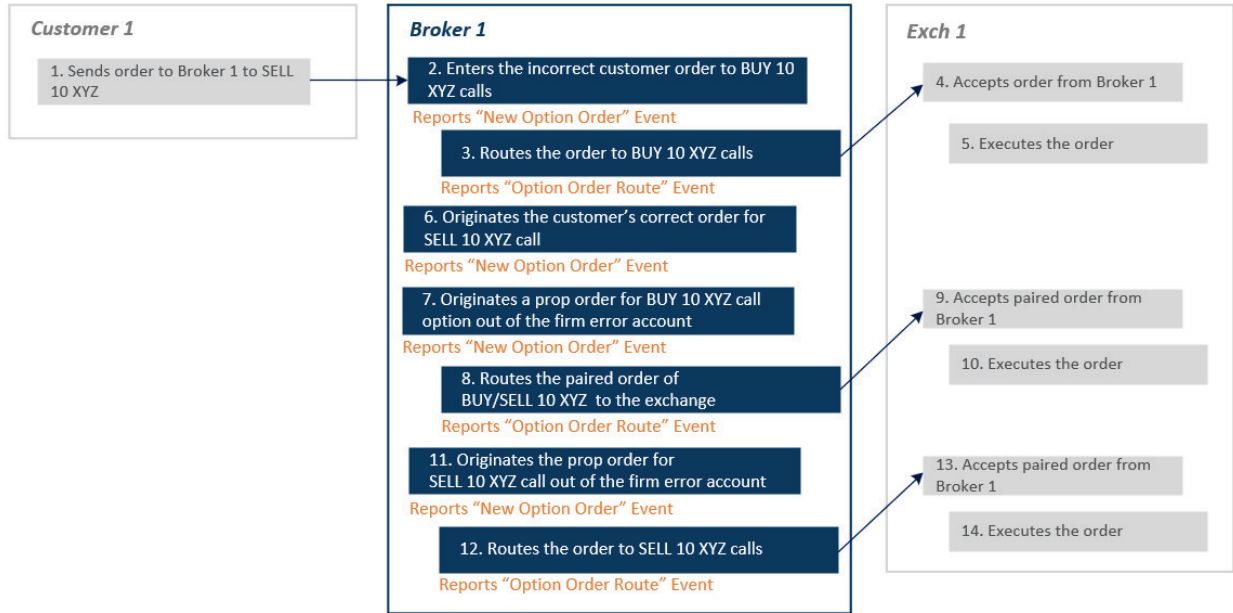
#	Step	Reported Event	Comments
		type: MOOR orderKeyDate: 20180417T000000 orderID: P56658 optionID: XYZ 191220C00095000 eventTimestamp: 20180418T154536.234456 senderIMID: 456: BRKRA destination: EXCHANGE destinationType: E routedOrderID: RT4215 session: EFGH4567 side: S price: 9.98 quantity: 10 orderType: LMT timeInForce: DAY=20180417 tradingSession: REG exchOriginCode: F affiliateFlag: false openCloseIndicator: Open pairedOrderID: ORD890	
10	Exch 1 accepts the option order from Broker 1	<i>Exchange reports a Participant <b>Simple Option Order Accepted event</b></i>	
11	Exch 1 executes the full quantity of the option order	<i>Exchange reports a Participant <b>Simple Option Trade event</b></i>	

**4.2.3 Industry Member Enters the Incorrect Side on a Customer Order in Error**

This scenario illustrates the CAT reporting requirements when an Industry Member receives a customer order and enters the incorrect side in error. In this scenario, the customer places an order to sell 10 contracts of XYZ 191220C00095000 over the phone, and in error, the Industry Member enters an order to buy 10 contracts of XYZ 191220C00095000. The order is routed to an exchange for execution.

Once the Industry Member realizes the error, it moves the 10 contracts purchased in error from the customer’s account to its error account and creates the correct customer order to sell 10 contracts of XYZ 191220C00095000. The Industry Member then originates a proprietary order in its error account to fill the sell order at the price the option was trading when the customer originally placed the order, and routes the orders as a pair to the exchange for execution.

The Industry Member then sells 20 contracts out of its error account on an exchange to cover the contracts acquired from the customer.



When the firm places an order in error to buy XYZ 191220C00095000, Industry Member Broker 1 is required to report:

- The entry of the customer order to buy the contracts in error (New Option Order event)
- The route of the buy order to an exchange (Option Order Route event)

When the firm realizes and corrects the error, Industry Member Broker 1 is required to report:

- The entry of the correct customer order to sell the contracts (New Option Order event)
- The origination of a proprietary order in its error account to buy the contracts from the customer at the price the option was trading when the customer order was originally placed (New Option Order event)
- The origination of an order to sell the contracts acquired from the customer (New Option Order event)
- The route of the sell order to an exchange (Option Order Route event)

The movement of the contracts from the customer account to the error account is not reportable to CAT, as internal security movements and journal entries are not reportable to CAT.

#	Step	Reported Event	Comments
1	Customer sends an order to Broker 1 to sell 10 contracts of XYZ		

#	Step	Reported Event	Comments
	191220C00095000		
2	Broker 1 enters an order to buy the security in error	<p><i>Broker 1 reports a <b>New Option Order event</b></i></p> <p>type: MONO  orderKeyDate: 20180417T000000  orderID: C56743  optionID: XYZ 191220C00095000  eventTimestamp: 20180417T153033  manualFlag: true  electronicTimestamp: 20180417T153033.234456  deptType: A  side: B  price: 10.00  quantity: 10  orderType: LMT  timeInForce: DAY=20180417  tradingSession: REG  custDspIntrFlag: false  firmDesignatedID: CUST1234  accountHolderType: A  affiliateFlag: false  negotiatedTradeFlag: false  representativeInd: N</p>	
3	Broker 1 routes the order to an exchange	<p><i>Broker 1 reports an <b>Option Order Route event</b></i></p> <p>type: MOOR  orderKeyDate: 20180417T000000  orderID: C56743  optionID: XYZ 191220C00095000  eventTimestamp: 20180417T153033.234456  manualFlag: false  senderIMID: 123:BRK1  destination: EXCH1  destinationType: E  routedOrderID: AO226  session: sess-01  side: B  price: 10.00  quantity: 10  orderType: LMT  timeInForce: DAY=20180417  tradingSession: REG</p>	

#	Step	Reported Event	Comments
		affiliateFlag: false isoInd: NA	
4	Exch 1 accepts the option order from Broker 1	<i>Exchange reports a Participant <b>Simple Option Order Accepted event</b></i>	
5	Exch 1 executes the full quantity of the option order	<i>Exchange reports a Participant <b>Simple Option Trade event</b></i>	
6	Broker 1 realizes the error and moves the contracts of ABC 191220C00095000 to its error account	NA	The movement of the contracts from the customer account to the error account is not reportable to CAT, as internal security movements and journal entries are not reportable to CAT.
7	Broker 1 reports the receipt of the correct customer sell order	<i>Broker 1 reports a <b>New Option Order event</b></i>  type: MONO orderKeyDate: 20180417T000000 orderID: C56987 optionID: XYZ 191220C00095000 eventTimestamp: 20180417T154536.234456 manualFlag: false deptType: A side: S price: 10.00 quantity: 10 orderType: LMT timeInForce: DAY=20180417 tradingSession: REG custDspIntrFlag: false firmDesignatedID: CUST1234 accountHolderType: A affiliateFlag: false negotiatedTradeFlag: false representativeInd: N	
8	Broker 1 reports the origination of a proprietary buy order in its error account	<i>Broker 1 reports a <b>New Option Order event</b></i>  type: MONO orderKeyDate: 20180417T000000 orderID: P56658 optionID: XYZ 191220C00095000 eventTimestamp: 20180417T154536.234456 manualFlag: false	

#	Step	Reported Event	Comments
		deptType: T side: B price: 10.00 quantity: 10 orderType: LMT timeInForce: DAY=20180417 tradingSession: REG custDsplIntrFlag: false firmDesignatedID: ERRACT accountHolderType: X affiliateFlag: false negotiatedTradeFlag: false representativeInd: N	
9	Broker 1 routes the orders as a pair to the exchange for execution	<i>Broker 1 reports an <b>Option Order Route event (1/2)</b></i>  type: MOOR orderKeyDate: 20210528T000000 orderID: P56658 optionID: XYZ 191220C00095000 eventTimestamp: 20180417T154540.234456 senderIMID: 456: BRKRA destination: EXCHANGE destinationType: E routedOrderID: RT4210 session: EFGH4567 side: B price: 10.00 quantity: 10 orderType: LMT timeInForce: DAY=20180417 tradingSession: REG exchOriginCode: C affiliateFlag: false openCloseIndicator: Open pairedOrderID: ORD123  <i>Broker 1 reports an <b>Option Order Route event (2/2)</b></i>  type: MOOR orderKeyDate: 20210528T000000 orderID: C56987 optionID: XYZ 191220C00095000 eventTimestamp: 20180417T154540.234456	

#	Step	Reported Event	Comments
		senderIMID: 456: BRKRA destination: EXCHANGE destinationType: E routedOrderID: RT4215 session: EFGH4567 side: S price: 10.00 quantity: 10 orderType: LMT timeInForce: timeInForce: DAY=20180417 tradingSession: REG exchOriginCode: F affiliateFlag: false openCloseIndicator: Open pairedOrderID: ORD123	
10	Exch 1 accepts the paired option orders from Broker 1	<i>Exchange reports a Participant <b>Simple Option Order Accepted events</b></i>	
11	Exch 1 executes the full quantity of the option order	<i>Exchange reports a Participant <b>Simple Option Trade event</b></i>	
12	Broker 1 originates a proprietary sell order to sell the incorrectly purchased contracts out of its error account	<i>Broker 1 reports a <b>New Option Order event</b></i>  type: MONO orderKeyDate: 20180417T000000 orderID: P56743 optionID: XYZ 191220C00095000 eventTimestamp: 20180417T154836.234456 manualFlag: false deptType: T side: S price: 10.00 quantity: 10 orderType: LMT timeInForce: DAY=20180417 tradingSession: REG custDsplIntrFlag: false firmDesignatedID: ERRACT accountHolderType: X affiliateFlag: false negotiatedTradeFlag: false representativeInd: N	
13	Broker 1 routes the order to an exchange	<i>Broker 1 reports an <b>Option Order Route event</b></i>	

#	Step	Reported Event	Comments
		type: MOOR orderKeyDate: 20180417T000000 orderID: P56743 optionID: XYZ 191220C00095000 eventTimestamp: 20180417T154836.234456 manualFlag: false senderIMID: 123:BRK1 destination: EXCH1 destinationType: E routedOrderID: AO228 session: sess-01 side: S price: 10.00 quantity: 10 orderType: LMT timeInForce: DAY=20180417 tradingSession: REG affiliateFlag: false isoInd: NA	
14	Exch 1 accepts the option order from Broker 1	<i>Exchange reports a Participant <b>Simple Option Order Accepted event</b></i>	
15	Exch 1 executes the full quantity of the option order	<i>Exchange reports a Participant <b>Simple Option Trade event</b></i>	

**4.2.4 Industry Member Does Not Enter a Customer Order Until T+1**

This scenario illustrates the CAT reporting requirements when an Industry Member receives a customer order and does not enter the customer order until T+1. In this scenario, the customer places an order to buy 10 contracts of XYZ 191220C00095000 over the phone, and in error, the Industry Member enters the order on T+1. The order is routed to an exchange for execution.

Once the Industry Member realizes that the customer is due a price adjustment, the Industry Member originates a proprietary order in its error account to fill the buy order at the price the option was trading when the customer originally placed the order, and routes the orders as a pair to the exchange for execution.





When entering the original customer order, Industry Member Broker 1 is required to report:

- The receipt of the customer order (New Option Order event)
- The route of the customer order to the exchange (Order Route event)

When the firm corrects the price, Industry Member Broker 1 is required to report:

- The origination of a new customer order at the correct price (New Option Order event)
- The origination of a proprietary order in its error account to sell the contracts to the customer at the correct price (New Option Order event)

The movement of the contracts from the customer account to the error account is not reportable to CAT, as internal security movements and journal entries are not reportable to CAT.

#	Step	Reported Event	Comments
1	Customer sends an order to Broker 1		
2	Broker 1 accepts the customer order, but does not enter the order until T+1	<p><b>Broker 1 reports a <i>New Option Order</i> event</b></p> <p>type: MONO  orderKeyDate: 20211001T000000  orderID: C56743  optionID: XYZ 211220C00095000  eventTimestamp: 20211001T153033  manualFlag: true  electronicTimestamp: 20211002T103033.234456</p>	

#	Step	Reported Event	Comments
		deptType: A side: B price: 10.00 quantity: 10 orderType: LMT timeInForce: DAY=20211002 tradingSession: REG custDsplIntrFlag: false firmDesignatedID: CUST1234 accountHolderType: A affiliateFlag: false negotiatedTradeFlag: false representativeInd: N	
3	Broker 1 routes the order to the exchange	<i>Broker 1 reports an <b>Option Order Route event</b></i> type: MOOR orderKeyDate: 20211001T000000 orderID: C56743 optionID: XYZ 211220C00095000 eventTimestamp: 20211001T103033 manualFlag: false electronicTimestamp: 20211002T103033.234459 senderIMID: 123:BRK1 destination: EXCH1 destinationType: E routedOrderID: AO226 session: sess-01 side: B price: 10.00 quantity: 10 orderType: LMT timeInForce: DAY=20211002 tradingSession: REG affiliateFlag: false isoInd: NA	
4	Exch 1 accepts the option order from Broker 1	<i>Exchange reports a Participant <b>Simple Option Order Accepted event</b></i>	
5	Exch 1 executes the full quantity of the option order	<i>Exchange reports a Participant <b>Simple Option Trade event</b></i>	
6	Broker 1 moves the contracts executed to	NA	The movement of the contracts from the customer account to the error account

#	Step	Reported Event	Comments
	its error account for a price adjustment		is not reportable to CAT, as internal security movements and journal entries are not reportable to CAT.
7	Broker 1 reports the receipt of the customer order at yesterday's price	<p><i>Broker 1 reports a <b>New Option Order event</b></i></p> <p>type: MONO  orderKeyDate: 20211002T000000  orderID: C56987  optionID: XYZ 211220C00095000  eventTimestamp: 20211002T154536.234456  manualFlag: false  deptType: A  side: B  price: 9.98  quantity: 10  orderType: LMT  timeInForce: DAY=20211002  tradingSession: REG  custDsplntrFlag: false  firmDesignatedID: CUST1234  accountHolderType: A  affiliateFlag: false  negotiatedTradeFlag: false  representativeInd: N</p>	
8	Broker 1 reports the origination of a proprietary order in its error account to sell the contracts to the customer at yesterday's price	<p><i>Broker 1 reports a <b>New Option Order event</b></i></p> <p>type: MONO  orderKeyDate: 20211002T000000  orderID: P56658  optionID: XYZ 211220C00095000  eventTimestamp: 20211002T154536.234456  manualFlag: false  deptType: T  side: S  price: 9.98  quantity: 10  orderType: LMT  timeInForce: DAY=20211002  tradingSession: REG  custDsplntrFlag: false  firmDesignatedID: ERRACT  accountHolderType: X  affiliateFlag: false  negotiatedTradeFlag: false</p>	

#	Step	Reported Event	Comments
		representativeInd: N	
9	Broker 1 routes the orders as a pair to the exchange for execution	<p><i>Broker 1 reports an <b>Option Order Route event (1/2)</b></i></p> <p>type: MOOR  orderKeyDate: 20211002T000000  orderID: C56987  optionID: XYZ 211220C00095000  eventTimestamp:  20211002T154536.234456  senderIMID: 456:BRKRA  destination: EXCHANGE  destinationType: E  routedOrderID: RT4210  session: EFGH4567  side: B  price: 10.00  quantity: 10  orderType: LMT  timeInForce: DAY=20211002  tradingSession: REG  exchOriginCode: C  affiliateFlag: false  openCloseIndicator: Open  pairedOrderID: ORD567</p> <p><i>Broker 1 reports an <b>Option Order Route event (2/2)</b></i></p> <p>type: MOOR  orderKeyDate: 20211002T000000  orderID: P56658  optionID: XYZ 211220C00095000  eventTimestamp:  20211002T154536.234456  senderIMID: 456:BRKRA  destination: EXCHANGE  destinationType: E  routedOrderID: RT4215  session: EFGH4567  side: S  price: 10.00  quantity: 10  orderType: LMT  timeInForce: DAY=20211002  tradingSession: REG  exchOriginCode: F</p>	

#	Step	Reported Event	Comments
		affiliateFlag: false openCloseIndicator: Open pairedOrderID: ORD567	
10	Exch 1 accepts the option order from Broker 1	<i>Exchange reports a Participant <b>Simple Option Order Accepted event</b></i>	
11	Exch 1 executes the full quantity of the option order	<i>Exchange reports a Participant <b>Simple Option Trade event</b></i>	

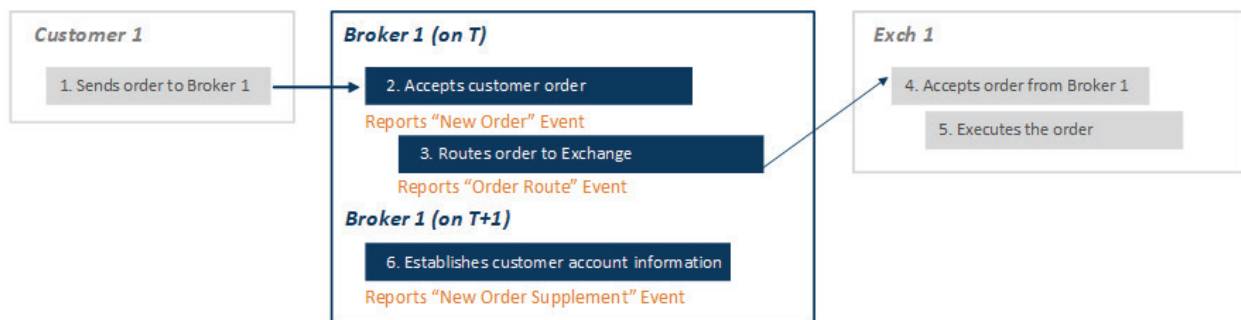
## 5 FDID Scenarios

This section illustrates reporting requirements when populating the *firmDesignatedID* field (“FDID”). These scenarios are applicable to equivalent equities and options order flows. Refer to Section 2.4.2 of the [CAT Reporting Technical Specifications for Industry Members](#), along with [Published FDID guidance](#) and [Section M of the CAT FAQs regarding FDIDs](#) for additional information.

### 5.1.1 An Order is Received from a New Customer and an Account Number is not Finalized Until a Later Date

This scenario illustrates the CAT reporting requirements when an Industry Member receives an order from a new customer for which an account number is not yet established, and does not become finalized until a later date.

In this scenario, the Industry Member must report the receipt of the customer order on T, and the FDID must be populated with a value of “PENDING”, indicating that an account number for this customer is not yet established. Once the account number is established on T+1, the Industry Member must report a New Order Supplement event with the FDID of the newly established account.



Industry Member Broker 1 is required to report:

- The receipt of the customer order, indicating that an account number is not yet established (New Order event)
- The route of the customer/ order to the exchange (Order Route event)
- The FDID of the customer account after the account number has been finalized (New Order Supplement event)

In this scenario, the customer is an individual retail customer, which is reflected with an *accountHolderType* value of “1”. However, the reporting requirements in this scenario are not limited to retail customers.

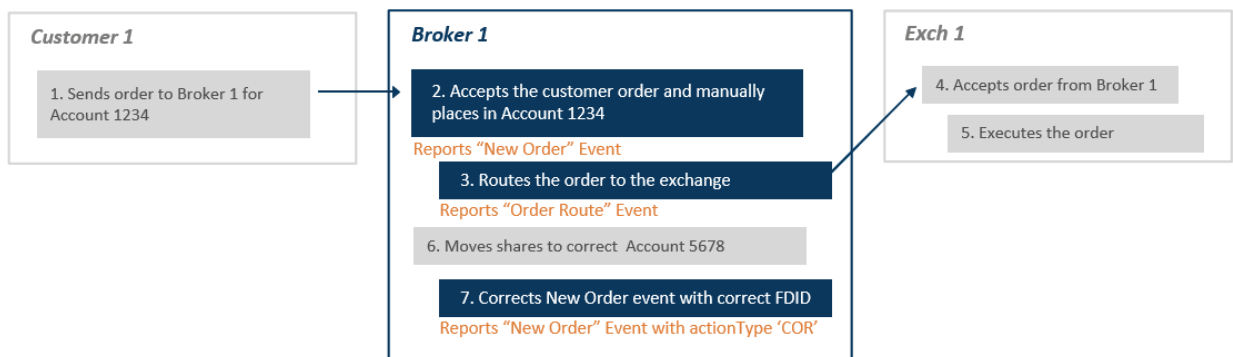
If an Industry Member is unable to submit a New Order Supplement event once the FDID becomes available, the Industry Member may report this activity by submitting a “COR” event reflecting the update in FDID. However, CAT will be unable to distinguish that the COR record is an update of a “PENDING” FDID value, and will categorize the event as a firm initiated error correction.

#	Step	Reported Event	Comments
1	Customer sends a Buy order to Broker 1	NA	
2	On T, Broker 1 accepts the customer order, and indicates that an account number has not yet been established	<p><b>Broker 1 reports a <i>New Order event</i></b></p> <p>type: MENO  orderKeyDate: 20180417T000000  orderID: O11111  symbol: XYZ  eventTimestamp: 20180417T153035.234456  manualFlag: false  deptType: A  side: B  price: 10.00  quantity: 500  orderType: LMT  timeInForce: DAY=20180417  tradingSession: REG  custDsplntrFlag: false  firmDesignatedID: PENDING  accountHolderType: I  affiliateFlag: false  negotiatedTradeFlag: false  representativeInd: N</p>	Broker 1 must populate a value of "PENDING" in the FDID field to indicate that an account number is not yet established, and that the FDID will be reported in a New Order Supplement event once the account number has been established.
3	Broker 1 routes the order to exchange EXCH1	<p><b>Broker 1 (IMID = FRMA) reports an <i>Order Route event</i></b></p> <p>type: MEOR  orderKeyDate: 20180417T000000  orderID: O11111  symbol: XYZ  eventTimestamp: 20180417T153035.234556  manualFlag: false  senderIMID: 123:FRMA  destination: EXCH1  destinationType: E  routedOrderID: XYZO555  session: s5  side: B  price: 10.00  quantity: 500  orderType: LMT  timeInForce: DAY=20180417  tradingSession: REG  affiliateFlag: false</p>	

#	Step	Reported Event	Comments
		isoInd: NA handlingInstructions:	
4	The Exchange accepts the order from Broker 1	<b>EXCH1 reports a Participant Order Accepted event</b>	
5	The Exchange executes the order	<b>EXCH1 reports a Participant Order Trade event</b>	
6	On T+1, Broker 1 finalizes the account number and reports the FDID to CAT	<b>Broker 1 reports a New Order Supplement event</b>  type: MENOS orderKeyDate: 20180417T000000 orderID: O11111 symbol: XYZ eventTimestamp: 20180417T153035.234456 aggregatedOrders: firmDesignatedID: CUST1234	Once an account number is established on T+1, Broker 1 reports the FDID to CAT in a New Order Supplement event.  When reporting a New Order Supplement event to establish an FDID for an account, the <i>aggregatedOrders</i> field must not be populated.  The <i>orderKeyDate</i> is the date and time that the Order Key for the related New Order event was generated, which is T.  The <i>eventTimestamp</i> in the New Order Supplement event must match the <i>eventTimestamp</i> value reported on the New Order event.

### 5.1.2 Order is Entered in the Wrong Account

This scenario illustrates the CAT reporting requirements when an Industry Member places an order for a customer in the wrong account. In this scenario, the Industry Member receives a customer order and manually places the order for the incorrect customer account. The firm routes the order to an exchange for execution. The Industry Member reports the order to CAT with the FDID of the incorrect account. After the order is reported to CAT, the Industry Member realizes the error, and moves the shares to the correct account.



Industry Member Broker 1 is required to report:



- The receipt of the customer order with the FDID of the incorrect account (New Order event)
- The route of the customer order to the exchange (Order Route event)
- The correction of the FDID reported to CAT (New Order event with *actionType* 'COR')

Since the relevant events had already been reported to CAT, the Industry Member must correct the FDID by reporting a firm-initiated correction of the New Order event using an *actionType* of 'COR'. If the Industry Member had realized and corrected the error prior to submission, the Industry Member would be required to report the correct FDID in its New Order event.

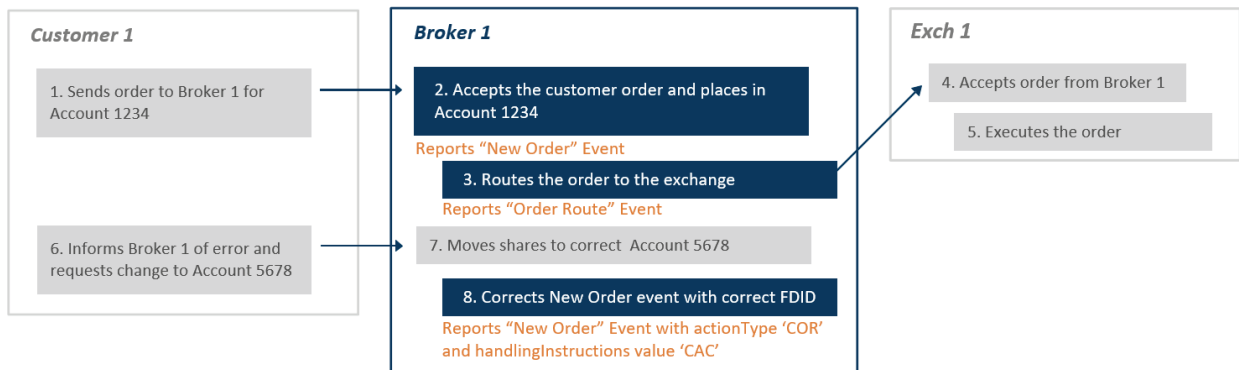
#	Step	Reported Event	Comments
1	Customer sends a Buy order to Broker 1	NA	
2	Broker 1 accepts the customer order and places the order in the wrong account.	<p><i>Broker 1 reports a <b>New Order event</b></i></p> <p> <i>actionType: NEW</i>  <i>firmROEID: 20180417_ M12360</i>  <i>type: MENO</i>  <i>CATReporterIMID: BRK1</i>  <i>orderKeyDate: 20180417T000000</i>  <i>orderID: O11111</i>  <i>symbol: XYZ</i>  <i>eventTimestamp: 20180417T153035.00</i>  <i>manualFlag: true</i>  <i>electronicTimestamp: 20180417T153035.234456</i>  <i>deptType: A</i>  <i>side: B</i>  <i>price: 10.00</i>  <i>quantity: 500</i>  <i>orderType: LMT</i>  <i>timeInForce: DAY=20180417</i>  <i>tradingSession: REG</i>  <i>custDsplIntrFlag: false</i>  <i>firmDesignatedID: CUST1234</i>  <i>accountHolderType: I</i>  <i>affiliateFlag: false</i>  <i>negotiatedTradeFlag: false</i>  <i>representativeInd: N</i> </p>	
3	Broker 1 routes the order to exchange EXCH1	<p><i>Broker 1 reports an <b>Order Route event</b></i></p> <p> <i>actionType: NEW</i>  <i>firmROEID: 20180417_ M12370</i>  <i>type: MEOR</i> </p>	

#	Step	Reported Event	Comments
		CATReporterIMID: BRK1 orderKeyDate: 20180417T000000 orderID: O11111 symbol: XYZ eventTimestamp: 20180417T153035.634556 manualFlag: false senderIMID: 123:BRK1 destination: EXCH1 destinationType: E routedOrderID: XYZO555 session: s5 side: B price: 10.00 quantity: 500 orderType: LMT timeInForce: DAY=20180417 tradingSession: REG affiliateFlag: false isoInd: NA handlingInstructions:	
4	Exch 1 accepts the order from Broker 1	<i>Exch 1 reports a Participant Order Accepted event</i>	
5	Exch 1 executes the full quantity of the order	<i>Exch 1 reports a Participant Order Trade event</i>	
6	Broker 1 moves shares to the correct account	NA	The movement of the shares to the correct account is not reportable as a separate CAT event, as internal security movements and journal entries are not reportable to CAT.
7	Broker 1 submits a correction using the <i>actionType</i> of 'COR' correcting the FDID.	<i>Broker 1 reports a New Order event</i>  actionType: COR firmROEID: 20180417_ M12360 type: MENO CATReporterIMID: BRK1 orderKeyDate: 20180417T000000 orderID: O11111 symbol: XYZ eventTimestamp: 20180417T153035.00 manualFlag: true electronicTimestamp: 20180417T153035.234456 deptType: A side: B	Note that, if the Broker had realized the error before reporting the original MENO, then it could have provided the correct FDID in its MENO, and would not have to subsequently submit the corrected MENO event in this step.

#	Step	Reported Event	Comments
		price: 10.00 quantity: 500 orderType: LMT timeInForce: DAY=20180417 tradingSession: REG custDspIntrFlag: false firmDesignatedID: CUST5678 accountHolderType: I affiliateFlag: false negotiatedTradeFlag: false representativeInd: N	

### 5.1.3 Customer Requests a Change in FDID Prior to Allocation

This scenario illustrates the CAT reporting requirements when a customer requests a change in the account prior to allocation. In this scenario, the Industry Member receives a customer order with instructions to place the order in a specific account. The firm routes the order to an exchange for execution. The Industry Member reports the order to CAT with the FDID of the account instructed by the customer. After the order is reported to CAT, the customer realizes the incorrect account information was given, and the Industry Member moves the shares to the correct account as an accommodation to the customer.



Industry Member Broker 1 is required to report:

- The receipt of the customer order with the FDID of the account originally instructed by the customer (New Order event)
- The route of the customer order to the exchange (Order Route event)
- The correction of the FDID reported to CAT (New Order event with *actionType* 'COR' and *handlingInstructions* value 'CAC')

Since the relevant events had already been reported to CAT, the Industry Member must correct the FDID by reporting a firm-initiated correction of the New Order event using an *actionType* of 'COR'. The correction must contain a *handlingInstructions* value of 'CAC' to indicate that the account correction was initiated by the customer, and was not a firm error. If the Industry Member had processed the customer initiated account correction prior to submission, the Industry Member would be required to report the correct FDID in its New Order event.

#	Step	Reported Event	Comments
1	Customer sends a Buy order to Broker 1	NA	
2	Broker 1 accepts the customer order in Account 1234	<p><i>Broker 1 reports a <b>New Order event</b></i></p> <p>actionType: NEW  firmROEID: 20180417_ M12360  type: MENO  CATReporterIMID: BRK1  orderKeyDate: 20180417T000000  orderID: O11111  symbol: XYZ  eventTimestamp:  20180417T153035.00  manualFlag: true  electronicTimestamp:  20180417T153035.234456  deptType: A  side: B  price: 10.00  quantity: 500  orderType: LMT  timeInForce: DAY=20180417  tradingSession: REG  custDsplntrFlag: false  firmDesignatedID: CUST1234  accountHolderType: I  affiliateFlag: false  negotiatedTradeFlag: false  representativeInd: N</p>	
3	Broker 1 routes the order to exchange EXCH1	<p><i>Broker 1 reports an <b>Order Route event</b></i></p> <p>actionType: NEW  firmROEID: 20180417_ M12370  type: MEOR  CATReporterIMID: BRK1  orderKeyDate: 20180417T000000</p>	

#	Step	Reported Event	Comments
		orderID: O11111 symbol: XYZ eventTimestamp: 20180417T153035.634556 manualFlag: false senderIMID: 123:BRK1 destination: EXCH1 destinationType: E routedOrderID: XYZO555 session: s5 side: B price: 10.00 quantity: 500 orderType: LMT timeInForce: DAY=20180417 tradingSession: REG affiliateFlag: false isoInd: NA handlingInstructions:	
4	Exch 1 accepts the order from Broker 1	<i>Exch 1 reports a Participant <b>Order Accepted</b> event</i>	
5	Exch 1 executes the full quantity of the order	<i>Exch 1 reports a Participant <b>Order Trade</b> event</i>	
6	Customer requests account change and Broker 1 moves shares to Account 5678	NA	The movement of the shares to the correct account is not reportable as a separate CAT event, as internal security movements and journal entries are not reportable to CAT.
7	Broker 1 submits a correction using the <i>actionType</i> of 'COR' correcting the FDID.	<i>Broker 1 reports a <b>New Order event</b></i>  actionType: COR firmROEID: 20180417_ M12360 type: MENO CATReporterIMID: BRK1 orderKeyDate: 20180417T000000 orderID: O11111 symbol: XYZ eventTimestamp: 20180417T153035.00 manualFlag: true electronicTimestamp: 20180417T153035.234456 deptType: A side: B price: 10.00 quantity: 500	Since the account change was requested by the customer, the <i>handlingInstructions</i> field must be populated with a value of 'CAC' to indicate that the change in FDID was not a firm error, and was a customer request.  Note that if the Broker was notified and could reflect the change before reporting the original MENO, then it could have provided the correct FDID in its MENO, and would not have to subsequently submit the corrected MENO event in this step.

#	Step	Reported Event	Comments
		orderType: LMT timeInForce: DAY=20180417 tradingSession: REG handlingInstructions: CAC custDsplIntrFlag: false firmDesignatedID: CUST5678 accountHolderType: I affiliateFlag: false negotiatedTradeFlag: false representativeInd: N	

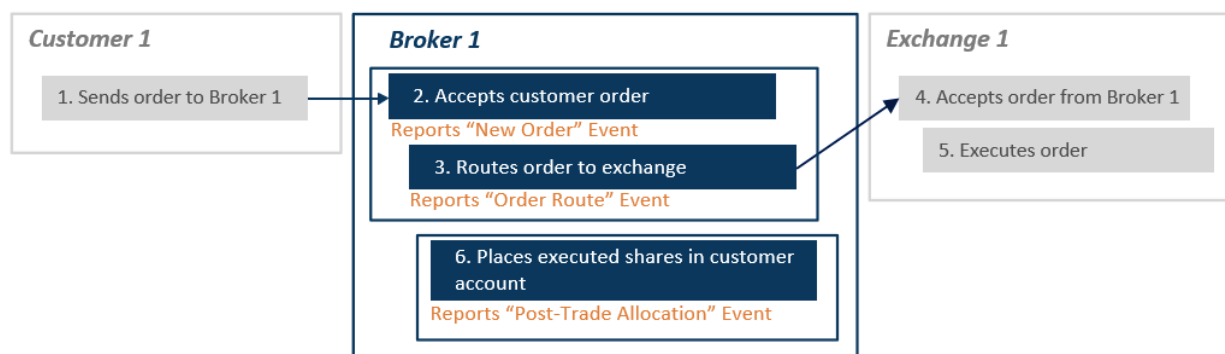
## 6 Allocation Scenarios

This section illustrates reporting requirements when reporting Post-Trade Allocation events. These scenarios are applicable to equivalent equities and options order flows.<sup>7</sup> Allocation events must be reported to CAT for all allocations to a customer account, including DVP/RVP account allocations. Allocations to accounts other than a customer account (e.g. proprietary accounts, step outs, correspondent flips) may optionally be reported to CAT, but must be appropriately marked in the *allocationType* field. Refer to Section 3.3 of the [CAT Reporting Technical Specifications for Industry Members](#), along with [Published Allocation Reporting guidance](#) for additional information.

### 6.1 Allocation Scenarios

#### 6.1.1 Order is Booked Directly in a Customer Account at a Self-Clearing Broker-Dealer

This scenario illustrates the CAT reporting requirements when an order is received or originated directly into a customer's account at a self-clearing broker-dealer. The order could be received directly from the customer either online or as a result of a call to the broker-dealer; or a registered representative of the firm with discretion over the customer's account could originate an order for the customer using his/her discretion. Upon receipt/origination of the order, the broker-dealer routes the order to an exchange for execution. Upon execution, the self-clearing broker-dealer places the shares in the customer's account.



Industry Member Broker 1 is required to report:

- The receipt/origination of the customer order (New Order event)
- Route of the customer order to an exchange (Order Route event)
- The booking of executed shares into the customer's account (Post-Trade Allocation event)

<sup>7</sup> There are differences in the allowable values and the fields present on the equities allocations events (MEPA and MEAA) and those present on the options allocation events (MOPA and MOAA). The *optionID* and *occClearingMemberID* fields are only present on the options allocation events, while the *DVPCustodianID* and *symbol* fields are only present on the equity allocation events. Refer to [CAT Reporting Technical Specifications for Industry Members](#) for additional information.

Since Broker 1 is self-clearing, Broker 1 has the obligation to report the MEPA event to CAT.

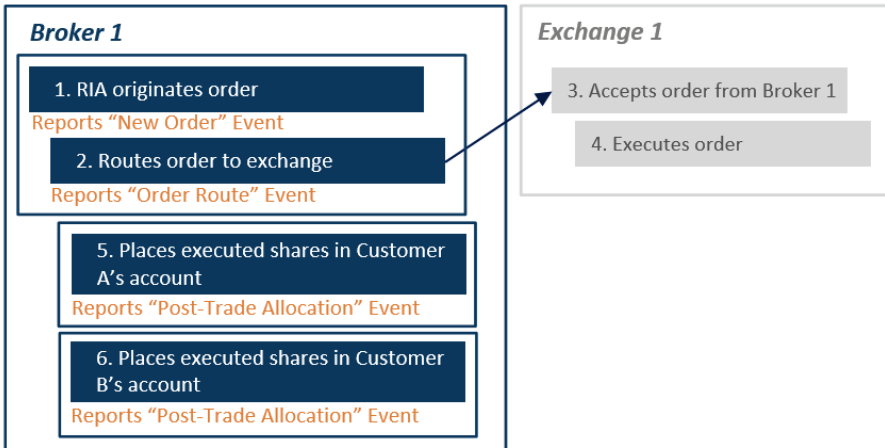
#	Step	Reported Event	Comments
1	Customer sends a Buy order to Broker 1	NA	
2	Broker 1 accepts the customer order	<p><i>Broker 1 reports a <b>New Order event</b></i></p> <p>type: MENO  orderKeyDate: 20180417T000000  orderID: O12345  symbol: XYZ  eventTimestamp: 20180417T153035.234456  manualFlag: false  deptType: A  side: B  price: 10.00  quantity: 500  orderType: LMT  timeInForce: DAY=20180417  tradingSession: REG  custDsplntrFlag: false  firmDesignatedID: CUS001  accountHolderType: I  affiliateFlag: false  negotiatedTradeFlag: false  representativeInd: N</p>	If the order was received manually, the <i>manualFlag</i> would be true.
3	Broker 1 routes the order to EXCH1	<p><i>Broker 1 reports an <b>Order Route event</b></i></p> <p>type: MEOR  orderKeyDate: 20180417T000000  orderID: O12345  symbol: XYZ  eventTimestamp: 20180417T153036.234556  manualFlag: false  senderIMID: 123:FRMA  destination: EXCH1  destinationType: E  routedOrderID: XYZO555  session: s5  side: B  price: 10.00  quantity: 500  orderType: LMT  timeInForce: DAY=20180417</p>	



#	Step	Reported Event	Comments
		tradingSession: REG affiliateFlag: false isoInd: NA	
4	The Exchange accepts the order from Broker 1	<b>EXCH1 reports a Participant Order Accepted event</b>	
5	The Exchange executes the order	<b>EXCH1 reports a Participant Order Trade event</b>	
6	The booking of shares by Broker 1 into the customer account	<b>Broker 1 reports a Post-Trade Allocation event</b>  type: MEPA allocationKeyDate: 20180417T000000 allocationID: A12345 symbol: XYZ eventTimestamp: 20180417T220000 quantity: 500 price: 10.00 side: B firmDesignatedID: CUS001 institutionFlag: false tradeDate: 20180417 settlementDate: 20180418 allocationType: CUS DVPCustodianID: correspondentCRD: newOrderFDID: CUS001 allocationInstructionTime: accountHolderType: I	Since Broker 1 is self-clearing and the FDID of the related New Order is available in its booking system, this field must be populated. In this scenario, the FDID in the New Order event is the same as the FDID in the Post-Trade Allocation event. If the FDID of the related New Order was not available in the booking system, this field would be left blank.

**6.1.2 Order Originated by Registered Rep with Discretion Over Multiple Customer Accounts at a Self-Clearing Broker-Dealer**

This scenario illustrates the CAT reporting requirements when a registered representative of a self-clearing broker-dealer exercises discretion over multiple retail customer accounts and originates a single aggregated order that will be allocated to the specific customer accounts post trade. The order is routed to an exchange for execution. Shares are booked to a firm average price account until the sub-account allocations are made to the individual customer accounts.



Industry Member Broker 1 is required to report:

- The origination of the aggregated order by the registered rep (New Order event)
- Route of the aggregated order to an exchange (Order Route event)
- The booking of executed shares into each customer account (Post-Trade Allocation events)

Since Broker 1 is self-clearing, Broker 1 has the obligation to report MEPAs to CAT for each allocation to a customer account. The booking of shares related to the aggregated order into the firm average price account is not required to be reported since it is a firm owned or controlled account, but could be voluntarily reported.

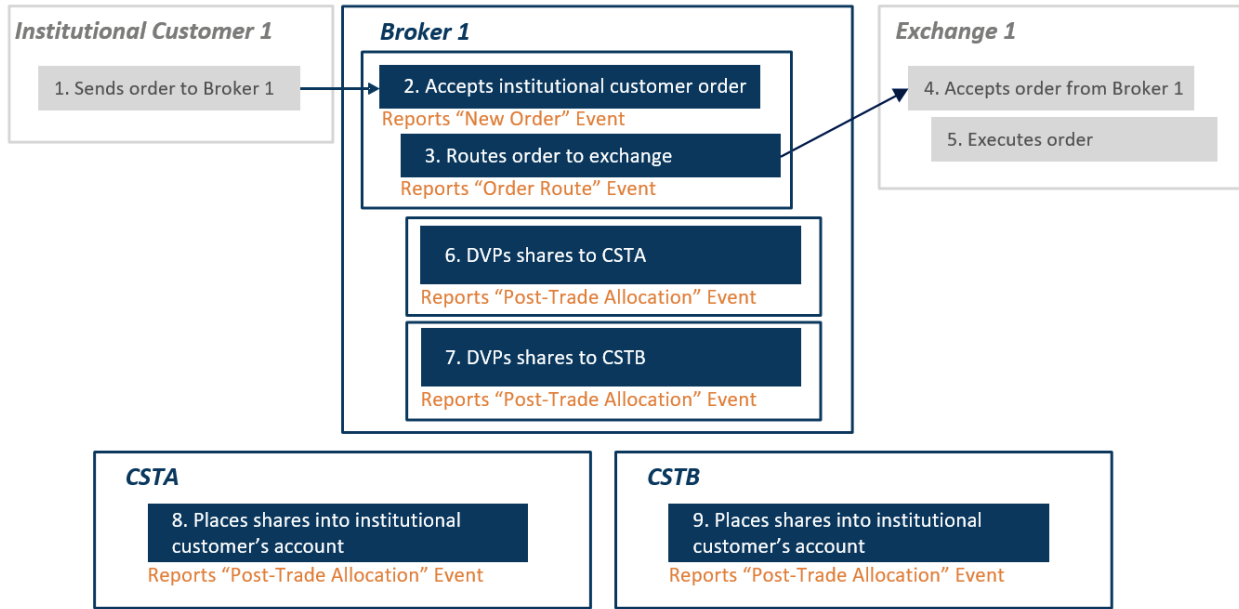
#	Step	Reported Event	Comments
1	Registered representative of Broker 1 originates an order	<p><i>Broker 1 reports a <b>New Order event</b></i></p> <p>type: MENO  orderKeyDate: 20180417T000000  orderID: O12345  symbol: XYZ  eventTimestamp: 20180417T153035.234456  deptType: A  side: B  price: 10.00  quantity: 1000  orderType: LMT  timeInForce: DAY=20180417  tradingSession: REG  custDspIntrFlag: false  firmDesignatedID: AVG123  accountHolderType: V  affiliateFlag: false  negotiatedTradeFlag: false</p>	The FDID must represent the account in which the order was originated by the registered rep. In this scenario, the registered rep originated the order in a firm average price account, therefore the FDID on the New Order event must be the FDID of the firm average price account.

#	Step	Reported Event	Comments
		representativeInd: N	
2	Broker 1 routes the order to EXCH1	<p><i>Broker 1 reports an <b>Order Route event</b></i></p> <p>type: MEOR  orderKeyDate: 20180417T000000  orderID: O12345  symbol: XYZ  eventTimestamp:  20180417T153036.234556  manualFlag: false  senderIMID: 123:FRMA  destination: EXCH1  destinationType: E  routedOrderID: XYZO555  session: s5  side: B  price: 10.00  quantity: 1000  orderType: LMT  timeInForce: DAY=20180417  tradingSession: REG  affiliateFlag: false  isoInd: NA</p>	
3	The Exchange accepts the order from Broker 1	<i>EXCH1 reports a Participant <b>Order Accepted event</b></i>	
4	The Exchange executes the order	<i>EXCH1 reports a Participant <b>Order Trade event</b></i>	
5	The booking of shares by Broker 1 into Customer A's account	<p><i>Broker 1 reports a <b>Post-Trade Allocation event</b></i></p> <p>type: MEPA  allocationKeyDate:  20180417T000000  allocationID: A12345  symbol: XYZ  eventTimestamp:  20180417T220000  quantity: 500  price: 10.00  side: B  firmDesignatedID: CUS123  institutionFlag: false  tradeDate: 20180417  settlementDate: 20180418  allocationType: CUS</p>	Since Broker 1 is self-clearing and the FDID of the related New Order is available in its booking system, this field must be populated. If the FDID of the related New Order was not available in the booking system, this field would be left blank.

#	Step	Reported Event	Comments
		DVPCustodianID: correspondentCRD: newOrderFDID: AVG123 allocationInstructionTime: accountHolderType: I	
6	The booking of shares by Broker 1 into Customer B's account	<b>Broker 1 reports a Post-Trade Allocation event</b>  type: MEPA allocationKeyDate: 20180417T000000 allocationID: A45678 symbol: XYZ eventTimestamp: 20180417T220000 quantity: 500 price: 10.00 side: B firmDesignatedID: CUS456 institutionFlag: false tradeDate: 20180417 settlementDate: 20180418 allocationType: CUS DVPCustodianID: correspondentCRD: newOrderFDID: AVG123 allocationInstructionTime: accountHolderType: I	Since Broker 1 is self-clearing and the FDID of the related New Order is available in its booking system, this field must be populated. If the FDID of the related New Order was not available in the booking system, this field would be left blank.

**6.1.3 DVP Allocations by a Self-Clearing Broker-Dealer to Institutional Customer Accounts Held at a Different Firm**

This scenario illustrates the CAT reporting requirements when an institution places an order with a self-clearing executing firm Broker 1. The institution gives instructions to DVP the shares to two different custodial broker-dealers (CSTA and CSTB). The institution provides allocation instructions directly to CSTA and CSTB for allocation to the final customer accounts at the custodian broker-dealers.



Industry Member Broker 1 is required to report:

- The receipt of the institutional customer order (New Order event)
- Route of the order to an exchange (Order Route event)
- The DVP of shares to CSTA and CSTB (Post-Trade Allocation events)

CSTA and CSTB are required to report:

- The booking of shares into the institutional customer's account (Post-Trade Allocation events)

#	Step	Reported Event	Comments
1	Customer sends a Buy order to Broker 1	NA	
2	Broker 1 accepts the customer order	<p><i>Broker 1 reports a <b>New Order event</b></i></p> <p>type: MENO  orderKeyDate: 20180417T000000  orderID: O12345  symbol: XYZ  eventTimestamp: 20180417T153035.234456  manualFlag: false  deptType: A  side: B  price: 10.00  quantity: 10000  orderType: LMT</p>	In this scenario, Broker 1 uses a Relationship ID as its FDID for the institution.

#	Step	Reported Event	Comments
		timeInForce: DAY=20180417 tradingSession: REG custDspIntrFlag: false firmDesignatedID: RLT123 accountHolderType: A affiliateFlag: false negotiatedTradeFlag: false representativeInd: N	
3	Broker 1 routes the order to EXCH1	<i>Broker 1 reports an <b>Order Route event</b></i>  type: MEOR orderKeyDate: 20180417T000000 orderID: O12345 symbol: XYZ eventTimestamp: 20180417T153036.234556 manualFlag: false senderIMID: 123:FRMA destination: EXCH1 destinationType: E routedOrderID: XYZO555 session: s5 side: B price: 10.00 quantity: 10000 orderType: LMT timeInForce: DAY=20180417 tradingSession: REG affiliateFlag: false isoInd: NA	
4	The Exchange accepts the order from Broker 1	<i>EXCH1 reports a Participant <b>Order Accepted event</b></i>	
5	The Exchange executes the order	<i>EXCH1 reports a Participant <b>Order Trade events</b></i>	
6	The DVP of shares by Broker 1 to CSTA	<i>Broker 1 reports a <b>Post-Trade Allocation event</b></i>  type: MEPA allocationKeyDate: 20180417T000000 allocationID: A12345 symbol: XYZ eventTimestamp: 20180417T200000 quantity: 5000	Broker 1 is required to report DVP transactions to CAT because the DVP account is a customer account. The <i>allocationType</i> field must be populated with a value of 'DVP'. The <i>DVPCustodianID</i> field must be populated.  Since the FDID of the related New Order is available in Broker 1's booking system, this field must be populated.

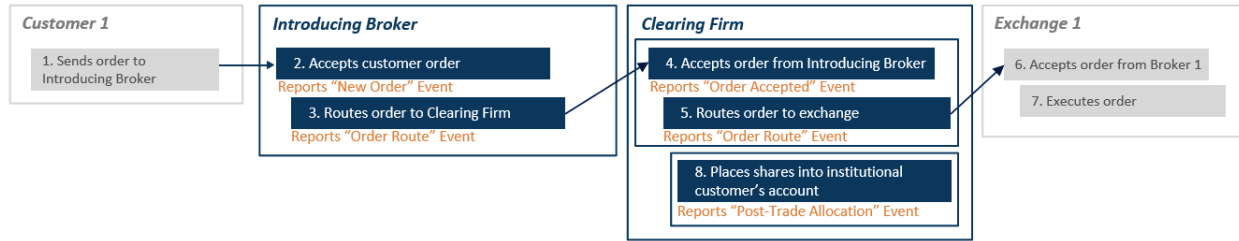
#	Step	Reported Event	Comments
		price: 10.00 side: B firmDesignatedID: DVP123 institutionFlag: true tradeDate: 20180417 settlementDate: 20180418 allocationType: DVP DVPCustodianID: CSTA correspondentCRD: newOrderFDID: RLT123 allocationInstructionTime: accountHolderType: A	If the FDID on the related New Order event was not available in the booking system, the <i>newOrderFDID</i> field would be left blank.
7	The DVP of shares by Broker 1 to CSTB	<b><i>Broker 1 reports a Post-Trade Allocation event</i></b>  type: MEPA allocationKeyDate: 20180417T000000 allocationID: A23446 symbol: XYZ eventTimestamp: 20180417T200000 quantity: 5000 price: 10.00 side: B firmDesignatedID: DVP456 institutionFlag: true tradeDate: 20180417 settlementDate: 20180418 allocationType: DVP DVPCustodianID: CSTB correspondentCRD: newOrderFDID: RLT123 allocationInstructionTime: accountHolderType: A	Broker 1 is required to report DVP transactions to CAT because the DVP account is a customer account. The <i>allocationType</i> field must be populated with a value of 'DVP'. The <i>DVPCustodianID</i> field must be populated.  Since the FDID of the related New Order is available in Broker 1's booking system, this field must be populated.  If the FDID on the related New Order event was not available in the booking system, the <i>newOrderFDID</i> field would be left blank.  The <i>eventTimestamp</i> on a Post-Trade Allocation event should reflect the date and time when the shares allocated are booked into the customer's/client's account. See <a href="#">FAQ U9</a> for additional information.
8	The booking of shares into the institutional customer's account by CSTA	<b><i>CSTA reports a Post-Trade Allocation event</i></b>  type: MEPA allocationKeyDate: 20180417T000000 allocationID: A4567 symbol: XYZ eventTimestamp: 20180417T210000 quantity: 5000	Because CSTA does not have Broker 1's FDID, the <i>newOrderFDID</i> will not be populated.

#	Step	Reported Event	Comments
		price: 10.00 side: B firmDesignatedID: INS123 institutionFlag: true tradeDate: 20180417 settlementDate: 20180418 allocationType: CUS DVPCustodianID: correspondentCRD: newOrderFDID: allocationInstructionTime: accountHolderType: A	
9	The booking of shares into the institutional customer's account by CSTB	<b><i>CSTB reports a Post-Trade Allocation event</i></b>  type: MEPA allocationKeyDate: 20180417T000000 allocationID: A5678 symbol: XYZ eventTimestamp: 20180417T220000 quantity: 5000 price: 10.00 side: B firmDesignatedID: INS456 institutionFlag: true tradeDate: 20180417 settlementDate: 20180418 allocationType: CUS DVPCustodianID: correspondentCRD: newOrderFDID: allocationInstructionTime: accountHolderType: A	Because CSTB does not have Broker 1's FDID, the newOrderFDID will not be populated.

**6.1.4 Order is Booked Directly in a Customer Account at an Introducing Broker**

This scenario illustrates the CAT reporting requirements when a customer with an account at an introducing broker places an order, and the introducing broker automatically routes the order to its clearing firm for further handling. The clearing firm routes the order to an exchange for execution.





Industry Member Introducing Broker is required to report:

- The receipt of the customer order (New Order event)
- Route of the order to the clearing firm (Order Route event)

The Clearing Firm is required to report:

- Receipt of the order from the Introducing Broker (Order Accepted event)
- Route of the order to an exchange (Order Route event)
- The booking of shares into the customer's account (Post-Trade Allocation event)

#	Step	Reported Event	Comments
1	Customer sends a Buy order to Introducing Broker	NA	
2	Introducing Broker accepts the customer order	<p><i>Introducing Broker reports a <b>New Order event</b></i></p> <p>type: MENO  orderKeyDate: 20180417T000000  orderID: O12345  symbol: XYZ  eventTimestamp: 20180417T153035.234456  manualFlag: false  deptType: A  side: B  price: 10.00  quantity: 500  orderType: LMT  timeInForce: DAY=20180417  tradingSession: REG  custDspIntrFlag: false  firmDesignatedID: CUS001  accountHolderType: I  affiliateFlag: false  negotiatedTradeFlag: false  representativeInd: N</p>	

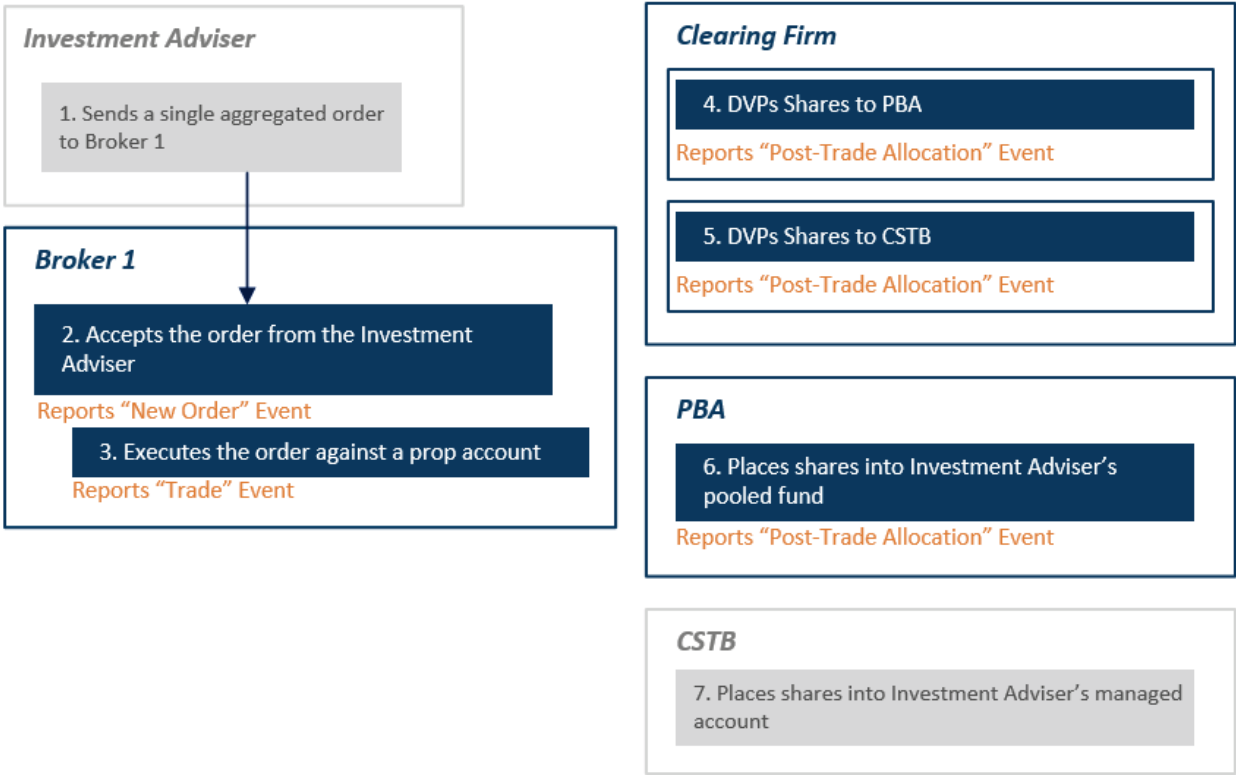
#	Step	Reported Event	Comments
3	Introducing Broker routes the order to Clearing Firm	<p><i>Introducing Broker reports an <b>Order Route event</b></i></p> <p>type: MEOR  orderKeyDate: 20180417T000000  orderID: O12345  symbol: XYZ  eventTimestamp: 20180417T153036.234556  manualFlag: false  senderIMID: 123:FRMA  destination: 456:CLFA  destinationType: F  routedOrderID: XYZO555  session:  side: B  price: 10.00  quantity: 500  orderType: LMT  timeInForce: DAY=20180417  tradingSession: REG  affiliateFlag: false  isoInd: NA</p>	
4	Clearing Firm accepts the order from Introducing Broker	<p><i>CLFA reports an <b>Order Accepted event</b></i></p> <p>type: MEOA  orderKeyDate: 20180417T000000  orderID: O45678  symbol: XYZ  eventTimestamp: 20180417T153036.534556  manualFlag: false  receiverIMID: 456:CLFA  senderIMID: 123:FRMA  senderType: F  routedOrderID: XYZO555  affiliateFlag: false  deptType: A  side: B  price: 10.00  quantity: 500  orderType: LMT  timeInForce: DAY=20180417  tradingSession: REG  isoInd: NA  custDsplntrFlag: false</p>	

#	Step	Reported Event	Comments
5	Clearing firm routes to exchange	<p><i>Clearing Firm reports an <b>Order Route event</b></i></p> <p>type: MEOR  orderKeyDate: 20180417T000000  orderID: O45678  symbol: XYZ  eventTimestamp: 20180417T153037.234556  manualFlag: false  senderIMID: 456:CLFA  destination: EXCH1  destinationType: E  routedOrderID: XYZO444  session: s5  side: B  price: 10.00  quantity: 500  orderType: LMT  timeInForce: DAY=20180417  tradingSession: REG  affiliateFlag: false  isoInd: NA</p>	
6	The Exchange accepts the order from Broker 1	<i>EXCH1 reports a Participant <b>Order Accepted event</b></i>	
7	The Exchange executes the order	<i>EXCH1 reports a Participant <b>Order Trade event</b></i>	
8	The booking of shares by Clearing firm into the customer account	<p><i>Clearing Firm reports a <b>Post-Trade Allocation event</b></i></p> <p>type: MEPA  allocationKeyDate: 20180417T000000  allocationID: A12345  symbol: XYZ  eventTimestamp: 20180417T220000  quantity: 500  price: 10.00  side: B  firmDesignatedID: INS001  institutionFlag: false  tradeDate: 20180417  settlementDate: 20180418  allocationType: CUS  DVPCustodianID:</p>	<p>The Clearing Firm will use its assigned FDID for the MEPA, which may be different than the FDID assigned by the Introducing Firm. If the Clearing Firm has the Introducing Firm's FDID of the related New Order event available in its booking system, then it must populate the <i>newOrderFDID</i> field. If the Clearing Firm does not have the FDID used by the Introducing Broker to report the MENO, the <i>newOrderFDID</i> field may be blank.</p> <p>The <i>correspondentCRD</i> field must be populated with the Introducing Broker's CRD number.</p>

#	Step	Reported Event	Comments
		correspondentCRD: 123 newOrderFDID: allocationInstructionTime: accountHolderType: I	

**6.1.5 DVP Allocations by a Clearing Firm of a Non-Clearing Executing Broker**

This scenario illustrates the CAT reporting requirements when a non-BD Investment Adviser (e.g., hedge fund, asset manager) is trading for both its pooled fund and a managed account and originates a single aggregated order that is routed to Industry Member non-clearing executing Broker 1. Upon execution by Broker 1, the Clearing Firm of Broker 1 (Clearing Firm) DVPs the shares to two different custodians based on the Investment Adviser’s instructions, the Prime Broker for the Investment Adviser’s pooled fund (PBA), and the non-broker custodian bank for the managed account (CSTB).



Industry Member Broker 1 is required to report:

- The receipt of the order from the Investment Adviser (New Order event)
- The execution of the order against its proprietary account (Trade event)

Clearing Firm is required to report:

- The DVP of shares to PBA and CSTB (Post-Trade Allocation events)

PBA is required to report:

- The booking of shares into the Investment Adviser's pooled fund (Post-Trade Allocation event)

CSTB is not required to report a Post-Trade Allocation event, as CSTB is not a broker-dealer. The requirements for this scenario would be the same if the Investment Adviser were a non-BD Investment Company

#	Step	Reported Event	Comments
1	Broker 1 receives the order from the Investment Advisor	<p><i>Broker 1 reports a <b>New Order event</b></i></p> <p>type: MENO  orderKeyDate: 20180417T000000  orderID: O12345  symbol: XYZ  eventTimestamp: 20180417T153035.234456  deptType: A  side: B  price: 10.00  quantity: 500  orderType: LMT  timeInForce: DAY=20180417  tradingSession: REG  custDspIntrFlag: false  firmDesignatedID: IA123  accountHolderType: A  affiliateFlag: false  negotiatedTradeFlag: false  representativeInd: N</p>	
2	Broker 1 executes the order against its own proprietary account	<p><i>Broker 1 reports a <b>Trade event</b></i></p> <p>type: MEOT  tradeKeyDate: 20180417T000000  tradeID: TXYZ555  symbol: XYZ  eventTimestamp: 20180417T153037.534556  manualFlag: false  cancelFlag: false  cancelTimestamp:  quantity: 500  price: 10.00  capacity: P</p>	

#	Step	Reported Event	Comments
		tapeTradeID: TRF123 marketCenterID: DN sideDetailsInd: NA buyDetails: orderKeyDate: 20180417T000000 orderID: O12345 side: B sellDetails: side: SL firmDesignatedID: PROP123 accountHolderType: P	
3	Clearing Firm DVPs shares to PBA	<b>CLFA reports a <i>Post-Trade Allocation event</i></b>  type: MEPA allocationKeyDate: 20180417T000000 allocationID: A12345 symbol: XYZ eventTimestamp: 20180417T200000 quantity: 250 price: 10.00 side: B firmDesignatedID: DVP123 institutionFlag: true tradeDate: 20180417 settlementDate: 20180418 allocationType: DVP DVPCustodianID: PBA correspondentCRD: 3456 newOrderFDID: allocationInstructionTime: accountHolderType: A	CFLA is required to report the shares being booked in each of the DVP accounts. The <i>allocationType</i> field must be populated with a value of 'DVP'. The <i>DVPCustodianID</i> field must be populated.  The <i>correspondentCRD</i> field must be populated with the CRD number of Broker 1.  Because CFLA does not have Broker 1's FDID, the <i>newOrderFDID</i> will not be populated.  The <i>eventTimestamp</i> on a Post-Trade Allocation event should reflect the date and time when the shares allocated are booked into the customer's/client's account. See <a href="#">FAQ U9</a> for additional information.
4	Clearing Firm DVPs shares to CSTB	<b>CLFA reports a <i>Post-Trade Allocation event</i></b>  type: MEPA allocationKeyDate: 20180417T000000 allocationID: A12350 symbol: XYZ eventTimestamp: 20180417T200000 quantity: 250	CFLA is required to report the shares being booked in each of the DVP accounts. The <i>allocationType</i> field must be populated with a value of 'DVP'.  The <i>DVPCustodianID</i> field must be populated. Since CSTB is a US bank and is not a registered broker-dealer, this field must represent the DTC number of CSTB.  The <i>correspondentCRD</i> field must be populated with the CRD number of

#	Step	Reported Event	Comments
		price: 10.00 side: B firmDesignatedID: DVP456 institutionFlag: true tradeDate: 20180417 settlementDate: 20180418 allocationType: DVP DVPCustodianID: DCT8 correspondentCRD: 3456 newOrderFDID: allocationInstructionTime: accountHolderType: A	Broker 1.  Because CLFA does not have Broker 1's FDID, the <i>newOrderFDID</i> will not be populated.
5	PBA places shares into the Investment Adviser's pooled fund	<b><i>PBA reports a Post-Trade Allocation event</i></b>  type: MEPA allocationKeyDate: 20180417T000000 allocationID: A4567 symbol: XYZ eventTimestamp: 20180417T220000 quantity: 250 price: 10.00 side: B firmDesignatedID: INS123 institutionFlag: true tradeDate: 20180417 settlementDate: 20180418 allocationType: CUS DVPCustodianID: correspondentCRD: newOrderFDID: allocationInstructionTime: accountHolderType: A	Because PBA does not have Broker 1's FDID, the <i>newOrderFDID</i> will not be populated.
6	CSTB places shares into the Investment Adviser's managed account	N/A	Since CSTB is not a broker-dealer, CSTB is not required to report an allocation event to CAT.

**6.2 Allocation Amendment Scenarios**

**6.2.1 Allocation is Amended After Initial Booking**

This scenario illustrates the CAT reporting requirements when an Industry Member amends an allocation after it is initially booked to the customer's account. In this scenario, an Industry Member allocates 500

shares to a customer. On the same day after the initial booking of shares to the customer account, the Industry Member determines that the customer should have been allocated 800 shares. The reporting of this scenario depends on whether the Industry Member's books and records reflect that the allocation to the customer was amended, or that the original allocation to the customer was cancelled and a new allocation was created.

Option 1:



In Option 1, the Industry Member initially allocates 500 shares to the customer. After the initial booking of shares to the customer account, the Industry Member determines that the customer should have been allocated 800 shares and amends the quantity of the existing customer allocation.

Industry Member Broker 1 is required to report:

- The booking of 500 shares into the customer's account (Post-Trade Allocation event)
- An amendment of the allocation to 800 shares (Amended Allocation event)

Option 2:



In Option 2, the Industry Member initially allocates 500 shares to the customer. After the initial booking of shares to the customer account, the Industry Member determines that the customer should have been allocated 800 shares. The Industry Member cancels the original allocation of 500 shares and books a new allocation for 800 shares to the customer's account.

Industry Member Broker 1 is required to report:

- The booking of the 500 share allocation to the customer's account (Post-Trade Allocation event)
- The cancellation of the original allocation (COR for the original Post-Trade Allocation event with the *cancelFlag* as 'true')



- The booking of a new 800 share allocation to the customer's account (Post-Trade Allocation event)

The requirements outlined in this scenario also apply if there is a change in FDID after the initial allocation occurs. Refer to Scenario 5.1.3 for reporting requirements when a customer requests a change to FDID prior to the initial allocation.

#	Step	Reported Event	Comments	
1	Broker 1 allocates 500 shares to the customer's account	<p><b>Broker 1 reports a <i>Post-Trade Allocation event</i></b></p> <p>actionType: NEW  type: MEPA  allocationKeyDate: 20180419T000000  allocationID: A12345  symbol: XYZ  eventTimestamp: 20180419T190000  cancelFlag:  cancelTimestamp:  quantity: 500  price: 10.00  side: B  firmDesignatedID: CUS001  institutionFlag: false  tradeDate: 20180419  settlementDate: 20180420  allocationType: CUS  DVPCustodianID:  correspondentCRD:  newOrderFDID: CUS001  allocationInstructionTime:  accountHolderType: I</p>		
2	Broker 1 determines that the customer should have been allocated 800 shares	<p><b><u>Option 1:</u></b></p> <p><b>Broker 1 reports an <i>Amended Allocation event</i></b></p> <p>actionType: NEW  type: MEAA  allocationKeyDate: 20180419T000000  allocationID: A34567  priorAllocationKeyDate: 20180419T000000  priorAllocationID: A12345  symbol: XYZ  eventTimestamp:</p>	<p><b><u>Option 2:</u></b></p> <p><b>Broker 1 reports a <i>COR for its original Post-Trade Allocation event with the cancelFlag as 'true'</i></b></p> <p>actionType: COR  type: MEPA  allocationKeyDate: 20180419T000000  allocationID: A12345  symbol: XYZ  eventTimestamp: 20180419T190000  cancelFlag: true</p>	<p>In Option 2, since this cancellation occurred on a subsequent day, Broker 1 is unable to capture the <i>cancelFlag</i> and <i>cancelTimestamp</i> in its original submission and a COR must be submitted on the MEPA event.</p> <p>If the cancellation occurs after T+3 at 8:00 AM ET, which is the deadline for timely corrections, Broker 1's COR will not be marked late if the <i>cancelTimestamp</i> is populated on the record.</p> <p>In Option 2, while the</p>

#	Step	Reported Event		Comments
		20180419T210000 cancelFlag: cancelTimestamp: quantity: 800 price: 10.00 side: B firmDesignatedID: CUS001 institutionFlag: false tradeDate: 20180419 settlementDate: 20180420 allocationType: CUS DVPCustodianID: correspondentCRD: newOrderFDID: CUS001 allocationInstructionTime: cancelFlag: cancelTimestamp: accountHolderType: I	cancelTimestamp: 20180419T210000 quantity: 500 price: 10.00 side: B firmDesignatedID: CUS001 institutionFlag: false tradeDate: 20180419 settlementDate: 20180420 allocationType: CUS DVPCustodianID: correspondentCRD: newOrderFDID: CUS001 allocationInstructionTime: accountHolderType: I  <i>Broker 1 reports a new  <b>Post-Trade Allocation            event</b></i>  actionType: NEW type: MEPA allocationKeyDate: 20180419T000000 allocationID: A34567 symbol: XYZ eventTimestamp: 20180419T210000 cancelFlag: cancelTimestamp: quantity: 800 price: 10.00 side: B firmDesignatedID: CUS001 institutionFlag: false tradeDate: 20180419 settlementDate: 20180420 allocationType: CUS DVPCustodianID: correspondentCRD: newOrderFDID: CUS001 allocationInstructionTime: accountHolderType: I	<i>eventTimestamp does            not change on the COR            record, the            cancelTimestamp will            reflect the time that the            allocation was cancelled.</i>

## 6.2.2 Allocation is Amended After Initial Booking Then Cancelled

This scenario illustrates the CAT reporting requirements when an Industry Member amends an allocation after it is initially booked to the customer's account, then later cancels the allocation. In this scenario, an Industry Member allocates 500 shares to a customer. After the initial booking of shares to the customer account, the Industry Member determines that the customer should have been allocated 800 shares. Later, the Industry Member makes the determination to cancel the allocation.

The reporting of this scenario depends on the Industry Member's allocation process and how the amendments are reflected in the firm's books and records. The cancellation of an allocation can be reported to CAT using the *cancelFlag* and *cancelTimestamp* in the Post-Trade Allocation event or the Amended Allocation event, as illustrated in Options 1 and 2 below. The *cancelTimestamp* must reflect the time that the allocation was cancelled. Refer to Section 4.14 of the [CAT Reporting Technical Specifications for Industry Members](#) for additional information.

The same guidance outlined in this scenario would apply if the allocation was not amended before it was cancelled.

Option 1:

The cancellation of the allocation is reported to CAT using the *cancelFlag* and *cancelTimestamp* in the Post-Trade Allocation event. In this example, since the Industry Member was unable to capture the *cancelFlag* and *cancelTimestamp* in its original submission, this information must be captured as a correction to the Post-Trade Allocation event.



Industry Member Broker 1 is required to report:

- The booking of 500 shares into the customer's account (Post-Trade Allocation event)
- An amendment of the allocation to 800 shares (Amended Allocation event)
- The cancellation of the allocation (COR for the original Post-Trade Allocation event with the *cancelFlag* as 'true')

In accordance with [FAQ U14](#), the Industry member is required to report changes to CAT reportable attributes of an allocation after the original booking of shares/contracts to CAT regardless if they occur

pre-settlement or post-settlement. The *cancelTimestamp* must reflect the time that the allocation was cancelled after it was previously amended. If the cancellation occurs after T+3 at 8:00 AM ET, which is the deadline for timely corrections, Broker 1's COR will not be marked late if the *cancelTimestamp* is populated on the record.

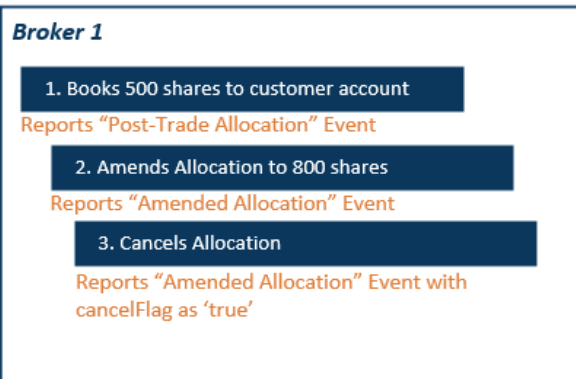
#	Step	Reported Event	Comments
1	Broker 1 allocates 500 shares to the customer's account	<p><i>Broker 1 reports a <b>Post-Trade Allocation event</b></i></p> <p>actionType: NEW  type: MEPA  allocationKeyDate: 20180419T000000  allocationID: A12345  symbol: XYZ  eventTimestamp: 20180419T200000  cancelFlag:  cancelTimestamp:  quantity: 500  price: 10.00  side: B  firmDesignatedID: CUS001  institutionFlag: false  tradeDate: 20180419  settlementDate: 20180420  allocationType: CUS  DVP_CustodianID:  correspondentCRD:  newOrderFDID: CUS001  allocationInstructionTime:  accountHolderType: I</p>	
2	Broker 1 determines that the customer should have been allocated 800 shares	<p><i>Broker 1 reports an <b>Amended Allocation event</b></i></p> <p>actionType: NEW  type: MEAA  allocationKeyDate: 20180419T000000  allocationID: A34567  priorAllocationKeyDate: 20180419T000000  priorAllocationID: A12345  symbol: XYZ  eventTimestamp: 20180419T210000  quantity: 800  price: 10.00  side: B  firmDesignatedID: CUS001</p>	

#	Step	Reported Event	Comments
		institutionFlag: false tradeDate: 20180419 settlementDate: 20180420 allocationType: CUS DVPCustodianID: correspondentCRD: newOrderFDID: CUS001 allocationInstructionTime: cancelFlag: cancelTimestamp: accountHolderType: I	
3	Broker 1 cancels the allocation	<i>Broker 1 reports a COR for its original <b>Post-Trade Allocation</b> event with the <i>cancelFlag</i> as 'true'</i>  actionType: COR type: MEPA allocationKeyDate: 20180419T000000 allocationID: A12345 symbol: XYZ eventTimestamp: 20180419T210000 cancelFlag: true cancelTimestamp: 20180419T220000 quantity: 500 price: 10.00 side: B firmDesignatedID: CUS001 institutionFlag: false tradeDate: 20180419 settlementDate: 20180420 allocationType: CUS DVPCustodianID: correspondentCRD: newOrderFDID: CUS001 allocationInstructionTime: accountHolderType: I	The <i>eventTimestamp</i> in Broker 1's COR event must reflect the same timestamp as the original allocation.  The <i>cancelTimestamp</i> must reflect the time that the allocation was cancelled after it was previously amended. If the cancellation occurs after T+3 at 8:00 AM ET, which is the deadline for timely corrections, Broker 1's COR will not be marked late if the <i>cancelTimestamp</i> is populated on the record.

Option 2:

The Industry Member reports the cancellation of the allocation to CAT using the *cancelFlag* and *cancelTimestamp* in the Amended Allocation event.

Reporting Option 2A ('NEW' Amended Allocation event with the *cancelFlag* as 'true')

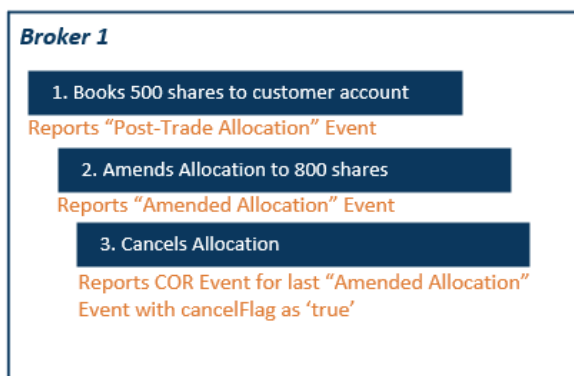


Industry Member Broker 1 is required to report:

- The booking of 500 shares into the customer's account (Post-Trade Allocation event)
- An amendment of the allocation to 800 shares (Amended Allocation event)
- The cancellation of the allocation (Amended Allocation event with the *cancelFlag* as 'true')

When reporting the cancellation of the allocation to CAT as described in Option 2A, the *eventTimestamp* must reflect the date/time that the allocation amendment was booked into the customer's/client's account, which is the same time that the allocation was cancelled as reflected in the *cancelTimestamp* field.

Reporting Option 2B ('COR' of Amended Allocation event with the *cancelFlag* as 'true')



Industry Member Broker 1 is required to report:

- The booking of 500 shares into the customer's account (Post-Trade Allocation event)
- An amendment of the allocation to 800 shares (Amended Allocation event)
- The cancellation of the allocation ('COR' for the last Amended Allocation event with the *cancelFlag* as 'true')

In this example, since the Industry Member was unable to capture the *cancelFlag* and *cancelTimestamp* in its original submission, this information may be captured as a correction to the Amended Allocation event.

When reporting the cancellation of the allocation to CAT as described in Option 2B, the *eventTimestamp* must reflect the date/time of the original Amended Allocation event submission, and the *cancelTimestamp* must reflect the time that the allocation was cancelled after it was previously amended. If the cancellation occurs after T+3 at 8:00 AM ET, which is the deadline for timely corrections, Broker 1's 'COR' event will not be marked late if the *cancelTimestamp* is populated on the record.

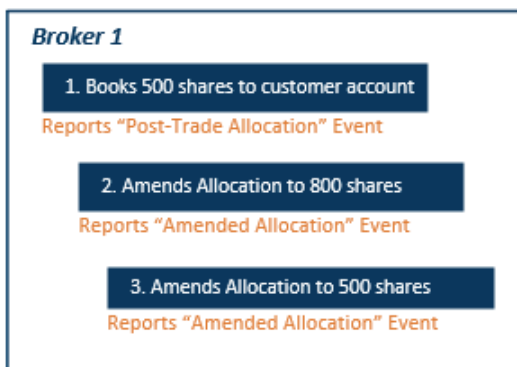
#	Step	Reported Event	Comments
1	Broker 1 allocates 500 shares to the customer's account	<p><b>Broker 1 reports a <i>Post-Trade Allocation</i> event</b></p> <p>actionType: NEW  type: MEPA  allocationKeyDate: 20180419T000000  allocationID: A12345  symbol: XYZ  eventTimestamp: 20180419T200000  cancelFlag:  cancelTimestamp:  quantity: 500  price: 10.00  side: B  firmDesignatedID: CUS001  institutionFlag: false  tradeDate: 20180419  settlementDate: 20180420  allocationType: CUS  DVPCustodianID:  correspondentCRD:  newOrderFDID: CUS001  allocationInstructionTime:  accountHolderType: I</p>	
2	Broker 1 determines that the customer should have been allocated 800 shares	<p><b>Broker 1 reports an <i>Amended Allocation</i> event</b></p> <p>actionType: NEW  type: MEAA  allocationKeyDate: 20180419T000000  allocationID: A34567  priorAllocationKeyDate: 20180419T000000  priorAllocationID: A12345  symbol: XYZ  eventTimestamp: 20180419T210000  quantity: 800  price: 10.00</p>	

#	Step	Reported Event		Comments
		side: B firmDesignatedID: CUS001 institutionFlag: false tradeDate: 20180419 settlementDate: 20180420 allocationType: CUS DVPCustodianID: correspondentCRD: newOrderFDID: CUS001 allocationInstructionTime: cancelFlag: cancelTimestamp: accountHolderType: I		
3	Broker 1 cancels the allocation	<p><b><u>Option 2A:</u></b></p> <p><i>Broker 1 reports an <b>Amended Allocation event</b> with the cancelFlag as 'true'</i></p> <p>actionType: NEW            type: MEAA            allocationKeyDate: 20180419T000000            allocationID: A67890            priorAllocationKeyDate: 20180419T000000            priorAllocationID: A34567            symbol: XYZ            eventTimestamp: 20180419T220000            quantity: 800            price: 10.00            side: B            firmDesignatedID: CUS001            institutionFlag: false            tradeDate: 20180419            settlementDate: 20180420            allocationType: CUS            DVPCustodianID:            correspondentCRD:            newOrderFDID: CUS001            allocationInstructionTime:            cancelFlag: true            cancelTimestamp: 20180419T220000            accountHolderType: I</p>	<p><b><u>Option 2B:</u></b></p> <p><i>Broker 1 reports a COR for <b>Amended Allocation event</b> with the cancelFlag as 'true'</i></p> <p>actionType: COR            type: MEAA            allocationKeyDate: 20180419T000000            allocationID: A34567            priorAllocationKeyDate: 20180419T000000            priorAllocationID: A12345            symbol: XYZ            eventTimestamp: 20180419T210000            quantity: 800            price: 10.00            side: B            firmDesignatedID: CUS001            institutionFlag: false            tradeDate: 20180419            settlementDate: 20180420            allocationType: CUS            DVPCustodianID:            correspondentCRD:            newOrderFDID: CUS001            allocationInstructionTime:            cancelFlag: true            cancelTimestamp: 20180419T220000            accountHolderType: I</p>	



### 6.2.3 Allocation is Amended then Reverted to the Original Terms and Conditions

This scenario illustrates the CAT reporting requirements when an Industry Member amends an allocation after it is initially booked to the customer’s account, then later reverts the changes on the terms of the original booking. In this scenario, an Industry Member allocates 500 shares to a customer. After the initial booking of shares to the customer account, the Industry Member determines that the customer should have been allocated 800 shares. Later, the Industry Member later makes the determination that the allocation should not have been updated to 800 shares, and reverts to the original 500 share booking.



Industry Member Broker 1 is required to report:

- The booking of 500 shares into the customer’s account (Post-Trade Allocation event)
- An amendment of the allocation to 800 shares (Amended Allocation event)
- An amendment of the allocation to 500 shares (Amended Allocation event)

Although the Industry Member reverted the changes that were made to the original booking, this must be captured as an Amended Allocation event reflecting the final details of the booking.

#	Step	Reported Event	Comments
1	Broker 1 allocates 500 shares to the customer’s account	<p><i>Broker 1 reports a <b>Post-Trade Allocation event</b></i></p> <p>actionType: NEW            type: MEPA            allocationKeyDate: 20180419T000000            allocationID: A12345            symbol: XYZ            eventTimestamp: 20180419T200000            cancelFlag:            cancelTimestamp:            quantity: 500            price: 10.00            side: B            firmDesignatedID: CUS001            institutionFlag: false</p>	

#	Step	Reported Event	Comments
		tradeDate: 20180419 settlementDate: 20180420 allocationType: CUS DVPCustodianID: correspondentCRD: newOrderFDID: CUS001 allocationInstructionTime: accountHolderType: I	
2	Broker 1 determines that the customer should have been allocated 800 shares	<i>Broker 1 reports an <b>Amended Allocation event</b></i>  actionType: NEW type: MEAA allocationKeyDate: 20180419T000000 allocationID: A34567 priorAllocationKeyDate: 20180419T000000 priorAllocationID: A12345 symbol: XYZ eventTimestamp: 20180419T220000 cancelFlag: cancelTimestamp: quantity: 800 price: 10.00 side: B firmDesignatedID: CUS001 institutionFlag: false tradeDate: 20180417 settlementDate: 20180419 allocationType: CUS DVPCustodianID: correspondentCRD: newOrderFDID: CUS001 allocationInstructionTime: cancelFlag: cancelTimestamp: accountHolderType: I	
3	Broker 1 reverts the changes made to the allocation	<i>Broker 1 reports an <b>Amended Allocation event</b></i>  actionType: NEW type: MEAA allocationKeyDate: 20180419T000000 allocationID: A98765 priorAllocationKeyDate: 20180419T000000 priorAllocationID: A34567 symbol: XYZ	Although Broker 1 reverted the changes made to the allocation, this must be reflected in CAT as an Amended Allocation event.

#	Step	Reported Event	Comments
		eventTimestamp: 20180419T230000 cancelFlag: cancelTimestamp: quantity: 500 price: 10.00 side: B firmDesignatedID: CUS001 institutionFlag: false tradeDate: 20180419 settlementDate: 20180420 allocationType: CUS DVPCustodianID: correspondentCRD: newOrderFDID: CUS001 allocationInstructionTime: cancelFlag: cancelTimestamp: accountHolderType: I	

## 7 Error Correction Scenarios

This section illustrates reporting requirements when correcting an error in CAT. These scenarios are applicable to equivalent equities and options order flows. Refer to Section 7 of the [CAT Reporting Technical Specifications for Industry Members](#) and [Section P of the CAT FAQs regarding Feedback and Error Corrections](#) for additional information.

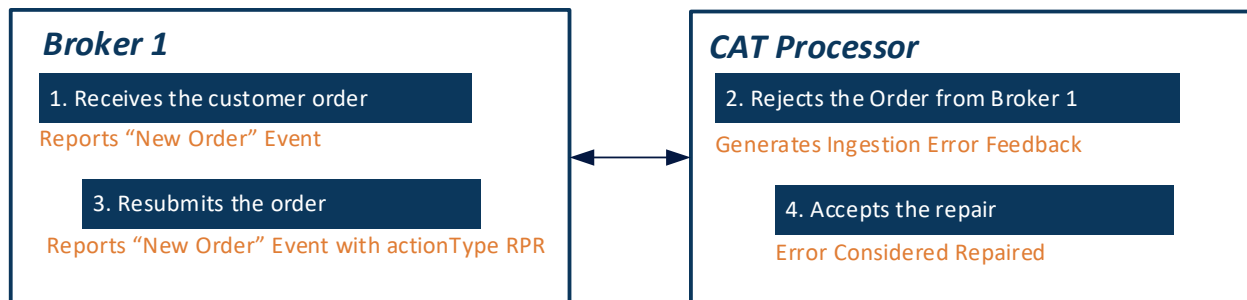
### 7.1 Correcting Ingestion Errors

#### 7.1.1 Correcting an Error using Action Type of 'RPR'

This scenario illustrates the error feedback provided by the CAT Processor and the follow-up reporting requirements to CAT for an Industry Member that repairs an error using the Action Type of 'RPR'.

For this scenario, the following steps occur:

- Industry Member submits a New Order event that is subsequently rejected.
- The CAT Processor provides the error feedback to the Industry Member.
- The Industry Member corrects the error and resubmits to CAT.



Note that in the example below, only a subset of fields relevant to corrections have been included.

#	Step	Reported Event	Comments
1	Broker 1 submits an order.	<i>Broker 1 reports a <b>New Order event</b></i> actionType: NEW firmROEID: 20180501_M12360 type: MENO CATReporterIMID: BRK1 orderKeyDate: 20180501T153035.234456 orderID: O12345 symbol: XYZ eventTimestamp: 20180501T153035.234456 accountHolderType: B	
2	Broker 1 receives feedback from the CAT Processor.	<i>Broker 1 receives feedback on the <b>New Order event</b></i>	Rejected with Error Code 2001 - Missing or Invalid <i>accountHolderType</i>

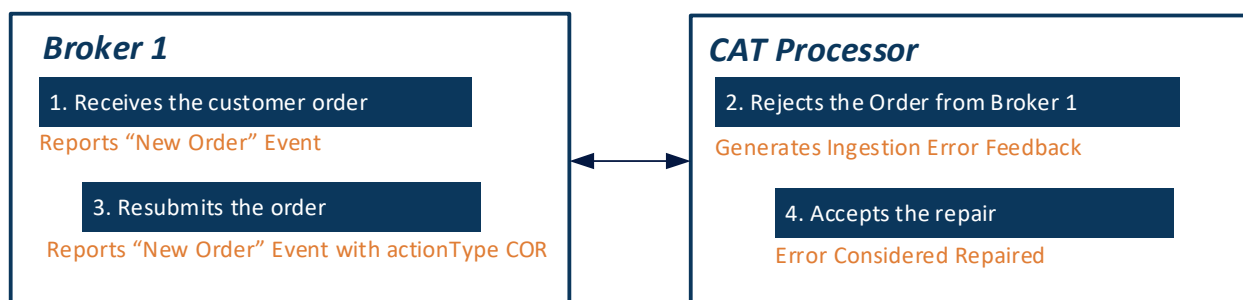
#	Step	Reported Event	Comments
		errorCode: 2001 actionType: RPR errorROEID: 123456789 firmROEID: 20180501_M12360 type: MENO CATReporterIMID: BRK1 orderKeyDate: 20180501T153035.234456 orderID: O12345 symbol: XYZ eventTimestamp: 20180501T153035.234456 accountHolderType: B	
3	The Industry Member repairs the record using the Action Type of 'RPR' and resubmits.	<i>Broker 1 resubmits the <b>New Order event</b></i>  actionType: RPR errorROEID: 123456789 firmROEID: 20180501_M12360 type: MENO CATReporterIMID: BRK1 orderKeyDate: 20180501T153035.234456 orderID: O12345 symbol: XYZ eventTimestamp: 20180501T153035.234456 accountHolderType: P	
4	CAT Processor accepts the repair.		The original error will be considered as repaired.  The repaired event will be processed by CAT.

**7.1.2 Correcting an Error using the Action Type of 'COR'**

This scenario illustrates the error feedback provided by the CAT Processor and the follow-up reporting requirements to CAT for an Industry Member that repairs an error using the Action Type of 'COR'.

For this scenario, the following steps occur:

- Industry Member submits a New Order event that is subsequently rejected.
- The CAT Processor provides the error feedback to the Industry Member.
- The Industry Member corrects the error and resubmits to CAT.



Note that in the example below, only a subset of fields relevant to corrections have been included.

#	Step	Reported Event	Comments
1	Broker 1 submits an order	<i>Broker 1 reports a <b>New Order</b> event</i> actionTypes: NEW firmROEID: 20180501_M12360 type: MENO CATReporterIMID: BRK1 orderKeyDate: 20180501T153035.234456 orderID: O12345 symbol: XYZ eventTimestamp: 20180501T153035.234456 accountHolderType: B	
2	Broker 1 receives feedback from the CAT Processor	<i>Broker 1 receives feedback on the <b>New Order</b> event</i> errorCode: 2001 actionTypes: RPR errorROEID: 123456789 firmROEID: 20180501_M12360 type: MENO CATReporterIMID: BRK1 orderKeyDate: 20180501T153035.234456 orderID: O12345 symbol: XYZ eventTimestamp: 20180501T153035.234456 accountHolderType: B	Rejected with Error Code 2001 - Missing or Invalid <i>accountHolderType</i>  Feedback includes <i>actionType</i> of RPR
3	The Industry Member repairs the record using the Action Type of 'COR' and resubmits.	<i>Broker 1 resubmits the <b>New Order</b> event</i> actionTypes: COR errorROEID: firmROEID: 20180501_M12360 type: MENO CATReporterIMID: BRK1 orderKeyDate: 20180501T153035.234456	

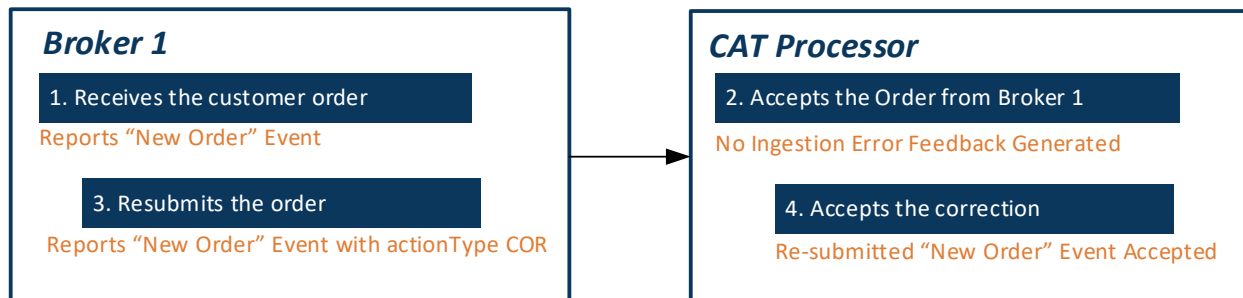
#	Step	Reported Event	Comments
		orderID: O12345 symbol: XYZ eventTimestamp: 20180501T153035.234456 accountHolderType: P	
4	CAT Processor accepts the repair.		The original error will be considered as repaired.  The repaired event will be processed by CAT.

### 7.1.3 Firm Initiated Correction using Action Type of 'COR'

This scenario illustrates the firm initiated correction reporting requirements to CAT for an Industry Member that corrects an error using the Action Type of 'COR'.

For this scenario, the following steps occur:

- Industry Member submits a New Order event that is accepted.
- The Industry Member subsequently submits a correction to the *accountHolderType* field reported to CAT.



Note that in the example below, only a subset of fields relevant for corrections have been included.

#	Step	Reported Event	Comments
1	Broker 1 submits an order.	<b>Broker 1 reports a New Order event</b>  actionType: NEW firmROEID: 20180501_M12360 type: MENO CATReporterMID: BRK1 orderKeyDate: 20180501T153035.234456 orderID: O12345 symbol: XYZ eventTimestamp: 20180501T153035.234456	

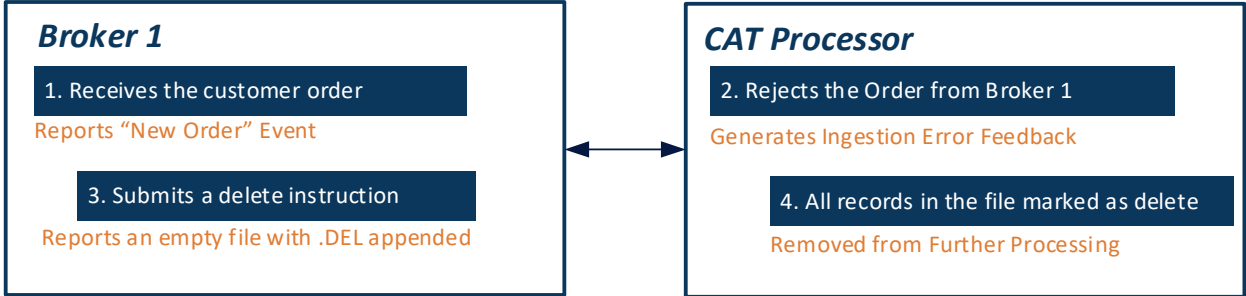
#	Step	Reported Event	Comments
		accountHolderType: P	
2	Broker 1 order is accepted.		
3	The Industry Member submits a correction using the Action Type of 'COR'.	<b>Broker 1 resubmits the New Order event</b>  actionType: COR errorROEID: firmROEID: 20180501_M12360 type: MENO CATReporterIMID: BRK1 orderKeyDate: 20180501T153035.234456 orderID: O12345 symbol: XYZ eventTimestamp: 20180501T153035.234456 accountHolderType: A	
4	CAT Processor accepts the correction.		The corrected event will be processed by CAT.

**7.1.4 File Deletion**

This scenario illustrates the reporting requirements to CAT for an Industry Member that submits a delete file instruction. After the firm has received the File Acknowledgement feedback, the file deletion instruction may only be used for files with data representing an event date that is prior to 8 am on T+4. All events contained within the original file for which the file deletion instruction was received must have an Action Type of NEW.

For this scenario, the following steps occur:

- Industry Member submits a New Order event that is subsequently rejected.
- The CAT Processor provides the error feedback to the Industry Member.
- The Industry Member submits a delete file instruction to CAT.





Note that in the example below, only a subset of fields relevant for corrections have been included.

#	Step	Reported Event	Comments
1	Broker 1 submits an order	<i>Broker 1 reports a <b>New Order</b> event</i>  actionType: NEW firmROEID: 20180501_M12360 type: MENO CATReporterIMID: BRK1 orderKeyDate: 20180501T153035.234456 orderID: O12345 symbol: XYZ eventTimestamp: 20180501T153035.234456 accountHolderType: B fileName: SUBID_BRK1_20180501_OrderEvents_000123.json.bz2	
2	Broker 1 receives feedback from the CAT Processor	<i>Broker 1 receives feedback on the <b>New Order</b> event</i>  errorCode: 2001 actionType: RPR errorROEID: 123456789 firmROEID: 20180501_M12360 type: MENO CATReporterIMID: BRK1 orderKeyDate: 20180501T153035.234456 orderID: O12345 symbol: XYZ eventTimestamp: 20180501T153035.234456 accountHolderType: B	Rejected with Error Code 2001 - Missing or Invalid <i>accountHolderType</i>
3	The Industry Member submits a delete file instruction	<i>Broker 1 submits an empty file with delete instruction on 20180503.</i>  SUBID_BRK1_20180501_OrderEvents_000123.DEL.json.bz2	
4	CAT Processor marks all records in the file as deleted		All events included in the original file submission will be considered deleted.  All associated errors will be considered as repaired.

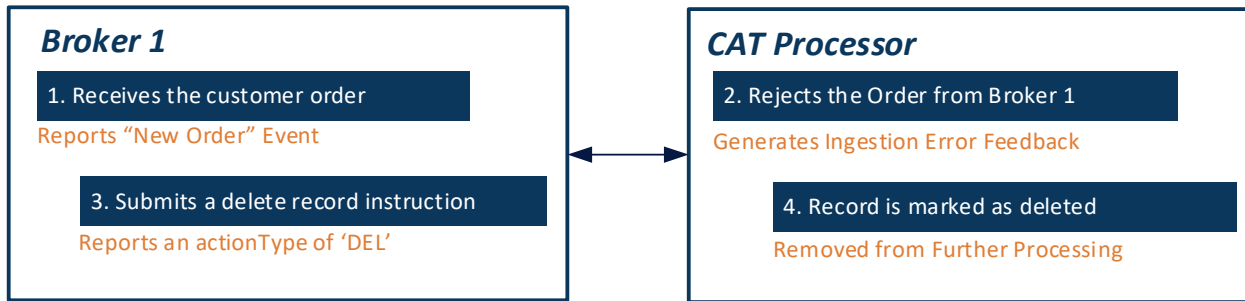
### 7.1.5 Deleting an Erroneous Record using Action Type of 'DEL'

This scenario illustrates the error feedback provided by the CAT Processor and the follow-up reporting requirements to CAT for an Industry Member that submits a record delete instruction.

For this scenario, the following steps occur:

- Industry Member submits a New Order event that is submitted and accepted.

- The CAT Processor provides the error feedback to the Industry Member.
- The Industry Member submits a delete record instruction to CAT.



Note that in the example below, only a subset of fields relevant for corrections have been included.

#	Step	Reported Event	Comments
1	Broker 1 submits an order	<i>Broker 1 reports a <b>New Order event</b></i>  actionType: NEW firmROEID: 20180501_M12360 type: MENO CATReporterIMID: BRK1 orderKeyDate: 20180501T153035.234456 orderID: O12345 symbol: XYZ eventTimestamp: 20180501T153035.234456 accountHolderType: B	
2	Broker 1 receives feedback from the CAT Processor	<i>Broker 1 receives feedback on the <b>New Order event</b></i>  errorCode: 2001 actionType: RPR errorROEID: 123456789 firmROEID: 20180501_M12360 type: MENO CATReporterIMID: BRK1 orderKeyDate: 20180501T153035.234456 orderID: O12345 symbol: XYZ eventTimestamp: 20180501T153035.234456 accountHolderType: B	Rejected with Error Code 2001 - Missing or Invalid <i>accountHolderType</i>
3	The Industry Member submits a delete record instruction	<i>Broker 1 submits a delete record instruction.</i>  actionType: DEL errorROEID: 123456789 firmROEID:	

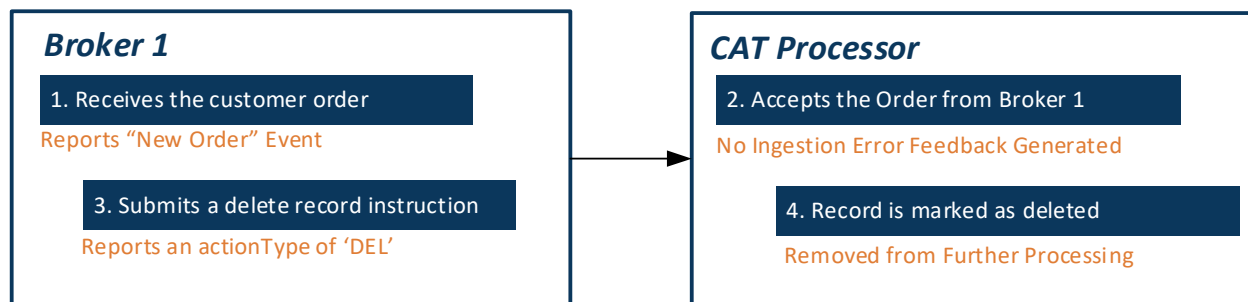
#	Step	Reported Event	Comments
4	CAT Processor marks the record as deleted		The original record will be considered as deleted.  All associated errors will be considered as repaired.

### 7.1.6 Deleting a record with no Error Feedback using Action Type of 'DEL'

This scenario illustrates the follow-up reporting requirements to CAT for an Industry Member that submits a record delete instruction without receiving Error Feedback.

For this scenario, the following steps occur:

- Industry Member submits a New Order event that is accepted.
- The Industry Member submits a delete record instruction to CAT.



Note that in the example below, only a subset of fields relevant for corrections have been included.

#	Step	Reported Event	Comments
1	Broker 1 submits an order	<i>Broker 1 reports a New Order event</i>  actionType: NEW firmROEID: 20180501_M12360 type: MENO CATReporterIMID: BRK1 orderKeyDate: 20180501T153035.234456 orderId: O12345 symbol: XYZ eventTimestamp: 20180501T153035.234456 accountHolderType: P	
2	Broker 1 order is accepted.		
3	The Industry Member submits a delete record instruction.	<i>Broker 1 submits a delete record instruction.</i>  actionType: DEL errorROEID:	

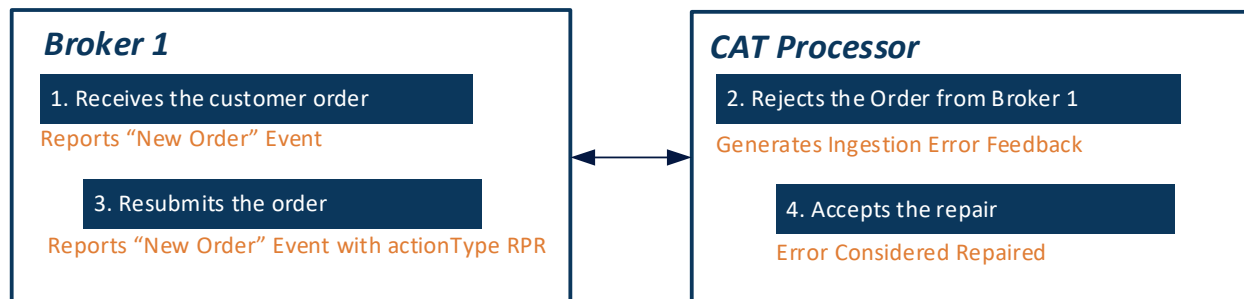
#	Step	Reported Event	Comments
		firmROEID: 20180501_M12360	
4	CAT Processor marks the record as deleted.		The original record will be considered as deleted.  All associated errors will be considered as repaired.

### 7.1.7 Correcting an Unreadable Event using Action Type of 'RPR'

This scenario illustrates the error feedback provided by the CAT Processor and the follow-up reporting requirements to CAT for an Industry Member that repairs an error using the Action Type of 'RPR' when the submitted record is unreadable by CAT.

For this scenario, the following steps occur:

- Industry Member submits a New Order that is subsequently rejected because it was malformed and could not be parsed.
- The CAT Processor provides the error feedback to the Industry Member including the Error Code.
- The Industry Member corrects the error and resubmits to CAT.



Note that in the example below, only a subset of fields relevant for corrections have been included.

#	Step	Reported Event	Comments
1	Broker 1 submits an order	<i>Broker 1 reports an unreadable record.</i>	
2	Broker 1 receives feedback from the CAT Processor	<i>Broker 1 receives feedback</i>	Rejected with Error Code 2134 - Invalid JSON or CSV format  The record cannot be parsed, hence the only fields that will be returned will be <i>errorCode</i> , <i>actionType</i> and <i>errorROEID</i> .
3	The Industry Member repairs the record using the Action Type of 'RPR' and resubmits.	<i>Broker 1 resubmits the event</i>  actionType: RPR errorROEID: 123456789 firmROEID: 20180501_M12360	

#	Step	Reported Event	Comments
		type: MENO CATReporterIMID: BRK1 orderKeyDate: 20180501T153035.234456 orderID: O12345 symbol: XYZ eventTimestamp: 20180501T153035.234456 accountHolderType: P	
4	CAT Processor accepts the repair.		The original error will be considered as repaired.  The repaired event will be processed by CAT.

## 7.2 Correcting Linkage Discovery Errors

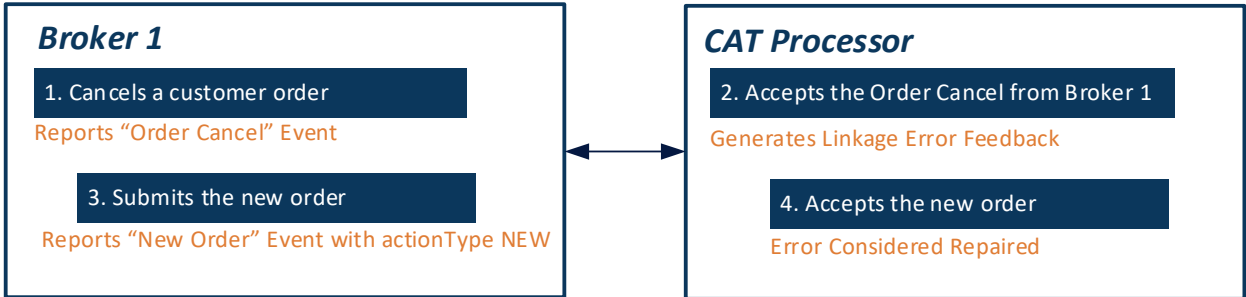
### 7.2.1 Correcting an Intrafirm Linkage Error using Action Type of 'NEW'

This scenario illustrates the error feedback provided by the CAT Processor and the follow-up reporting requirements to CAT for an Industry Member that repairs an intra-firm linkage error using the action type of 'NEW'. This scenario applies to error code 3501 when the originating event does not exist in CAT.

In such instances, the reporting of a 'RPR' or 'COR' is not applicable since the unlinked event must remain. The error is resolved by reporting the missing event.

For this scenario, Industry Member Broker 1 reported an Order Cancel event, without an associated origination event:

- Order Cancel event submitted by Broker 1 is unlinked due to Order Key not found.
- The CAT Processor provides the intra-firm linkage error feedback to the Industry Member.
- The Industry Member submits the missing event to the CAT Processor, which corrects the linkage error.



Note that in the example below, only a subset of fields relevant for corrections have been included.

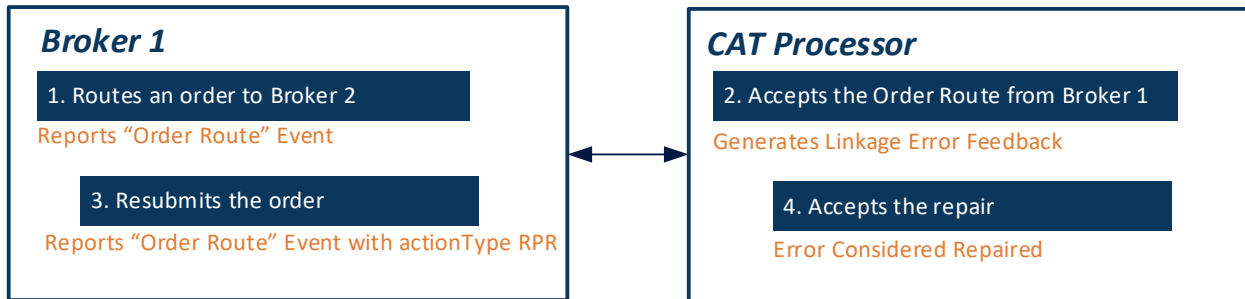
#	Step	Reported Event	Comments
1	Broker 1 reports an order cancel event	<p><i>Broker 1 reports an <b>Order Cancel event</b></i></p> <p>actionType: NEW  firmROEID: 20180417_Q12360  type: MEOC  CATReporterIMID:BRK1  orderKeyDate: 20180417T000000  eventTimestamp:  20180417T143035.323556  symbol: XYZ  orderID: Z23456  cancelQty: 1000</p>	
2	Broker 1 receives feedback from the CAT Processor.	<p><i>Broker 1 receives feedback on the <b>Order Cancel event</b></i></p> <p>errorCode: 3501  actionType: RPR  errorROEID: 923451234  firmROEID: 20180417_Q12360  type: MEOC  CATReporterIMID:BRK1  orderKeyDate: 20180417T000000  orderID: Z23456  symbol: XYZ  cancelQty: 1000</p>	Linkage Error Code 3501 - Secondary Event – Order Key, Trade Key, Quote Key or Fulfillment Key not found
3	The Industry Member repairs the unlink record using the Action Type of 'NEW'.	<p><i>Broker 1 submits the <b>New Order event</b></i></p> <p>actionType: NEW  firmROEID: 20180417_Q12378  type: MENO  CATReporterIMID:BRK1  orderKeyDate: 20180417T000000  orderID: Z23456  symbol: XYZ  quantity: 1000</p>	The late reported MENO event is NOT required to include the errorROEID or firmROEID of the associated linkage error.
5	CAT Processor accepts the unlink repair.		During processing, CAT will make the linkage and the original linkage error will be considered repaired.

**7.2.2 Correcting an Interfirm Linkage Error using Action Type of 'RPR'**

This scenario illustrates the error feedback provided by the CAT Processor and the follow-up reporting requirements to CAT for an Industry Member that repairs an interfirm linkage error using the Action Type of 'RPR'.

For this scenario, the following events occur:

- Order Route event submitted by Broker 1 is unlinked because a matching *routedOrderID* cannot be found
- The CAT Processor provides the unlinked error feedback to the Industry Member.
- The Industry Member corrects the error and resubmits to CAT.



Note that in the example below, only a subset of fields relevant for corrections have been included.

#	Step	Reported Event	Comments
1	Broker 1 routes order to Broker 2.	<p><i>Broker 1 reports an <b>Order Route event</b></i></p> <p>actionType: NEW            firmROEID: 20180417_Z12360            type: MEOR            orderKeyDate: 20180417T000000            eventTimestamp: 20180417T153035.234556            symbol: XYZ            senderIMID: 123:FRMA            destination: 456:FRMB            orderID: O23456            routedOrderID: AO222</p>	
2	Broker 1 receives feedback from the CAT Processor.	<p><i>Broker 1 receives feedback on the <b>Order Route event</b></i></p> <p>errorCode: 8003            actionType: RPR            errorROEID: 123451234            firmROEID: 20180417_Z12360            type: MEOR            orderKeyDate: 20180417T000000            eventTimestamp: 20180417T153035.234556            symbol: XYZ            senderIMID: 123:FRMA            destination: 456:FRMB            orderID: O23456            routedOrderID: AO222</p>	Linkage Error Code 8003 - Matching <i>routedOrderID/routedQuoteID</i> cannot be found.

#	Step	Reported Event	Comments
3	Broker 1 receives feedback from the CAT Processor.	<p><i>Broker 1 receives feedback as Named on the <b>Order Accepted event</b></i></p> <p>errorCode: 9004  actionType: RPR  firmROEID: 20180417_Z12322  eventTimestamp: 20180417T153035.234556  symbol: XYZ  receiverIMID: 123:FRMB  senderIMID: 456:FRMA  routedOrderID: AO223  quantity: 100</p>	Linkage Error Code 9004: Named - Matching <i>routedOrderID/routedQuoteID</i> cannot be found.
4	The Industry Member repairs the unlink record using the Action Type of 'RPR' and resubmits.	<p><i>Broker 1 resubmits the <b>Order Route event</b></i></p> <p>actionType: RPR  errorROEID: 123451234  firmROEID: 20180417_Z12360  type: MEOR  orderKeyDate: 20180417T000000  eventTimestamp: 20180417T153035.234556  symbol: XYZ  senderIMID: 123:FRMA  destination: 456:FRMB  orderID: O23456  routedOrderID: AO223</p>	The firm may also use actionType of 'COR' when re-submitting the Order Route event.
5	CAT Processor accepts the unlink repair.		During processing, CAT will make the linkage and BOTH of the original linkage errors will be considered repaired.

**7.2.3 Correcting an Interfirm Linkage Error using Action Type of 'RPR'**

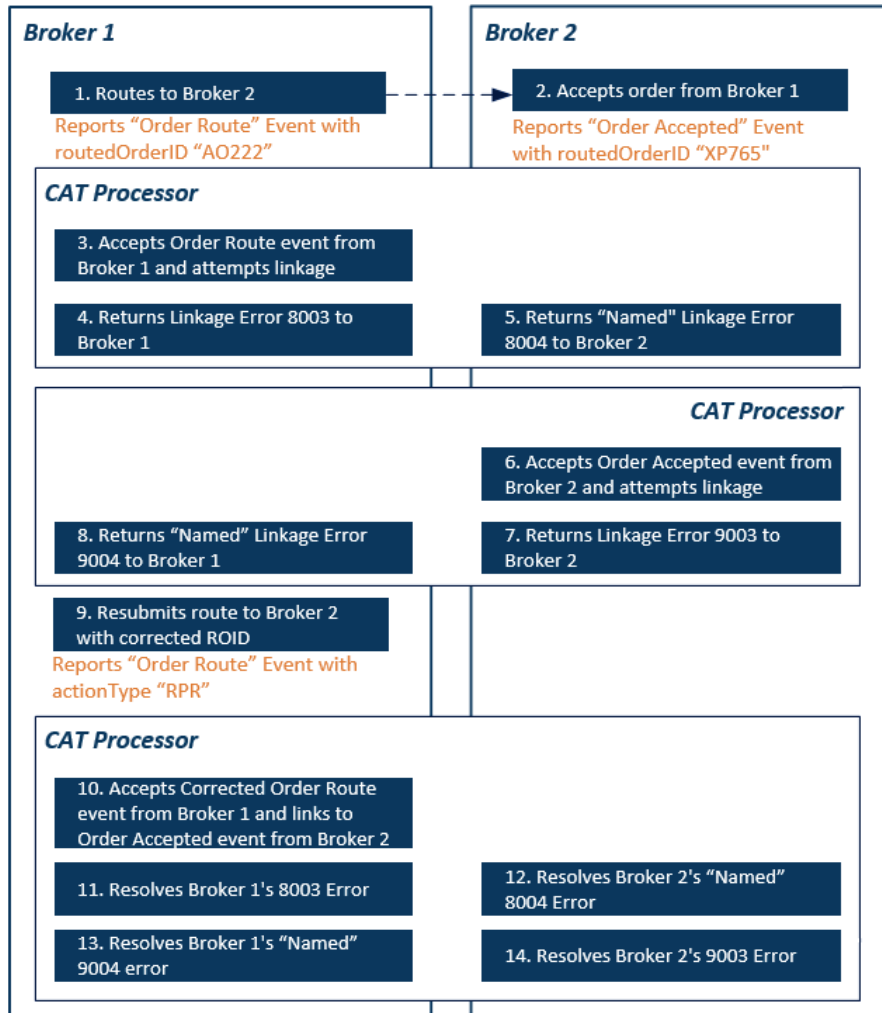
This scenario illustrates the error feedback provided by the CAT Processor and the follow-up reporting requirements to CAT for an Industry Member that repairs an interfirm linkage error using the Action Type of 'RPR'.

For this scenario, the following events occur:

- Order Route event submitted by Broker 1 is unlinked to Order Accepted event submitted by Broker 2 because a matching *routedOrderID* cannot be found
- The CAT Processor returns unlinked error feedback to the reporting parties and unlinked "named" error feedback to the "named" parties
- Broker 1 corrects the error in the *routedOrderID* and resubmits to CAT



- The CAT Processor links the Order Route event resubmitted by Broker 1 to the Order Accepted event reported by Broker 2 and resolves the errors



Note that in the example below, only a subset of fields relevant for corrections have been included.

#	Step	Reported Event	Comments
1	Broker 1 reports route to Broker 2	<p><b>Broker 1 reports an <i>Order Route</i> event</b></p> <p>actionType: NEW            firmROEID: 20180417_Z12360            type: MEOR            orderKeyDate: 20180417T000000            orderID: O23456            symbol: XYZ            eventTimestamp: 20180417T153035.234556            senderIMID: 123:FRMA            destination: 456:FRMB</p>	

#	Step	Reported Event	Comments
		routedOrderID: AO222	
2	Broker 2 accepts the order from Broker 1	<p><i>Broker 2 reports an <b>Order Accepted event</b></i></p> <p>actionType: NEW  firmROEID: 20180417_X98735  type: MEOA  orderKeyDate: 20180417T000000  orderID: O6789  symbol: XYZ  eventTimestamp:  20180417T153035.234556  receiverIMID: 456:FRMB  senderIMID: 123:FRMA  routedOrderID: XP756</p>	
3	Broker 1 receives unlinked feedback from the CAT Processor	<p><i>Broker 1 receives feedback on the <b>Order Route event</b></i></p> <p>errorCode: 8003  actionType: RPR  errorROEID: 123451234  firmROEID: 20180417_Z12360  type: MEOR  orderKeyDate: 20180417T000000  eventTimestamp:  20180417T153035.234556  symbol: XYZ  senderIMID: 123:FRMA  destination: 456:FRMB  orderID: O23456  routedOrderID: AO222</p>	Linkage Error Code 8003 - Matching <i>routedOrderID/routedQuoteID</i> cannot be found.
4	Broker 2 receives "named" unlinked feedback from the CAT Processor	<p><i>Broker 2 receives feedback as Named on the <b>Order Route event</b></i></p> <p>errorCode: 8004  errorType: ERRIM  firmROEID: 20180417_Z12360  type: MEOR  symbol: XYZ  eventTimestamp:  20180417T153035.234556  senderIMID: 123:FRMA  destination: 456:FRMB  routedOrderID: AO222</p>	Linkage Error Code 8004 - Named - Matching <i>routedOrderID/receivedQuoteID</i> cannot be found.
5	Broker 2 receives unlinked feedback from the CAT processor	<p><i>Broker 2 receives feedback on the <b>Order Accepted event</b></i></p> <p>errorCode: 9003  actionType: RPR</p>	Linkage Error Code 9003 – Matching <i>routedOrderID/receivedQuoteID</i> cannot be found.

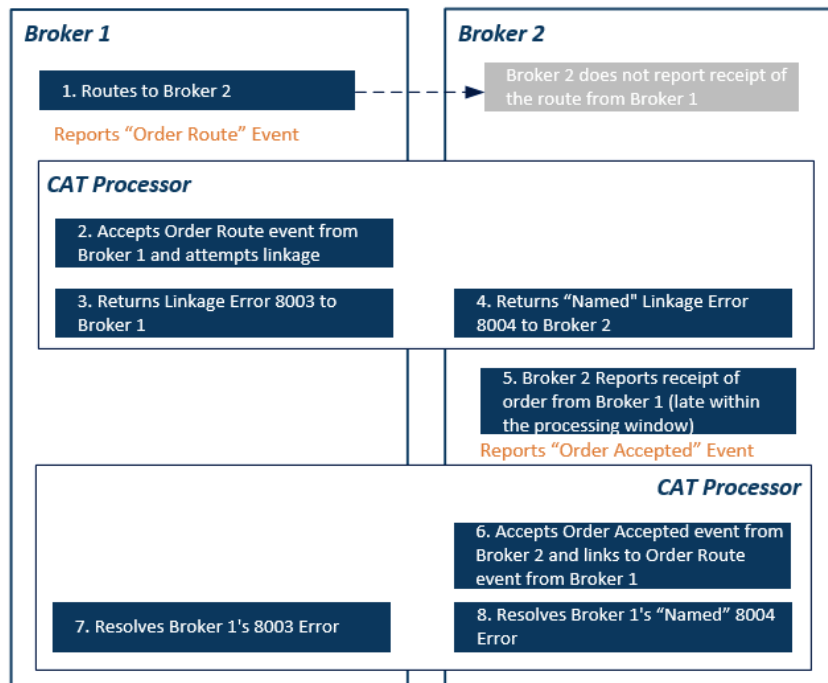
#	Step	Reported Event	Comments
		errorROEID: 98765987 firmROEID: 20180417_X98735 type: MEOA orderKeyDate: 20180417T000000 orderID: O6789 symbol: XYZ eventTimestamp: 20180417T153035.234556 receiverIMID: 456:FRMB senderIMID: 123:FRMA routedOrderID: XP756	
6	Broker 1 receives "named" feedback from the CAT Processor	<i>Broker 1 receives feedback as Named on the <b>Order Accepted event</b></i>  errorCode: 9004 errorType: ERRIM firmROEID: 20180417_Z12322 symbol: XYZ eventTimestamp: 20180417T153035.234556 receiverIMID: 456:FRMB senderIMID: 123:FRMA routedOrderID: XP756	Linkage Error Code 9004- Named- Matching <i>routedOrderID/routedQuoteID</i> cannot be found.
7	Broker 1 repairs the unlinked Order Route event using the Action Type of 'RPR' and resubmits	<i>Broker 1 resubmits the <b>Order Route event</b></i>  actionType: RPR errorROEID: 123451234 firmROEID: 20180417_Z12360 type: MEOR orderKeyDate: 20180417T000000 orderID: O23456 symbol: XYZ eventTimestamp: 20180417T153035.234556 senderIMID: 123:FRMA destination: 456:FRMB routedOrderID: XP756	The firm may also use <i>actionType</i> of 'COR' when re-submitting the Order Route event.
8	CAT Processor accepts the unlink repair and resolves linkage errors		During processing, CAT will make the linkage and the 8003, 8004, 9003 and 9004 errors will be considered repaired.

### 7.2.4 Correcting an Interfirm Linkage Error by Submitting the Missing Event

This scenario illustrates the error feedback provided by the CAT Processor and the follow-up reporting requirements to CAT for an Industry Member that repairs an interfirm linkage error by reporting the missing event.

For this scenario, the following events occur:

- Order Route event submitted by Broker 1 is unlinked, as no Order Accepted event was submitted by Broker 2
- The CAT Processor returns unlinked error feedback to Broker 1 and “named” feedback to Broker 2
- Broker 2 submits the related Order Accepted event to CAT
- The CAT Processor links the Order Route event submitted by Broker 1 to the Order Accepted event reported by Broker 2 and resolves the errors



Note that in the example below, only a subset of fields relevant for corrections have been included.

#	Step	Reported Event	Comments
1	Broker 1 reports route to Broker 2	<p><i>Broker 1 reports an <b>Order Route event</b></i></p> <p>actionType: NEW            firmROEID: 20180417_Z12360            type: MEOR            orderKeyDate: 20180417T000000</p>	

#	Step	Reported Event	Comments
		orderID: O23456 symbol: XYZ eventTimestamp: 20180417T153035.234556 senderIMID: 123:FRMA destination: 456:FRMB routedOrderID: AO222	
2	Broker 1 receives unlinked feedback from the CAT Processor	<i>Broker 1 receives feedback on the <b>Order Route event</b></i>  errorCode: 8003 actionType: RPR errorROEID: 123451234 firmROEID: 20180417_Z12360 type: MEOR orderKeyDate: 20180417T000000 eventTimestamp: 20180417T153035.234556 symbol: XYZ senderIMID: 123:FRMA destination: 456:FRMB orderID: O23456 routedOrderID: AO222	Linkage Error Code 8003 - Matching <i>routedOrderID/routedQuoteID</i> cannot be found.
3	Broker 2 receives "named" unlinked feedback from the CAT Processor	<i>Broker 2 receives feedback as Named on the <b>Order Route event</b></i>  errorCode: 8004 errorType: ERRIM firmROEID: 20180417_Z12360 type: MEOR symbol: XYZ eventTimestamp: 20180417T153035.234556 senderIMID: 123:FRMA destination: 456:FRMB routedOrderID: AO222	Linkage Error Code 8004 - Named - Matching <i>routedOrderID/receivedQuoteID</i> cannot be found.
4	Broker 2 reports the Order Accepted event (late within the processing window)	<i>Broker 2 receives feedback on the <b>Order Accepted event</b></i>  actionType: NEW firmROEID: 20180417_X98735 type: MEOA orderKeyDate: 20180417T000000 orderID: O6789 symbol: XYZ eventTimestamp: 20180417T153035.234556 receiverIMID: 456:FRMB senderIMID: 123:FRMA routedOrderID: AO222	

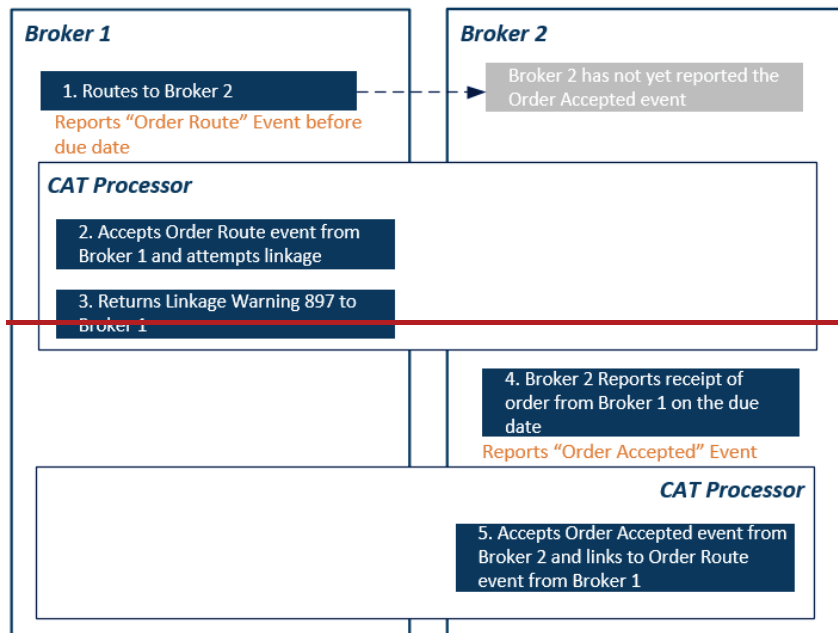
#	Step	Reported Event	Comments
5	CAT Processor links the record from Broker 2 and repair and resolves linkage errors		During processing, CAT will make the linkage and the 8003 and 8004 errors will be considered repaired.

### 7.2.5 ~~Retired Scenario Interfirm Linkage Warning for a Record Reported Early to CAT~~

~~This scenario illustrates the feedback provided by the CAT Processor and the follow-up reporting requirements to CAT for an Industry Member that reports a record to CAT prior to the due date.~~

~~For this scenario, the following events occur:~~

- ~~Order Route event submitted by Broker 1 is reported prior to the due date and is unlinked, as the Order Accepted event has not yet been submitted by Broker 2~~
- ~~The CAT Processor returns a warning to Broker 1 that is not repairable~~
- ~~Broker 2 submits the related Order Accepted event to CAT on the due date~~
- ~~The CAT Processor links the Order Route event submitted by Broker 1 to the Order Accepted event reported by Broker 2~~



~~Note that in the example below, only a subset of fields relevant for corrections have been included.~~

#	Step	Reported Event	Comments
1	Broker 1 reports route	Broker 1 reports an Order Route	

#	Step	Reported-Event	Comments
	to Broker 2 before the due date	<b>event</b> actionType: NEW firmROEID: 20180417_Z12360 type: MEOR orderKeyDate: 20180417T000000 orderID: O23456 symbol: XYZ eventTimestamp: 20180417T153035.234556 senderIMID: 123:FRMA destination: 456:FRMB routedOrderID: AO222	
2	Broker 1 receives unlinked warning from the CAT Processor	<i>Broker 1 receives feedback on the</i> <b>Order Route event</b> errorCode: 897 actionType: RPR errorROEID: 123451234 firmROEID: 20180417_Z12360 type: MEOR orderKeyDate: 20180417T000000 eventTimestamp: 20180417T153035.234556 symbol: XYZ senderIMID: 123:FRMA destination: 456:FRMB orderID: O23456 routedOrderID: AO222	The CAT Processor is unable to identify a matching ROID for the Event Date.  Linkage Error Code 897-  Early reported event
3	Broker 2 reports the Order Accepted event on the due date	<i>Broker 2 reports an</i> <b>Order Accepted event</b> actionType: NEW firmROEID: 20180417_X98735 type: MEOA orderKeyDate: 20180417T000000 orderID: O6789 symbol: XYZ eventTimestamp: 20180417T153035.234556 receiverIMID: 456:FRMB senderIMID: 123:FRMA routedOrderID: AO222	
4	CAT Processor links the record from Broker 2 to the record from Broker 1		No further action is required by Broker 1, since the 897 Warning is not repairable

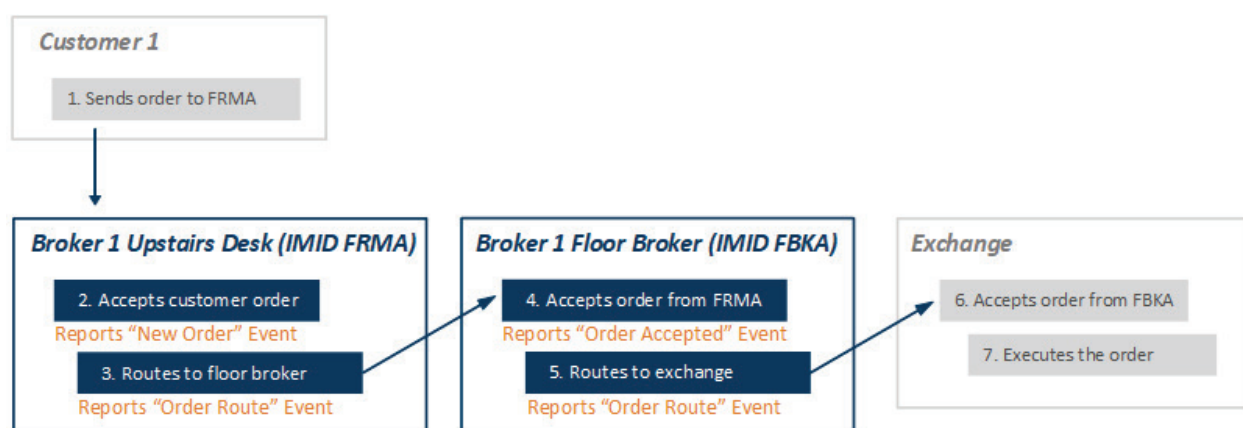
## 8 Floor Broker Scenarios

### 8.1 NYSE Floor Broker Scenarios

This section illustrates the CAT reporting requirements for NYSE Floor Brokers.

#### 8.1.1 Order Routed to a Floor Broker Within the Same Broker-Dealer

This scenario illustrates the CAT reporting requirements when an Industry Member receives a customer order, and further routes the customer order to a floor broker within the same broker-dealer that uses a separate IMID. While both parties belong to the same Industry Member, Broker 1 maintains a separate IMID for its upstairs desk and its floor broker. Upon receipt of the order, the floor broker further routes the order to the exchange for execution.



Industry Member Broker 1's upstairs desk (FRMA) is required to report:

- The receipt of the order from the customer (New Order event)
- The route of the order to its floor broker (Order Route event)

Industry Member Broker 1's floor broker (FBKA) is required to report:

- The receipt of the order from Broker 1's upstairs desk (Order Accepted event)
- The route of the order to the exchange (Order Route event)

Since Broker 1 maintains separate IMIDs for its floor broker and its upstairs desk, Broker 1 is required to report an MEOR reflecting a route to the floor broker, not an MEIR. Refer to [CAT FAQ L1](#) for additional information on equity floor broker reporting.

NYSE Options exchange is required to report as outlined in the [CAT Plan Participant Reporting Technical Specifications](#).

#	Step	Reported Event	Comments
1	Customer sends an order to Broker 1	NA	



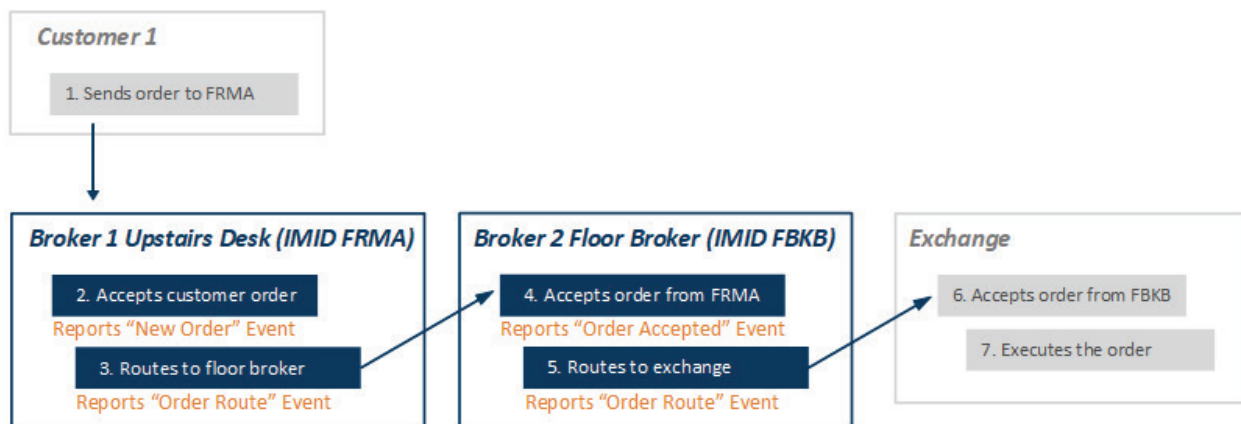
#	Step	Reported Event	Comments
2	Broker 1 accepts the customer order at IMID FRMA	<p><i>Broker 1's upstairs desk (IMID=FRMA) reports a <b>New Order event</b></i></p> <p>type: MENO  orderKeyDate: 20180417T000000  orderID: O11111  symbol: XYZ  eventTimestamp: 20180417T153035.234456  manualFlag: false  deptType: A  side: B  price: 10.00  quantity: 5000  orderType: LMT  timeInForce: DAY=20180417  tradingSession: REG  custDspIntrFlag: false  firmDesignatedID: INS001  accountHolderType: A  affiliateFlag: false  negotiatedTradeFlag: false  representativeInd: N</p>	
3	FRMA routes the order to the floor broker FBKA	<p><i>FRMA reports an <b>Order Route event</b></i></p> <p>type: MEOR  orderKeyDate: 20180417T000000  orderID: O11111  symbol: XYZ  eventTimestamp: 20180417T153035.234556  manualFlag: false  senderIMID: 123:FRMA  destination: 123:F1  destinationType: F  routedOrderID: XYZO555  session:  side: B  price: 10.00  quantity: 5000  orderType: LMT  timeInForce: DAY=20180417  tradingSession: REG  affiliateFlag: true  isoInd: NA</p>	<p>In this scenario, the <i>destination</i> represents the entering firm mnemonic of the floor broker receiving the order, which is a booth number.</p> <p>When routing an order to another IMID within the same broker-dealer, the <i>affiliateFlag</i> must be populated as 'true'.</p>

#	Step	Reported Event	Comments
		handlingInstructions:	
4	Floor broker accepts the order from FRMA	<p><i>Broker 1's Floor Broker (IMID=FBKA) reports an <b>Order Accepted event</b></i></p> <p>type: MEOA  orderKeyDate: 20180417T000000  orderID: O34567  symbol: XYZ  eventTimestamp: 20180417T153035.534556  manualFlag: false  receiverIMID: 123:F1  senderIMID: 123:FRMA  senderType: F  routedOrderID: XYZO555  affiliateFlag: true  deptType: A  side: B  price: 10.00  quantity: 5000  orderType: LMT  timeInForce: DAY=20180417  tradingSession: REG  isoInd: NA  custDspIntrFlag: false</p>	<p>In this scenario, the <i>receiverIMID</i> represents the entering firm mnemonic of the floor broker receiving the order, which is a booth number.</p> <p>When receiving an order from another IMID within the same broker-dealer, the <i>affiliateFlag</i> must be populated as 'true'.</p>
5	Floor broker routes the order to the exchange	<p><i>FBKA reports an <b>Order Route event</b></i></p> <p>type: MEOR  orderKeyDate: 20180417T000000  orderID: O34567  symbol: XYZ  eventTimestamp: 20180417T153036.534556  manualFlag: false  senderIMID: 123:BDG1234  destination: EXCH1  destinationType: E  routedOrderID: XYZO560  session: Es6:AA  side: B  price: 10.00  quantity: 5000  orderType: LMT  timeInForce: DAY=20180417</p>	<p>In this scenario, the <i>senderIMID</i> represents the badge number of the floor broker routing the order.</p>

#	Step	Reported Event	Comments
		tradingSession: REG affiliateFlag: false isoInd: NA handlingInstructions:	
6	The Exchange accepts the order from the floor broker	<i>EXCH1 reports a Participant <b>Order Accepted</b> event</i>	
7	The Exchange executes the order	<i>EXCH1 reports a Participant <b>Order Trade</b> event</i>	

### 8.1.2 Order Routed to a Floor Broker at Another Broker-Dealer

This scenario illustrates the CAT reporting requirements when an Industry Member receives a customer order, and further routes the customer order to a floor broker at another broker-dealer. Upon receipt of the order, the floor broker further routes the order to the exchange for execution.



Industry Member Broker 1's upstairs desk (FRMA) is required to report:

- The receipt of the order from the customer (New Order event)
- The route of the order to Broker 2's floor broker (Order Route event)

Industry Member Broker 2's floor broker (FBKB) is required to report:

- The receipt of the order from Broker 1's upstairs desk (Order Accepted event)
- The route of the order to the exchange (Order Route event)

Refer to [CAT FAQ L1](#) for additional information on equity floor broker reporting.

NYSE Options exchange is required to report as outlined in the [CAT Plan Participant Reporting Technical Specifications](#).

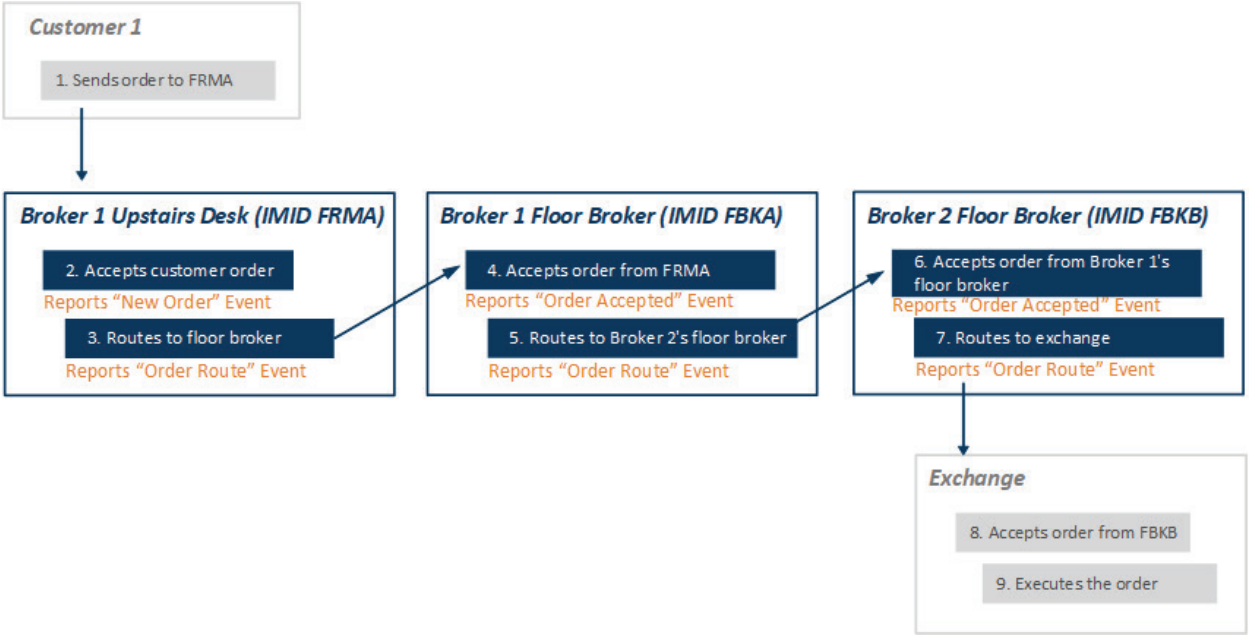
#	Step	Reported Event	Comments
1	Customer sends an order to Broker 1	NA	
2	Broker 1 accepts the customer order at IMID FRMA	<p><i>Broker 1's upstairs desk (IMID=FRMA) reports a <b>New Order event</b></i></p> <p>type: MENO  orderKeyDate: 20180417T000000  orderID: O11111  symbol: XYZ  eventTimestamp: 20180417T153035.234456  manualFlag: false  deptType: A  side: B  price: 10.00  quantity: 5000  orderType: LMT  timeInForce: DAY=20180417  tradingSession: REG  custDsplntrFlag: false  firmDesignatedID: INS001  accountHolderType: A  affiliateFlag: false  negotiatedTradeFlag: false  representativeInd: N</p>	
3	FRMA routes the order to Broker 2's floor broker FBKB	<p><i>FRMA reports an <b>Order Route event</b></i></p> <p>type: MEOR  orderKeyDate: 20180417T000000  orderID: O11111  symbol: XYZ  eventTimestamp: 20180417T153035.234556  manualFlag: false  senderIMID: 123:FRMA  destination: 456:F2  destinationType: F  routedOrderID: XYZO555  session:  side: B  price: 10.00  quantity: 5000  orderType: LMT  timeInForce: DAY=20180417  tradingSession: REG</p>	<p>In this scenario, the <i>destination</i> represents the entering firm mnemonic of the floor broker receiving the order, which is a booth number.</p> <p>When routing an order to another IMID within the same broker-dealer, the <i>affiliateFlag</i> must be populated as 'true'.</p>

#	Step	Reported Event	Comments
		affiliateFlag: false isoInd: NA handlingInstructions:	
4	Broker 2's floor broker accepts the order from FRMA	<i>Broker 2's Floor Broker (IMID=FBKB) reports an <b>Order Accepted event</b></i>  type: MEOA orderKeyDate: 20180417T000000 orderID: O34567 symbol: XYZ eventTimestamp: 20180417T153035.534556 manualFlag: false receiverIMID: 456:F2 senderIMID: 123:FRMA senderType: F routedOrderID: XYZO555 affiliateFlag: true deptType: A side: B price: 10.00 quantity: 5000 orderType: LMT timeInForce: DAY=20180417 tradingSession: REG isoInd: NA custDsplntrFlag: false	In this scenario, the <i>receiverIMID</i> represents the entering firm mnemonic of the floor broker receiving the order, which is a booth number.  When receiving an order from another IMID within the same broker-dealer, the <i>affiliateFlag</i> must be populated as 'true'.
5	Broker 2's floor broker routes the order to the exchange	<i>FBKB reports an <b>Order Route event</b></i>  type: MEOR orderKeyDate: 20180417T000000 orderID: O34567 symbol: XYZ eventTimestamp: 20180417T153036.534556 manualFlag: false senderIMID: 456:BDG3456 destination: EXCH1 destinationType: E routedOrderID: XYZO560 session: Es6:AA side: B price: 10.00 quantity: 5000	In this scenario, the <i>senderIMID</i> represents the badge number of the floor broker routing the order.

#	Step	Reported Event	Comments
		orderType: LMT timeInForce: DAY=20180417 tradingSession: REG affiliateFlag: false isoInd: NA handlingInstructions:	
6	The Exchange accepts the order from the floor broker	<b>EXCH1 reports a Participant Order Accepted event</b>	
7	The Exchange executes the order	<b>EXCH1 reports a Participant Order Trade event</b>	

**8.1.3 Floor Broker Routes an Order to a Floor Broker at Another Broker-Dealer**

This scenario illustrates the CAT reporting requirements when a floor broker routes an order to a floor broker at another Broker-Dealer. In this scenario, Industry Member Broker 1 receives a customer order, and further routes the customer order to a floor broker within the same broker-dealer that uses a separate IMID. Upon receipt of the order, the floor broker routes the order to Industry Member Broker 2’s floor broker. Industry Member Broker 2’s floor broker routes the order to the exchange for execution.



Industry Member Broker 1’s upstairs desk (FRMA) is required to report:

- The receipt of the order from the customer (New Order event)
- The route of the order to its floor broker (Order Route event)

Industry Member Broker 1’s floor broker (FBKA) is required to report:

- The receipt of the order from Broker 1's upstairs desk (Order Accepted event)
- The route of the order to Broker 2's floor broker (Order Route event)

Industry Member Broker 2's floor broker (FBKB) is required to report:

- The receipt of the order from Broker 1 (Order Accepted event)
- The route of the order to the exchange (Order Route event)

Refer to [CAT FAQ L1](#) for additional information on equity floor broker reporting.

NYSE Options exchange is required to report as outlined in the [CAT Plan Participant Reporting Technical Specifications](#).

#	Step	Reported Event	Comments
1	Customer sends an order to Broker 1	NA	
2	Broker 1 accepts the customer order at IMID FRMA	<p><i>Broker 1's upstairs desk (IMID=FRMA) reports a <b>New Order event</b></i></p> <p>type: MENO  orderKeyDate: 20180417T000000  orderID: O11111  symbol: XYZ  eventTimestamp: 20180417T153035.234456  manualFlag: false  deptType: A  side: B  price: 10.00  quantity: 5000  orderType: LMT  timeInForce: DAY=20180417  tradingSession: REG  custDsplntrFlag: false  firmDesignatedID: INS001  accountHolderType: A  affiliateFlag: false  negotiatedTradeFlag: false  representativeInd: N</p>	
3	FRMA routes the order to its floor broker FBKA	<p><i>FRMA reports an <b>Order Route event</b></i></p> <p>type: MEOR  orderKeyDate: 20180417T000000  orderID: O11111  symbol: XYZ  eventTimestamp:</p>	<p>In this scenario, the <i>destination</i> represents the entering firm mnemonic of the floor broker receiving the order, which is a booth number.</p> <p>When routing an order to another IMID within the same broker-dealer, the <i>affiliateFlag</i> must be populated as</p>

#	Step	Reported Event	Comments
		20180417T153035.234556 manualFlag: false senderIMID: 123:FRMA destination: 123:F1 destinationType: F routedOrderID: XYZO555 session: side: B price: 10.00 quantity: 5000 orderType: LMT timeInForce: DAY=20180417 tradingSession: REG affiliateFlag: true isoInd: NA handlingInstructions:	'true'.
4	Broker 1's floor broker accepts the order from FRMA	<i>Broker 1's Floor Broker (IMID=FBKA) reports an <b>Order Accepted event</b></i>  type: MEOA orderKeyDate: 20180417T000000 orderID: O34567 symbol: XYZ eventTimestamp: 20180417T153035.534556 manualFlag: false receiverIMID: 123:F1 senderIMID: 123:FRMA senderType: F routedOrderID: XYZO555 affiliateFlag: true deptType: A side: B price: 10.00 quantity: 5000 orderType: LMT timeInForce: DAY=20180417 tradingSession: REG isoInd: NA handlingInstructions: custDspIntrFlag: false	In this scenario, the <i>receiverIMID</i> represents the entering firm mnemonic of the floor broker receiving the order, which is a booth number.  When receiving an order from another IMID within the same broker-dealer, the <i>affiliateFlag</i> must be populated as 'true'.
5	Broker 1's floor broker routes the order to Broker 2's floor broker	<i>FBKA reports an <b>Order Route event</b></i>  type: MEOR	In this scenario, the <i>senderIMID</i> represents the entering firm mnemonic of the floor broker routing the order.



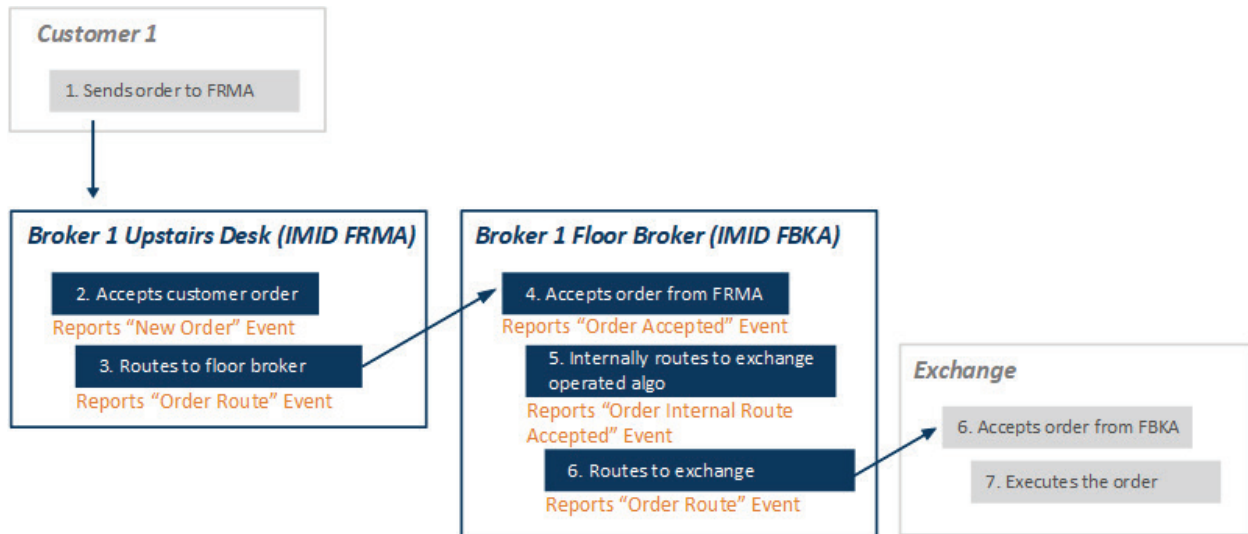
#	Step	Reported Event	Comments
		orderKeyDate: 20180417T000000 orderID: O34567 symbol: XYZ eventTimestamp: 20180417T153035.734556 manualFlag: false senderIMID: 123:F1 destination: 456:BDG3456 destinationType: F routedOrderID: XYZO560 session: side: B price: 10.00 quantity: 5000 orderType: LMT timeInForce: DAY=20180417 tradingSession: REG affiliateFlag: false isoInd: NA handlingInstructions:	The <i>destination</i> represents the badge number of the floor broker routing the order.
6	Broker 2's floor broker accepts the order from Broker 1's floor broker	<i>Broker 2's Floor Broker (IMID=FBKB) reports an <b>Order Accepted event</b></i>  type: MEOA orderKeyDate: 20180417T000000 orderID: O9999 symbol: XYZ eventTimestamp: 20180417T153035.934556 manualFlag: false receiverIMID: 456:BDG3456 senderIMID: 123:F1 senderType: F routedOrderID: XYZO560 affiliateFlag: false deptType: A side: B price: 10.00 quantity: 5000 orderType: LMT timeInForce: DAY=20180417 tradingSession: REG isoInd: NA handlingInstructions: custDspIntrFlag: false	In this scenario, the <i>destination</i> represents the entering firm mnemonic of the floor broker routing the order.  The <i>receiverIMID</i> represents the badge number of the floor broker routing the order.

#	Step	Reported Event	Comments
7	Broker 2's floor broker routes the order to the exchange	<p><i>FBKB reports an <b>Order Route event</b></i></p> <p>type: MEOR  orderKeyDate: 20180417T000000  orderID: O9999  symbol: XYZ  eventTimestamp:  20180417T153036.434556  manualFlag: false  senderIMID: 456:BDG3456  destination: EXCH1  destinationType: E  routedOrderID: XYZO575  session: Es6:AA  side: B  price: 10.00  quantity: 5000  orderType: LMT  timeInForce: DAY=20180417  tradingSession: REG  affiliateFlag: false  isolnd: NA  handlingInstructions:</p>	In this scenario, the <i>senderIMID</i> represents the badge number of the floor broker routing the order.
8	The Exchange accepts the order from the floor broker	<i>EXCH1 reports a Participant <b>Order Accepted event</b></i>	
9	The Exchange executes the order	<i>EXCH1 reports a Participant <b>Order Trade event</b></i>	

**8.1.4 Floor Broker Routes an Order to an Exchange Operated Algorithm**

This scenario illustrates the CAT reporting requirements when a floor broker receives an order and routes the order to an exchange operated algorithm. In this scenario, Industry Member Broker 1 receives a customer order, and further routes the customer order to a floor broker within the same broker-dealer that uses a separate IMID.

Upon receipt of the order, the floor broker further routes the order to an exchange operated algorithm. The algorithm routes the order to the exchange for execution. The exchange operated algorithm is considered to be a separate department or desk of Broker 1's floor broker for the purposes of reporting to CAT.



Industry Member Broker 1’s upstairs desk (FRMA) is required to report:

- The receipt of the order from the customer (New Order event)
- The route of the order to its floor broker (Order Route event)

Industry Member Broker 1’s floor broker (FBKA) is required to report:

- The receipt of the order from Broker 1’s upstairs desk (Order Accepted event)
- The internal route of the order to the exchange operated algorithm (Order Internal Route Accepted event)
- The route of the order to the exchange (Order Route event)

The floor broker’s route to the exchange operated algorithm is required to be reported as an MEIR event with a *handlingInstructions* value of “FBA”. Refer to [CAT FAQ L1](#) for additional information on equity floor broker reporting.

NYSE Options exchange is required to report as outlined in the [CAT Plan Participant Reporting Technical Specifications](#).

#	Step	Reported Event	Comments
1	Customer sends an order to Broker 1	NA	
2	Broker 1 accepts the customer order at IMID FRMA	<i>Broker 1’s upstairs desk (IMID=FRMA) reports a <b>New Order event</b></i>  type: MENO orderKeyDate: 20180417T000000 orderID: O11111 symbol: XYZ eventTimestamp:	

#	Step	Reported Event	Comments
		20180417T153035.234456 manualFlag: false deptType: A side: B price: 10.00 quantity: 5000 orderType: LMT timeInForce: DAY=20180417 tradingSession: REG custDsplntrFlag: false firmDesignatedID: INS001 accountHolderType: A affiliateFlag: false negotiatedTradeFlag: false representativeInd: N	
3	FRMA routes the order to its floor broker FBKA	<i>FRMA reports an <b>Order Route event</b></i>  type: MEOR orderKeyDate: 20180417T000000 orderID: O11111 symbol: XYZ eventTimestamp: 20180417T153035.234556 manualFlag: false senderIMID: 123:FRMA destination: 123:F1 destinationType: F routedOrderID: XYZO555 session: side: B price: 10.00 quantity: 5000 orderType: LMT timeInForce: DAY=20180417 tradingSession: REG affiliateFlag: true isoInd: NA handlingInstructions:	In this scenario, the <i>destination</i> represents the entering firm mnemonic of the floor broker receiving the order, which is a booth number.  When routing an order to another IMID within the same broker-dealer, the <i>affiliateFlag</i> must be populated as 'true'.
4	Floor broker receives the order from FRMA	<i>Broker 1's Floor Broker (IMID=FBKA) reports an <b>Order Accepted event</b></i>  type: MEOA orderKeyDate: 20180417T000000 orderID: O34567	In this scenario, the <i>receiverIMID</i> represents the entering firm mnemonic of the floor broker receiving the order, which is a booth number.  When receiving an order from another IMID within the same broker-dealer, the <i>affiliateFlag</i> must be

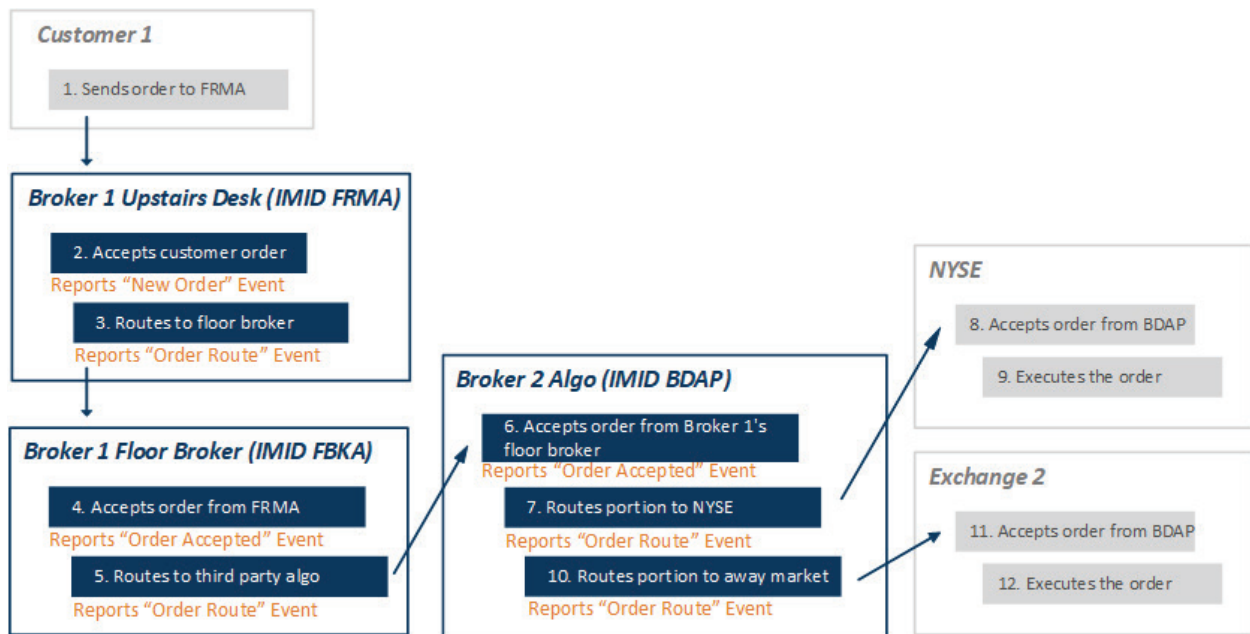
#	Step	Reported Event	Comments
		symbol: XYZ eventTimestamp: 20180417T153035.534556 manualFlag: false receiverIMID: 123:F1 senderIMID: 123:FRMA senderType: F routedOrderID: XYZO555 affiliateFlag: true deptType: A side: B price: 10.00 quantity: 5000 orderType: LMT timeInForce: DAY=20180417 tradingSession: REG isoInd: NA handlingInstructions: custDsplIntrFlag: false	populated as 'true'.
5	Floor broker routes the order to an exchange operated algorithm	<b>FBKA reports an <i>Order Internal Route Accepted event</i></b>  type: MEIR orderKeyDate: 20180417T000000 orderID: O34567 symbol: XYZ parentOrderKeyDate: parentOrderID: eventTimestamp: 20180417T153035.534556 manualFlag: false deptType: A receivingDeskType: FB infoBarrierID: BDG1234 side: B price: 10.00 quantity: 5000 orderType: LMT handlingInstructions: FBA timeInForce: DAY=20180417 tradingSession: REG deskOrderID:	When the order is internally routed, a new Order Key is not assigned, and the Parent Order Key fields must remain blank.  In this scenario, the <i>infoBarrierID</i> is populated with the Badge Number of the floor broker routing the order.  A <i>handlingInstructions</i> value of FBA is required on the MEIR event.  In this example, the order is internally routed in full. Therefore, the <i>deskOrderID</i> is not required.
6	FBKA routes the order to the exchange using the exchange operated algo	<b>FBKA reports an <i>Order Route event</i></b>  type: MEOR	In this scenario, the <i>senderIMID</i> represents the badge number of the floor broker routing the order.  A <i>handlingInstructions</i> value of FBA

#	Step	Reported Event	Comments
		orderKeyDate: 20180417T000000 orderID: O34567 symbol: XYZ eventTimestamp: 20180417T153036.534556 manualFlag: false senderIMID: 123:BDG1234 destination: EXCH1 destinationType: E routedOrderID: XYZO560 session: Es6:AA side: B price: 10.00 quantity: 5000 orderType: LMT timeInForce: DAY=20180417 tradingSession: REG affiliateFlag: false isoInd: NA handlingInstructions: FBA	is required.
7	The Exchange accepts the order from the floor broker	<i>EXCH1 reports a Participant Order Accepted event</i>	
8	The Exchange executes the order	<i>EXCH1 reports a Participant Order Trade event</i>	

**8.1.5 Floor Broker Routes an Order to an Algorithm Operated by Another Broker-Dealer**

This scenario illustrates the CAT reporting requirements when a floor broker receives an order and routes the order to a third party algorithm operated by another broker-dealer. In this scenario, Industry Member Broker 1 receives a customer order, and further routes the customer order to a floor broker within the same broker-dealer that uses a separate IMID.

Upon receipt of the order, the floor broker routes the order to a third party algorithm operated by another broker-dealer. The third party algorithm, which is operated by a registered broker-dealer, routes part of the order to the NYSE for execution and the rest of the order to an away exchange.



Industry Member Broker 1’s upstairs desk (FRMA) is required to report:

- The receipt of the order from the customer (New Order event)
- The route of the order to its floor broker (Order Route event)

Industry Member Broker 1’s floor broker (FBKA) is required to report:

- The receipt of the order from Broker 1’s upstairs desk (Order Accepted event)
- The route of the order to the third party algorithm (Order Route event)

The broker-dealer operating the algorithm is required to report:

- The receipt of the order (Order Accepted event)
- The partial route of the order to NYSE (Order Route event)
- The partial route of the order to an away market (Order Route event)

In this scenario, the reporting requirements for the third party algorithm are the same if algorithm is acting as a broker-dealer or acting solely as a technology provider. Refer to [CAT FAQ L1](#) for additional information on equity floor broker reporting.

NYSE Options exchange is required to report as outlined in the [CAT Plan Participant Reporting Technical Specifications](#).

#	Step	Reported Event	Comments
1	Customer sends an order to Broker 1	NA	
2	Broker 1 accepts the customer order at IMID	Broker 1’s upstairs desk (IMID=FRMA) reports a <b>New Order</b>	

#	Step	Reported Event	Comments
	FRMA	<p><b>event</b></p> <p>type: MENO  orderKeyDate: 20180417T000000  orderID: O11111  symbol: XYZ  eventTimestamp:  20180417T153035.234456  manualFlag: false  deptType: A  side: B  price: 10.00  quantity: 5000  orderType: LMT  timeInForce: DAY=20180417  tradingSession: REG  custDspIntrFlag: false  firmDesignatedID: INS001  accountHolderType: A  affiliateFlag: false  negotiatedTradeFlag: false  representativeInd: N</p>	
3	FRMA routes the order to its floor broker FBKA	<p><i>FRMA reports an <b>Order Route event</b></i></p> <p>type: MEOR  orderKeyDate: 20180417T000000  orderID: O11111  symbol: XYZ  eventTimestamp:  20180417T153035.234556  manualFlag: false  senderIMID: 123:FRMA  destination: 123:F1  destinationType: F  routedOrderID: XYZO555  session:  side: B  price: 10.00  quantity: 5000  orderType: LMT  timeInForce: DAY=20180417  tradingSession: REG  affiliateFlag: true  isoInd: NA  handlingInstructions:</p>	<p>In this scenario, the <i>destination</i> represents the entering firm mnemonic of the floor broker receiving the order, which is a booth number</p> <p>When routing an order to another IMID within the same broker-dealer, the <i>affiliateFlag</i> must be populated as 'true'.</p>



#	Step	Reported Event	Comments
4	Floor broker receives the order from FRMA	<p><i>Broker 1's Floor Broker (IMID=FBKA) reports an <b>Order Accepted event</b></i></p> <p>type: MEOA  orderKeyDate: 20180417T000000  orderID: O34567  symbol: XYZ  eventTimestamp: 20180417T153035.534556  manualFlag: false  receiverIMID: 123:F1  senderIMID: 123:FRMA  senderType: F  routedOrderID: XYZO555  affiliateFlag: true  deptType: A  side: B  price: 10.00  quantity: 5000  orderType: LMT  timeInForce: DAY=20180417  tradingSession: REG  isoInd: NA  handlingInstructions:  custDspIntrFlag: false</p>	<p>In this scenario, the <i>receiverIMID</i> represents the entering firm mnemonic of the floor broker receiving the order, which is a booth number.</p> <p>When routing an order to another IMID within the same broker-dealer, the <i>affiliateFlag</i> must be populated as 'true'.</p>
5	Floor broker routes the order to a third party algorithm operated by a broker-dealer	<p><i>FBKA reports an <b>Order Route event</b></i></p> <p>type: MEOR  orderKeyDate: 20180417T000000  orderID: O34567  symbol: XYZ  eventTimestamp: 20180417T153035.734556  manualFlag: false  senderIMID: 123:BDG1234  destination: 456:BDAP  destinationType: F  routedOrderID: XYZO560  session:  side: B  price: 10.00  quantity: 5000  orderType: LMT  timeInForce: DAY=20180417  tradingSession: REG</p>	<p>In this scenario, the <i>senderIMID</i> represents the badge number of the floor broker routing the order.</p> <p>A <i>handlingInstructions</i> value of FBA is required.</p>

#	Step	Reported Event	Comments
		affiliateFlag: false isoInd: NA handlingInstructions: FBA	
6	The Industry Member operating the algo accepts the order from FBKA	<i>Broker-Dealer Algo Provider (IMID=BDAP) reports an <b>Order Accepted event</b></i>  type: MEOA orderKeyDate: 20180417T000000 orderID: O56789 symbol: XYZ eventTimestamp: 20180417T153035.934556 manualFlag: false receiverIMID: 456:BDAP senderIMID: 123:BDG1234 senderType: F routedOrderID: XYZO560 affiliateFlag: false deptType: A side: B price: 10.00 quantity: 5000 orderType: LMT timeInForce: DAY=20180417 tradingSession: REG isoInd: NA handlingInstructions: FBA custDsplIntrFlag: false	In this scenario, the <i>senderIMID</i> represents the badge number of the floor broker routing the order.  A <i>handlingInstructions</i> value of FBA is required.
7	BDAP partially routes the order to NYSE	<i>BDAP reports an <b>Order Route event</b></i>  type: MEOR orderKeyDate: 20180417T000000 orderID: O56789 symbol: XYZ eventTimestamp: 20180417T153036.434556 manualFlag: false senderIMID: 456:BDAP destination: NYSE destinationType: E routedOrderID: XYZO570 session: Es6:AA side: B price: 10.00	A <i>handlingInstructions</i> value of FBA is required.

#	Step	Reported Event	Comments
		quantity: 3000 orderType: LMT timeInForce: DAY=20180417 tradingSession: REG affiliateFlag: false isoInd: NA handlingInstructions: FBA	
8	NYSE accepts the order from the floor broker	<i>NYSE reports a Participant Order Accepted event</i>	
9	NYSE executes the order	<i>NYSE reports a Participant Order Trade event</i>	
10	BDAP partially routes the order to an away market	<i>BDAP reports an Order Route event</i>  type: MEOR orderKeyDate: 20180417T000000 orderID: O56789 symbol: XYZ eventTimestamp: 20180417T153036.434556 manualFlag: false senderIMID: 456:BDAP destination: EXCH1 destinationType: E routedOrderID: XYZO575 session: Es6:AA side: B price: 10.00 quantity: 2000 orderType: LMT timeInForce: DAY=20180417 tradingSession: REG affiliateFlag: false isoInd: NA handlingInstructions: FBA	A <i>handlingInstructions</i> value of FBA is required.
11	The exchange accepts the order from the floor broker	<i>EXCH1 reports a Participant Order Accepted event</i>	
12	The exchange executes the order	<i>EXCH1 reports a Participant Order Trade event</i>	

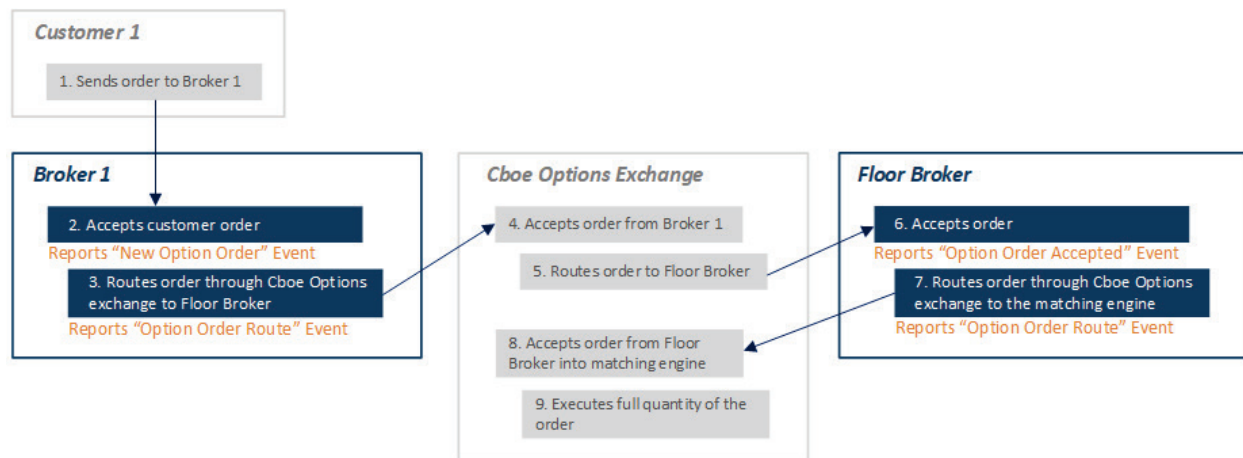
## 8.2 Cboe Floor Trader Scenarios

This section illustrates the CAT reporting requirements for Cboe Floor Brokers and Cboe Floor Market Makers.

### 8.2.1 Cboe Options Floor Broker Receives and Routes Order to Cboe Options Matching Engine for Further Handling and Execution

This scenario illustrates the CAT reporting requirements when Industry Member Broker 1 receives a simple electronic options order from a customer, and routes the order through the Cboe Options exchange systems to an Industry Member Floor Broker.

The Floor Broker then determines to route the order through the Cboe Options exchange systems to the exchange matching engine so that the order can electronically trade or book. Once there, the order is fully executed via the exchange matching engine. Note that in this scenario “Broker 1” could be an Industry Member located off or on the Cboe Options exchange trading floor, including a floor broker.



Industry Member Broker 1 is required to report:

- The receipt of the order from the customer (New Option Order event)
- The route of the order to the exchange (Option Order Route event)

The MOOR event must also include *handlingInstructions* values 'DIR' (Directed Orders) and 'FB' (Cboe Options Floor Broker) to denote the route to Floor Broker.

Industry Member Floor Broker is required to report:

- The receipt of the order from the exchange (Option Order Accepted event)
- The route of the order to the exchange to electronically trade or book (Option Order Route event must have a *timeInForce* value that is not 'IOR' (Immediate or Return))

Since Floor Broker is seeking to trade or book the order which would relinquish control of the order to the matching engine, the *timeInForce* field must not be populated as 'IOR' on the route to the exchange matching engine.

Cboe Options exchange is required to report as outlined in the [CAT Plan Participant Reporting Technical Specifications](#).

#	Step	Reported Event	Comments
1	Customer electronically sends an options order to Broker 1	NA	
2	Broker 1 accepts the customer order	<p><b>Broker 1 reports a <i>New Option Order event</i></b></p> <p>type: MONO  orderKeyDate: 20210222T000000  orderID: O54321  optionID: ABCD 190215C00062500  eventTimestamp: 20210222T133031.1234  deptType: A  side: S  price: 6.60  quantity: 30  orderType: LMT  timeInForce: DAY=20210222  tradingSession: REG  handlingInstructions:  firmDesignatedID: CUS98765  accountHolderType: A  affiliateFlag: false  openCloseIndicator: Open  representativeInd: N</p>	
3	Broker 1 routes the order through the Cboe Options exchange to Floor Broker	<p><b>Broker 1 reports an <i>Option Order Route event</i></b></p> <p>type: MOOR  orderKeyDate: 20210222T000000  orderID: O54321  optionID: ABCD 190215C00062500  eventTimestamp: 20210222T133031.1684  senderIMID: 123:BRKR01  destination: CBOE  destinationType: E  routedOrderID: RT555  session: ABCD1234</p>	Broker 1 is required to report <i>handlingInstructions</i> 'DIR' and 'FB' in its MOOR event to the exchange indicating that the order was directed to a Cboe Options floor broker.

#	Step	Reported Event	Comments
		side: S price: 6.60 quantity: 30 orderType: LMT timeInForce: DAY=20210222 tradingSession: REG handlingInstructions: DIR FB exchOriginCode: C affiliateFlag: false openCloseIndicator: Open	
4	Cboe Options exchange accepts the order from Broker 1	<i>Exchange reports a Participant <b>Simple Option Order Accepted</b> event</i>	
5	Cboe Options exchange routes the order to Floor Broker	<i>Exchange reports a Participant <b>Option Route</b> event</i>	
6	Floor Broker accepts the order from the Cboe Options exchange	<i>Floor Broker reports an <b>Option Order Accepted</b> event</i>  type: MOOA orderKeyDate: 20210222T000000 orderID: O45678 optionID: ABCD 190215C00062500 eventTimestamp: 20210222T133032.1684 receiverIMID: 456:FBRKR senderIMID: CBOE senderType: E routedOrderID: RT0789 deptType: T side: S price: 6.60 quantity: 30 orderType: LMT timeInForce: DAY=20210222 tradingSession: REG affiliateFlag: false openCloseIndicator: Open	
7	Floor Broker routes the order through the Cboe Options exchange to the exchange matching engine so that the order can electronically trade	<i>Floor Broker reports an <b>Option Order Route</b> event</i>  type: MOOR orderKeyDate: 20210222T000000 orderID: O45678 optionID: ABCD 190215C00062500	Since Floor Broker is seeking to trade or book the order which would relinquish control of the order to the matching engine, the <i>timeInForce</i> field must not be populated as 'IOR'.

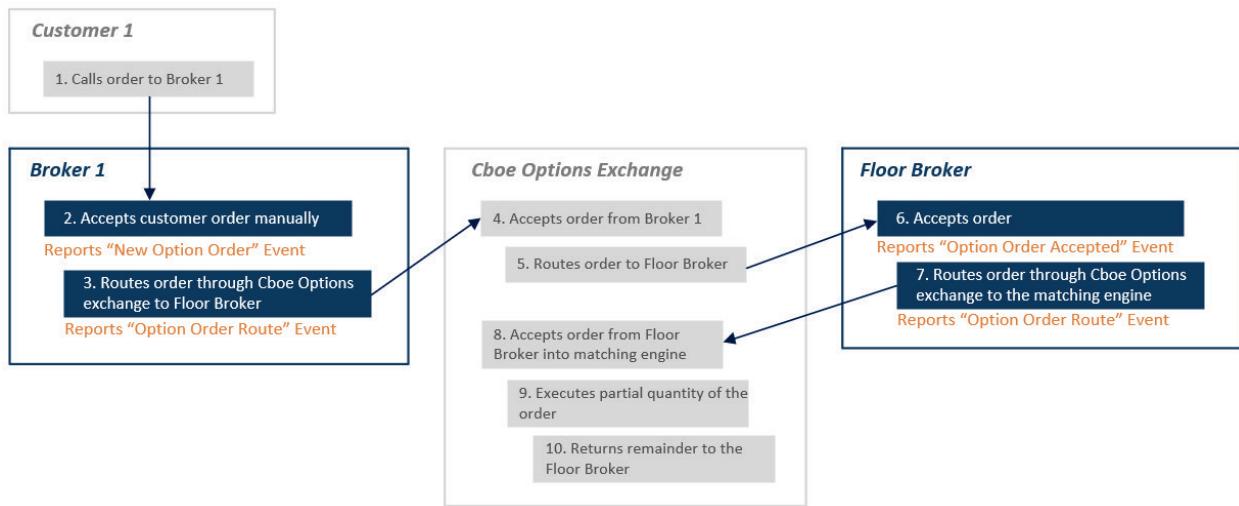
#	Step	Reported Event	Comments
	or book (e.g., when using a PAR Workstation, Floor Broker hits the “book” button)	eventTimestamp: 20210222T133033.4684 senderIMID: 456:FBRKR destination: CBOE destinationType: E routedOrderID: RT4210 session: EFGH4567 side: S price: 6.60 quantity: 30 orderType: LMT timeInForce: DAY=20210222 tradingSession: REG exchOriginCode: C affiliateFlag: false openCloseIndicator: Open	
8	Cboe Options exchange accepts the option order from Floor Broker into the exchange matching engine	<i>Exchange reports a Participant <b>Order from Floor Broker</b> event</i>	
9	Cboe Options exchange matching engine executes the full quantity of the option order	<i>Exchange reports a Participant <b>Simple Option Trade</b> event</i>	

**8.2.2 Cboe Options Floor Broker Receives and Routes an Order to Exchange Matching Engine with Instructions to Return any Unexecuted Portion to the Floor Broker**

This scenario illustrates the CAT reporting requirements when a customer order is received manually by an Industry Member Broker 1. The order is systematized by Broker 1 and electronically routed through the Cboe Options exchange systems to an Industry Member Floor Broker.

The Floor Broker then determines to route the order through the Cboe Options exchange systems to the exchange matching engine with instructions to return to the Floor Broker any remainder of the order that is not immediately executed. The order is then partially executed via the exchange matching engine, and the remainder of the order is returned to the floor broker for further handling and execution in open outcry.

Note that in this scenario “Broker 1” could be an Industry Member located off or on the Cboe Options exchange trading floor, including a floor broker.



Industry Member Broker 1 is required to report:

- The manual receipt of the order from the customer (New Option Order event)
- The route of the order to the exchange (Option Order Route event)  
The MOOR event must also include *handlingInstructions* values 'DIR' (Directed Orders) and 'FB' (Cboe Options Floor Broker) to denote the route to Floor Broker.

Industry Member Floor Broker is required to report:

- The receipt of the order from the exchange (Option Order Accepted event)
- The route of the order to the exchange to electronically trade immediately and return any remainder (Option Order Route event with a *timeInForce* value of 'IOR')

Cboe Options exchange is required to report as outlined in the [CAT Plan Participant Reporting Technical Specifications](#).

#	Step	Reported Event	Comments
1	Customer calls in an option order to Broker 1	NA	
2	Broker 1 manually receives the customer order	<p><b>Broker 1 reports a <i>New Option Order event</i></b></p> <p>type: MONO  orderKeyDate: 20210222T000000  orderID: O54321  optionID: ABCD 190215C00062500  eventTimestamp: 20210222T133028  manualFlag: true  electronicTimestamp: 20210222T133031.1684</p>	Broker 1 is required to report the time the order was received manually and the time the order was systematized.



#	Step	Reported Event	Comments
		deptType: A side: S price: 6.60 quantity: 30 orderType: LMT timeInForce: DAY=20210222 tradingSession: REG handlingInstructions: firmDesignatedID: CUS98765 accountHolderType: A affiliateFlag: false openCloseIndicator: Open representativeInd: N	
3	Broker 1 systematizes the order in its EMS and routes the order through the Cboe Options exchange to Floor Broker	<b>Broker 1 reports an Option Order Route event</b>  type: MOOR orderKeyDate: 20210222T000000 orderID: O54321 optionID: ABCD 190215C00062500 eventTimestamp: 20210222T133031.1684 senderIMID: 123:BRKR01 destination: CBOE destinationType: E routedOrderID: RT555 session: ABCD1234 side: S price: 6.60 quantity: 30 orderType: LMT timeInForce: DAY=20210222 tradingSession: REG handlingInstructions: DIR FB exchOriginCode: C affiliateFlag: false openCloseIndicator: Open	Broker 1 is required to report <i>handlingInstructions</i> 'DIR' and 'FB' in its MOOR event to the exchange indicating that the order was directed to a Cboe Options floor broker.
4	Cboe Options exchange accepts the order from Broker 1	<b>Exchange reports a Participant Simple Option Order Accepted event</b>	
5	Cboe Options exchange routes the order to the Floor Broker	<b>Exchange reports a Participant Option Route event</b>	
6	Floor Broker accepts the order from the Cboe	<b>Floor Broker reports an Option Order Accepted event</b>	

#	Step	Reported Event	Comments
	Options exchange	type: MOOA orderKeyDate: 20210222T000000 orderID: O45678 optionID: ABCD 190215C00062500 eventTimestamp: 20210222T133032.1684 receiverIMID: 456:FBRKR senderIMID: CBOE senderType: E routedOrderID: RT0789 deptType: T side: S price: 6.60 quantity: 30 orderType: LMT timeInForce: DAY=20210222 tradingSession: REG affiliateFlag: false openCloseIndicator: Open	
7	Floor Broker routes the order through the Cboe Options exchange to the exchange matching engine with instructions to return any remainder of the order that is not immediately executed (e.g., when using a PAR Workstation, the floor broker hits the "TA" or "TB" or "Sweep" button)	<i>Floor Broker reports an <b>Option Order Route event</b></i>  type: MOOR orderKeyDate: 20210222T000000 orderID: O45678 optionID: ABCD 190215C00062500 eventTimestamp: 20210222T133032.4684 senderIMID: 456:FBRKR destination: CBOE destinationType: E routedOrderID: RT3210 session: EFGH4567 side: S price: 6.60 quantity: 30 orderType: LMT timeInForce: IOR tradingSession: REG exchOriginCode: C affiliateFlag: false openCloseIndicator: Open	The floor broker is required to report a <i>timeInForce</i> value of 'IOR' indicating that the order routed to the Cboe Options exchange as immediate or return.
8	Cboe Options exchange accepts the order from	<i>Exchange reports a <b>Participant Floor Participant event</b></i>	

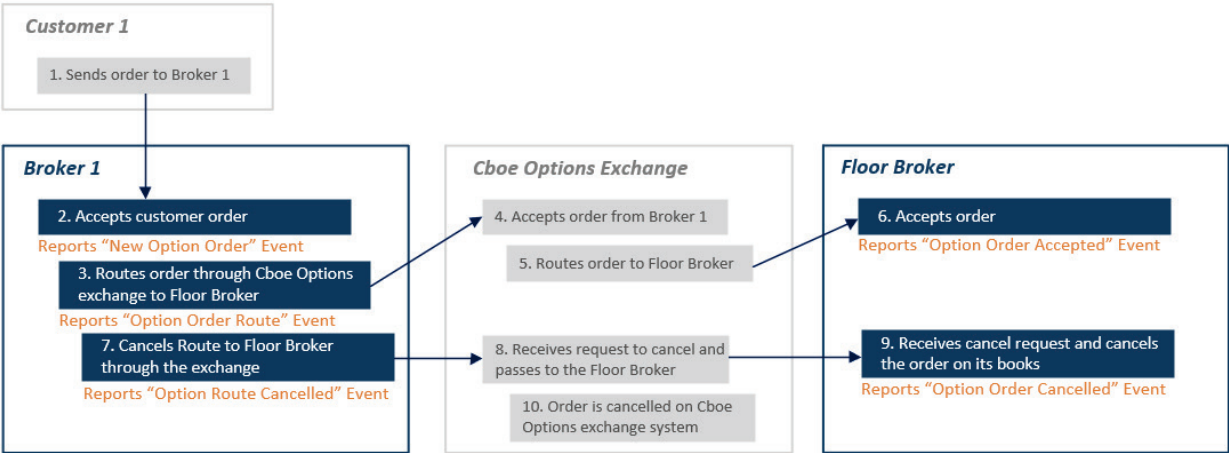
#	Step	Reported Event	Comments
	the floor broker into the exchange matching engine		
9	Cboe Options exchange matching engine partially executes the order	<i>Exchange reports a Participant <b>Simple Option Trade event</b></i>	
10	Cboe Options exchange returns the remainder of the order to the Floor Broker	<i>Exchange reports a Participant <b>Return to Floor Participant event</b></i>	

**8.2.3 Industry Member Cancels a Route to a Cboe Options Floor Broker**

This scenario illustrates the CAT reporting requirements when Industry Member Broker 1 receives a simple electronic options order from a customer, and routes the order through the Cboe Options exchange systems to an Industry Member Floor Broker. Broker 1 then determines to cancel the route that was sent to Floor Broker, and directs the route cancel instruction through the exchange machine engine to Floor Broker. Floor Broker cancels the order on its books and records, and subsequently cancels the order on the matching engine.

In this scenario, the order remains open on Broker 1’s books and records for further handling.

Note that in this scenario “Broker 1” could be an Industry Member located off or on the Cboe Options exchange trading floor, including a floor broker.



Industry Member Broker 1 is required to report:

- The receipt of the order from the customer (New Option Order event)
- The route of the order to the exchange (Option Order Route event)

The MOOR event must also include *handlingInstructions* values 'DIR' (Directed Orders) and 'FB' (Cboe Options Floor Broker) to denote the route to Floor Broker.

- The cancellation of the Route to the Floor Broker (Option Route Cancelled event)

Industry Member Floor Broker is required to report:

- The receipt of the order from the exchange (Option Order Accepted event)
- The cancellation of the order (Option Order Cancelled event)

Cboe Options exchange is required to report as outlined in the [CAT Plan Participant Reporting Technical Specifications](#).

#	Step	Reported Event	Comments
1	Customer electronically sends an option order to Broker 1	NA	
2	Broker 1 originally receives the customer order	<p><b>Broker 1 reports a <i>New Option Order event</i></b></p> <p>type: MONO  orderKeyDate: 20210222T000000  orderID: O54321  optionID: ABCD 190215C00062500  eventTimestamp: 20210222T133031.1234  deptType: A  side: S  price: 6.60  quantity: 30  orderType: LMT  timeInForce: DAY=20210222  tradingSession: REG  handlingInstructions:  firmDesignatedID: CUS98765  accountHolderType: A  affiliateFlag: false  openCloseIndicator: Open  representativeInd: N</p>	
3	Broker 1 electronically routes the order through the Cboe Options exchange to Floor Broker	<p><b>Broker 1 reports an <i>Option Order Route event</i></b></p> <p>type: MOOR  orderKeyDate: 20210222T000000  orderID: O54321  optionID: ABCD 190215C00062500</p>	Broker 1 is required to report <i>handlingInstructions</i> 'DIR' and 'FB' in its MOOR event to the exchange indicating that the order was directed to a Cboe Options floor broker.

#	Step	Reported Event	Comments
		eventTimestamp: 20210222T133031.1684 senderIMID: 123:BRKR01 destination: CBOE destinationType: E routedOrderID: RT555 session: ABCD1234 side: S price: 6.60 quantity: 30 orderType: LMT timeInForce: DAY=20210222 tradingSession: REG handlingInstructions: DIR FB exchOriginCode: C affiliateFlag: false openCloseIndicator: Open	
4	Cboe Options exchange accepts the order from Broker 1	<i>Exchange reports a Participant <b>Simple Option Order Accepted event</b></i>	
5	Cboe Options exchange routes the order to Floor Broker	<i>Exchange reports a Participant <b>Option Route event</b></i>	
6	Floor Broker accepts the order from the Cboe Options exchange	<i>Floor Broker reports an <b>Option Order Accepted event</b></i>  type: MOOA orderKeyDate: 20210222T000000 orderID: O45678 optionID: ABCD 190215C00062500 eventTimestamp: 20210222T133032.1684 receiverIMID: 456:FBRKR senderIMID: CBOE senderType: E routedOrderID: RT0789 deptType: T side: S price: 6.60 quantity: 30 orderType: LMT timeInForce: DAY=20210222 tradingSession: REG affiliateFlag: false openCloseIndicator: Open	

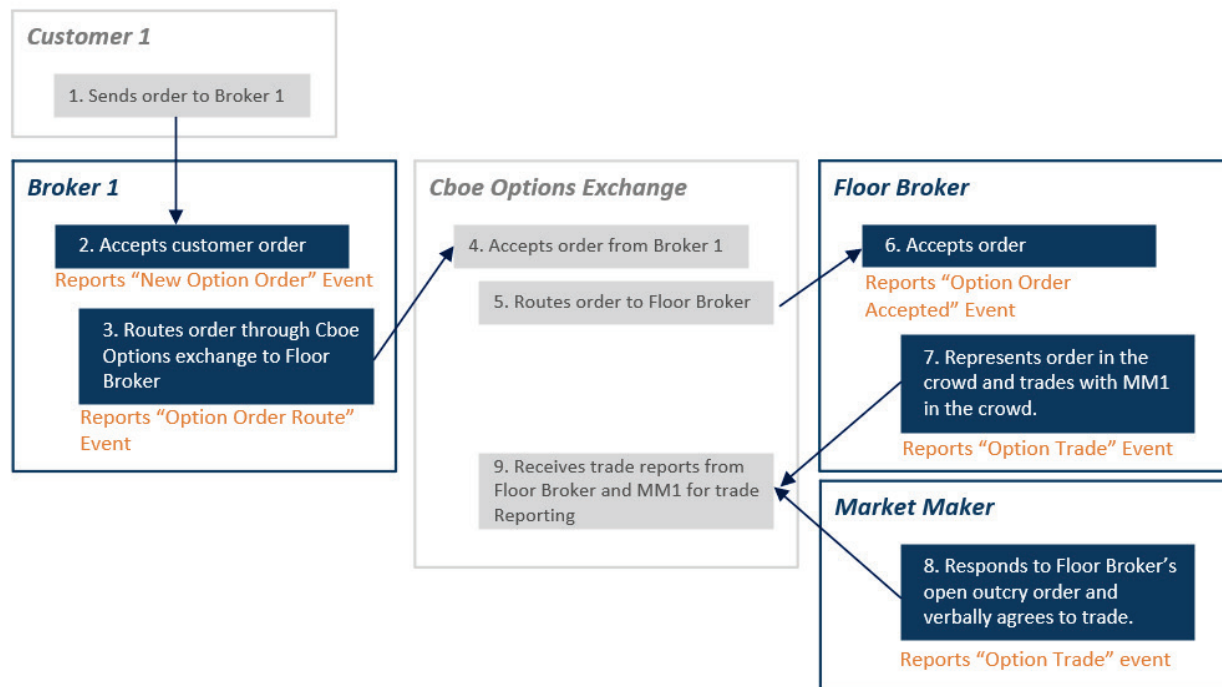
#	Step	Reported Event	Comments
7	Broker 1 cancels the route to Floor Broker through the exchange	<p><i>Broker 1 reports an <b>Option Route Cancelled event</b></i></p> <p>type: MOCR  orderKeyDate: 20210222T000000  orderID: O54321  optionID: ABCD 190215C00062500  eventTimestamp: 20210222T133038.1684  senderIMID: 123:BRKR01  destination: CBOE  destinationType: E  routedOrderID: RT555  session: ABCD1234  multiLegInd: false</p>	
8	Cboe Options exchange receives Broker 1's request to cancel the order and passes the request to Floor Broker	<p><i>Exchange reports a Participant <b>Option Cancel Route event</b></i></p>	
9	Floor Broker receives the cancel request and cancels the order on its books and records (e.g., Floor Broker cancels the order on the PAR Workstation)	<p><i>Floor Broker reports an <b>Option Order Cancelled event</b></i></p> <p>type: MOOC  orderKeyDate: 20210222T000000  orderID: O45678  optionID: ABCD 190215C00062500  eventTimestamp: 20210222T133038.4684  manualFlag: false  cancelQty: 10  leavesQty: 0  initiator: C  requestTimestamp: 20210222T133038.4684</p>	<p>In this example, the <i>requestTimestamp</i> is the same as the <i>eventTimestamp</i>.</p> <p>The Floor Broker may alternatively choose to report a separate Option Order Cancel Request event to capture the request time.</p>
10	Order is cancelled on Cboe Options exchange system	<p><i>Exchange reports a Participant <b>Option Order Cancelled event</b></i></p>	

**8.2.4 Cboe Options Floor Broker Manually Trades an Options Order Against a Market Maker in Open Outcry**

This scenario illustrates the CAT reporting requirements when Industry Member Broker 1 receives a simple electronic options order from a customer, and directs the order through the Cboe Options

exchange systems to an Industry Member Floor Broker. Floor Broker asks the trading crowd for a market and Market Maker 1 provides verbal quotes, then Floor Broker verbally represents the order to the crowd in open outcry and trades the order against Market Maker 1's verbal quote (i.e., the order is manually executed by Floor Broker with Market Maker 1 in open outcry). The execution is then communicated to the exchange for trade reporting.

Note that in this scenario "Broker 1" could be an Industry Member located off or on the Cboe Options exchange trading floor, including a floor broker.



Industry Member Broker 1 is required to report:

- The receipt of the option order from the customer (New Option Order event)
- The route of the order to the exchange (Option Order Route event)

The MOOR event must also include *handlingInstructions* values 'DIR' (Directed Orders) and 'FB' (Cboe Options Floor Broker) to denote the route to Floor Broker.

Industry Member Floor Broker is required to report:

- The receipt of the order from the exchange (Option Order Accepted event)
- The trade executed manually on the exchange floor in Open Outcry (Option Trade event)

Note that Floor Broker's request for market from the trading crowd is not reportable to CAT (requests for quotes and indications of interest are not reportable to CAT, refer to [CAT FAQ B3](#) for more information).

Note also that Floor Broker's representation of the order to the crowd is not currently reportable to CAT

(floor broker verbal announcements of firm bids and offers on an exchange trading floor that are otherwise reported as systematized orders are subject to the [SEC's July 28, 2023 order](#) granting a temporary conditional exemption relating to the reporting of certain on and off floor activities until July 31,2026).

Industry Member Market Maker 1 is required to report:

- The trade executed manually on the exchange floor in Open Outcry (Option Trade event)

Note that Market Maker 1's verbal quote is not currently reportable to CAT (market maker verbal announcements of firm quotes on an exchange trading floor are subject to the [SEC's July 28, 2023 order](#) granting a temporary conditional exemption relating to the reporting of certain on and off floor activities until July 31, 2026).

Both Floor Broker and Market Maker 1 are required to report a MOOT event to CAT reflecting their individual sides of the execution. Floor Broker must capture the *orderID* in the *sellDetails* of its MOOT event in order to link to its related MOOA event. Since Market Maker 1 was not required to report an MOOA event, Market Maker 1 must populate the *firmDesignatedID* field in the *buyDetails* of its MOOT event reflecting the FDID of the account associated with the execution.

Cboe Options exchange is required to report as outlined in the [CAT Plan Participant Reporting Technical Specifications](#).

#	Step	Reported Event	Comments
1	Customer electronically sends an option order to Broker 1	NA	
2	Broker 1 receives the customer order	<p><b>Broker 1 reports a New Option Order event</b></p> <p>type: MONO  orderKeyDate: 20210222T000000  orderID: O54321  optionID: ABCD 190215C00062500  eventTimestamp:  20210222T133031.1234  deptType: A  side: S  price: 6.60  quantity: 30  orderType: LMT  timeInForce: DAY=20210222  tradingSession: REG</p>	



#	Step	Reported Event	Comments
		<p>handlingInstructions:  firmDesignatedID: CUS98765  accountHolderType: A  affiliateFlag: false  openCloseIndicator: Open  representativeInd: N</p>	
3	Broker 1 directs the order through the Cboe Options exchange to Floor Broker	<p><b>Broker 1 reports an <i>Option Order Route event</i></b></p> <p>type: MOOR  orderKeyDate: 20210222T000000  orderID: O54321  optionID: ABCD 190215C00062500  eventTimestamp:  20210222T133031.1684  senderIMID: 123:BRKR01  destination: CBOE  destinationType: E  routedOrderID: RT555  session: ABCD1234  side: S  price: 6.60  quantity: 30  orderType: LMT  timeInForce: DAY=20210222  tradingSession: REG  handlingInstructions: DIR FB  exchOriginCode: C  affiliateFlag: false  openCloseIndicator: Open</p>	Broker 1 is required to report <i>handlingInstructions</i> 'DIR' and 'FB' in its MOOR event to the exchange indicating that the order was directed to a Cboe Options floor broker.
4	Cboe Options exchange accepts the order from Broker 1	<p><b>Exchange reports a Participant <i>Simple Option Order Accepted event</i></b></p>	
5	Cboe Options exchange routes the order to Floor Broker	<p><b>Exchange reports a Participant <i>Option Route event</i></b></p>	
6	Floor Broker accepts the order from the Cboe Options exchange	<p><b>Floor Broker reports an <i>Option Order Accepted event</i></b></p> <p>type: MOOA  orderKeyDate: 20210222T000000  orderID: O45678  optionID: ABCD 190215C00062500  eventTimestamp:  20210222T133032.1684  receiverIMID: 456:FBRKR</p>	

#	Step	Reported Event	Comments
		senderIMID: CBOE senderType: E routedOrderID: RT0789 deptType: T side: S price: 6.60 quantity: 30 orderType: LMT timeInForce: DAY=20210222 tradingSession: REG affiliateFlag: false openCloseIndicator: Open	
7	Floor Broker asks the trading crowd for a market and Market Maker 1 provides a verbal quote, then Floor Broker verbally represents the order in the crowd and trades it in the crowd with Market Maker 1.	<b><i>Floor Broker reports an Option Trade event</i></b>  type: MOOT tradeKeyDate: 20210222T000000 tradeID: T12345 optionID: XYZ 210618C00022500 eventTimestamp: 20210222T133108 manualFlag: true cancelFlag: false quantity: 30 price: 6.60 capacity: A tapeTradeID: S999999 sideDetailsInd: SELL sellDetails: orderKeyDate: 20210222T000000 orderID: O45678 side: S firmDesignatedID: accountHolderType: marketCenterID: CBOE multiLegInd: false clearingFirm: 999	Floor Broker reports a single-sided MOOT event, representing its side of the trade, with the <i>orderID</i> populated. The <i>tapeTradeID</i> field is used to link to the Trade event reported to CAT by the Exchange.  Note that the request for quote by Floor Broker is not reportable to CAT, and the verbal quote by Market Maker 1, as well as the representation of the order by Floor Broker, are subject to a temporary exemption from reporting to CAT.  Please also note that use of the 'Represent' button on Floor Broker's PAR Workstation is not a CAT reportable event for Industry Members.
8	Market Maker verbally trades in the crowd with Floor Broker.	<b><i>Market Maker 1 reports an Option Trade event</i></b>  type: MOOT tradeKeyDate: 20210426T000000 tradeID: 99999 optionID: XYZ 210618C00022500 eventTimestamp: 20210426T133108	Market Maker 1 reports a single-sided MOOT event, representing its side of the trade, with the <i>firmDesignatedID</i> and <i>accountHolderType</i> populated. The <i>tapeTradeID</i> field is used to link to the Trade event reported to CAT by the Exchange.  Note that the <i>eventTimestamp</i> must correspond with trade times recorded in Cboe's Market Maker Trade

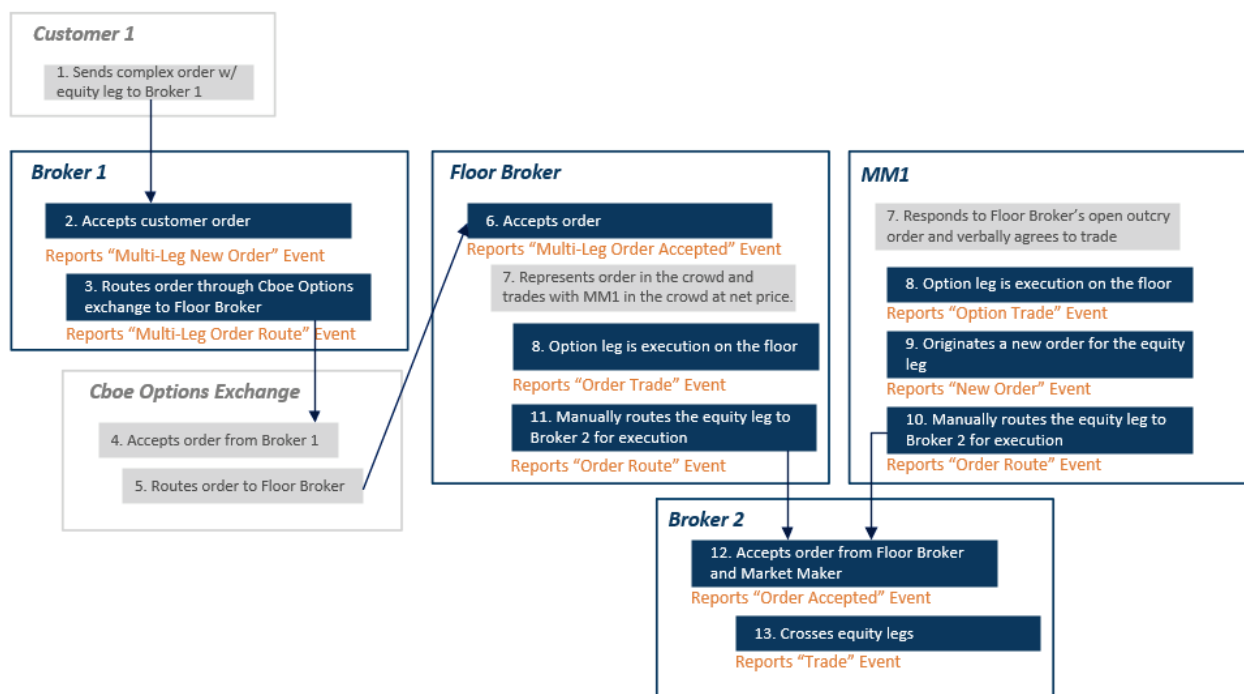
#	Step	Reported Event	Comments
		manualFlag: true cancelFlag: false quantity: 30 price: 6.60 capacity: P tapeTradeID: B999999 sideDetailsInd: BUY buyDetails: orderKeyDate: orderID: side: B firmDesignatedID: MM12345 accountHolderType: O marketCenterID: CBOE multiLegInd: false clearingFirm: 999	Notifications or Floor Trade Confirmation/Add messages, as applicable.
9	Cboe Options exchange receives trade reports from Floor Broker and Market Maker 1 for trade reporting	<i>Exchange reports a Participant  <b>Simple Option Trade event</b></i>	

**8.2.5 Cboe Options Floor Broker Manually Trades the Options Leg of a Complex Order Against a Cboe Options Market Maker Verbal Quote in Open Outcry then the Floor Broker and Market Maker Each Route their Side of the Equity Leg to another Industry Member**

This scenario illustrates the CAT reporting requirements when Industry Member Broker 1 receives a complex order with an equity buy leg from a customer, and directs the order through the Cboe Options exchange systems to an Industry Member Floor Broker.

The Floor Broker asks the trading crowd for a market and Market Maker 1 provides a verbal quote, then Floor Broker verbally represents the complex order to the crowd in open outcry and trades the complex order with Market Maker 1 at a net price, with the execution of the options legs on the Cboe Options exchange at a given price being contingent on the execution of the equity leg on another trading venue at a given price. The execution of the options leg is then communicated to the exchange for trade reporting. In addition, both Floor Broker and Market Maker 1 each separately route their respective sides of the equity leg to Broker 2, who crosses the equity orders.

Note that in this scenario “Broker 1” could be an Industry Member located off or on the Cboe Options exchange trading floor, including a floor broker.



Industry Member Broker 1 is required to report:

- The receipt of the complex order from the customer (Multi-Leg New Order event)
- The route of the complex order to the exchange (Multi-Leg Order Route event with *handlingInstructions* 'DIR' (Directed Orders) and 'FB' (Cboe Options Floor Broker) to denote the route to Floor Broker).

Industry Member Floor Broker is required to report:

- The receipt of the complex order from the exchange (Multi-Leg Order Accepted event)
- The trade of the options leg executed manually on the exchange floor in Open Outcry (Option Trade event)
- The route of the equity leg buy order to Broker 2 (Order Route event)

Note that Floor Broker's request for market from the trading crowd is not reportable to CAT (requests for quotes and indications of interest are not reportable to CAT). Note also that Floor Broker's representation of the order to the crowd is not currently reportable to CAT (floor broker verbal announcements of firm bids and offers on an exchange trading floor that are otherwise reported as systematized orders are subject to the [SEC's July 28, 2023 order](#) granting a temporary conditional exemption relating to the reporting of certain on and off floor activities until July 31, 2026).

Industry Member Market Maker 1 is required to report:

- The trade of the options leg executed manually on the exchange floor in Open Outcry (Option Trade event)
- The origination of the equity leg order (New Order event with *handlingInstructions* 'OPT')
- The route of the equity leg sell order to Broker 2 (Order Route event with *handlingInstructions* 'OPT')

Note that Market Maker 1's verbal quote is not currently reportable to CAT (market maker verbal announcements of firm quotes on an exchange trading floor are subject to the [SEC's July 28, 2023 order](#) granting a temporary conditional exemption relating to the reporting of certain on and off floor activities until July 31, 2026). However, the Market Maker must report the origination of the equity leg order that is routed to Broker 2.

Industry Member Broker 2 is required to report:

- The receipt of the buy order from Floor Broker (Order Accepted event with *handlingInstructions* 'OPT')
- The receipt of the sell order from Market Maker 1 (Order Accepted event with *handlingInstructions* 'OPT')
- The execution of the orders from Floor Broker and Market Maker 1 (Trade event)

Both Floor Broker and Market Maker 1 are required to report a MOOT event to CAT reflecting their individual sides of the execution. Floor Broker must capture the *orderID* in the *sellDetails* of its MOOT event in order to link to its related MLOA event. Since Market Maker 1 was not required to report an MLOA event, Market Maker 1 must populate the *firmDesignatedID* field in the *buyDetails* of its MOOT event reflecting the FDID of the account associated with the execution.

Cboe Options exchange is required to report as outlined in the [CAT Plan Participant Reporting Technical Specifications](#).

#	Step	Reported Event	Comments
1	Customer sends a complex order with an equity leg to Broker 1	NA	
2	Broker 1 accepts the complex order with an equity leg	<p><b>Broker 1 reports a Multi-Leg New Order event</b></p> <p>type: MLNO  orderKeyDate: 20210222T000000  orderID: CO12345  underlying: XYZ  eventTimestamp:  20210222T153010.34567  manualFlag: false</p>	

#	Step	Reported Event	Comments
		electronicTimestamp: 20210222T153010.34567 deptType: T price: 18.15 quantity: 100 orderType: LMT timeInForce: DAY=20210222 tradingSession: REG handlingInstructions: firmDesignatedID: FRM345 accountHolderType: P affiliateFlag: false representativeInd: N solicitationFlag: false RFQID: numberOfLegs: 2 priceType: PU legDetails: legRefID: 1 optionID: XYZ 210810C00032000 openCloseIndicator: Open side: S legRatioQuantity: 1  legRefID: 2 symbol: XYZ side: B legRatioQuantity: 75	
3	Broker 1 routes the complex order with an equity leg through the Cboe Options exchange to Floor Broker	<b>Broker 1 reports a Multi-Leg Order Route event</b>  type: MLOR orderKeyDate: 20210222T000000 orderID: CO12345 underlying: XYZ eventTimestamp: 20210222T153036.323456 manualFlag: false senderIMID: 123:BRK1 destination: EXCH1 destinationType: E routedOrderID: RT343434 price: 18.15 quantity: 100 orderType: LMT timeInForce: DAY=20210222	The MLOR event must contain <i>handlingInstructions</i> values 'DIR' and 'FB'

#	Step	Reported Event	Comments
		tradingSession: REG handlingInstructions: DIR FB affiliateFlag: false numberOfLegs: 2 priceType: PU legDetails: legRefID: 1 optionID: XYZ 210810C00032000 openCloseIndicator: Open side: S legRatioQuantity: 1  legRefID: 2 symbol: XYZ side: B legRatioQuantity: 75	
4	Cboe Options exchange accepts the complex order with an equity leg from Broker 1	<i>Exchange reports a Participant <b>Complex Option Order Accepted event and Stock Leg Order event</b></i>	
5	Cboe Options exchange routes the complex order with an equity leg to Floor Broker	<i>Exchange reports a Participant <b>Complex Option Order Route event</b></i>	
6	Floor Broker accepts the complex order with equity leg from the Cboe Options exchange	<i>Floor Broker reports a <b>Multi-Leg Order Accepted event</b></i>  type: MLOA orderKeyDate: 20210222T000000 orderID: RTB910 underlying: XYZ eventTimestamp: 20210222T153037.223456 manualFlag: false receiverIMID: 456:FBRKR senderIMID: EXCH1 senderType: E routedOrderID: 55555 deptType: T price: 18.15 quantity: 100 orderType: LMT timeInForce: DAY=20210222 tradingSession: REG handlingInstructions: affiliateFlag: false numberOfLegs: 2	

#	Step	Reported Event	Comments
		priceType: PU legDetails: legRefID: 1 optionID: XYZ 210810C00032000 openCloseIndicator: Open side: S legRatioQuantity: 1  legRefID: 2 symbol: XYZ side: B legRatioQuantity: 75	
7	Floor Broker asks the trading crowd for a market and Market Maker 1 provides a verbal quote, then Floor Broker verbally represents the order in the crowd and trades in the crowd with Market Maker 1. The option leg is executed on the exchange floor.	<b>Floor Broker reports an <i>Option Trade event</i></b>  type: MOOT tradeKeyDate: 20210222T000000 tradeID: T12345 optionID: XYZ 210618C00022500 eventTimestamp: 20210222T133108 manualFlag: true cancelFlag: false quantity: 100 price: 6.60 capacity: A tapeTradeID: S999999 sideDetailsInd: SELL sellDetails: orderKeyDate: 20210222T000000 orderID: RTB910 side: S firmDesignatedID: marketCenterID: CBOE multiLegInd: true clearingFirm: 999	Floor Broker reports a single-sided MOOT event, representing its side of the trade, with the <i>orderID</i> populated. The <i>tapeTradeID</i> field is used to link to the Trade event reported to CAT by the Exchange.  The <i>multiLegInd</i> field must be populated as 'true' to indicate that the immediately preceding event in the lifecycle was a multi-leg order event.  Note that the request for quote by Floor Broker is not reportable to CAT, and the verbal quote by Market Maker 1, as well as the representation of the order by Floor Broker, are subject to a temporary exemption from reporting to CAT.  Please also note that use of the 'Represent' button on Floor Broker's PAR Workstation is not a CAT reportable event for Industry Members.
8	Market Maker verbally trades in the crowd with Floor Broker. The option leg is executed on the exchange floor.	<b>Market Maker 1 reports an <i>Option Trade event</i></b>  type: MOOT tradeKeyDate: 20210222T000000 tradeID: 99999 optionID: XYZ 210618C00022500 eventTimestamp: 20210222T133108 manualFlag: true	Market Maker 1 reports a single-sided MOOT event, representing its side of the trade, with the <i>firmDesignatedID</i> and <i>accountHolderType</i> populated. The <i>tapeTradeID</i> field is used to link to the Trade event reported to CAT by the Exchange.  While the related new order was not required to be reported by Market Maker 1, the <i>multiLegInd</i> field must be populated as 'true' to indicate that



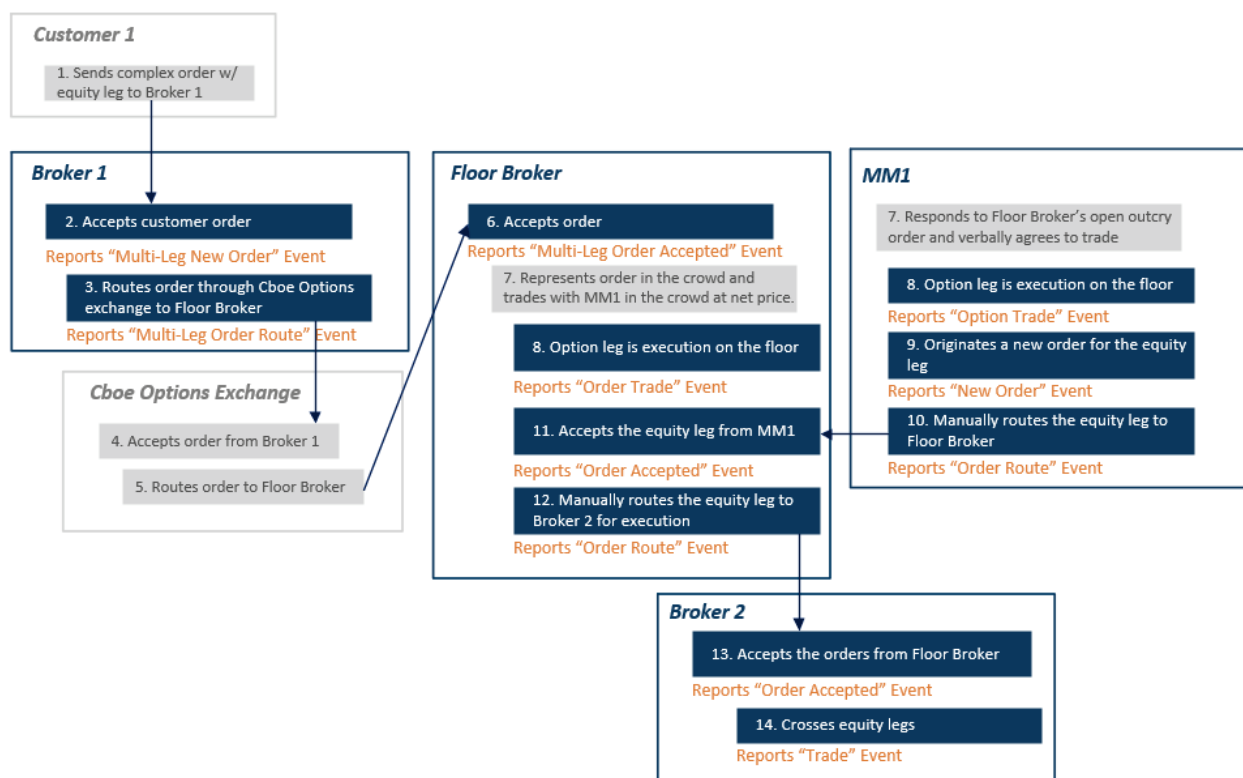
#	Step	Reported Event	Comments
		cancelFlag: false quantity: 100 price: 6.60 capacity: P tapeTradeID: B999999 sideDetailsInd: BUY buyDetails: orderKeyDate: orderID: side: B firmDesignatedID: MM12345 accountHolderType: O marketCenterID: CBOE multiLegInd: true clearingFirm: 999	<p>execution was related to a multi-leg order.</p> <p>Note that the <i>eventTimestamp</i> must correspond with trade times recorded in Cboe's Market Maker Trade Notifications or Floor Trade Confirmation/Add messages, as applicable.</p>
9	Market Maker 1 calls/manually originates a proprietary new equity leg order	<p><b>Market Maker 1 reports a New Order event</b></p> type: MENO orderKeyDate: 20210222T000000 orderID: MM3456 eventTimestamp: 20210222T153037 manualFlag: true electronicTimestamp: deptType: T side: SL price: 33 quantity: 7500 orderType: LMT timeInForce: DAY=20210222 tradingSession: REG handlingInstructions: OPT firmDesignatedID: MM123 accountHolderType: O affiliateFlag: false representativeInd: N	<p>While Market Maker 1 is not required to report the multi-leg verbal quote, Market Maker 1 is required to report the origination of the equity leg order with <i>handlingInstructions</i> value of 'OPT' to indicate that the order is an options-related order.</p>
10	Market Maker 1 calls/manually routes the equity leg order to Broker 2 for execution	<p><b>Market Maker 1 reports an Order Route event</b></p> type: MEOR orderKeyDate: 20210222T000000 orderID: MM3456 symbol: XYZ eventTimestamp: 20210222T153037	<p>Market Maker 1 is required to report a <i>handlingInstructions</i> value of 'OPT' to indicate that the order is an options-related order.</p> <p>The <i>multiLegInd</i> field must be 'false', as the immediately preceding event is a simple equity event, not a multi-leg event. If the <i>multiLegInd</i> field is populated as 'true', the firm will receive an intrafirm linkage error, as</p>

#	Step	Reported Event	Comments
		manualFlag: true senderIMID: 555:MM1 destination: 789:BRK2 destinationType: F routedOrderID: side: SL price: 33 quantity: 7500 orderType: LMT timeInForce: DAY=20210222 tradingSession: REG affiliateFlag: false isoInd: NA handlingInstructions: OPT multiLegInd: false	this field is used to determine if the event will link to a multi-leg order event or a simple equity/option event.  The <i>routedOrderID</i> field is not required for manual routes.
11	Floor Broker calls/manually routes the order to Broker 2 for execution	<i>Floor Broker reports an <b>Order Route event</b></i>  type: MEOR orderKeyDate: 20210222T000000 orderID: RTB910 symbol: XYZ eventTimestamp: 20210222T153037 manualFlag: true senderIMID: 456:FBRKR destination: 789:BRK2 destinationType: F routedOrderID: side: B price: 33 quantity: 7500 orderType: LMT timeInForce: DAY=20210222 tradingSession: REG affiliateFlag: false isoInd: NA multiLegInd: true handlingInstructions: OPT	Since Floor Broker has assigned a price to the equity leg, the <i>price</i> field must be populated.  The <i>multiLegInd</i> must be populated as 'true' to indicate that the immediately preceding event in the order life cycle is a multi-leg order event.  Floor Broker is required to report a <i>handlingInstructions</i> value of 'OPT' to indicate that the order is an options-related transaction.  The <i>routedOrderID</i> field is not required for manual routes.
12	Broker 2 manually accepts the equity leg order from Floor Broker	<i>Broker 2 reports an <b>Order Accepted event</b></i>  type: MEOA orderKeyDate: 20210222T000000 orderID: ORD123 symbol: XYZ	Broker 2 is required to report a <i>handlingInstructions</i> value of 'OPT' to indicate that the order is an options-related order.  The <i>routedOrderID</i> field is not required for manual routes.

#	Step	Reported Event	Comments
		eventTimestamp: 20210222T153037 manualFlag: true electronicTimestamp: 20210222T153039.853456 receiverIMID: 789:BRK2 senderIMID: 456:FBRKR senderType: F routedOrderID: affiliateFlag: false deptType: T side: B price: 33 quantity: 7500 orderType: LMT timeInForce: DAY=20210222 tradingSession: REG isoInd: NA handlingInstructions: OPT custDspIntrFlag: false	
12	Broker 2 manually accepts the equity leg order from Market Maker 1	<i>Broker 2 reports an <b>Order Accepted event</b></i>  type: MEOA orderKeyDate: 20210222T000000 orderID: ORD456 symbol: XYZ eventTimestamp: 20210222T153037 manualFlag: true electronicTimestamp: 20210222T153039.853456 receiverIMID: 789:BRK2 senderIMID: 555:MM1 senderType: F routedOrderID: affiliateFlag: false deptType: T side: SL price: 33 quantity: 7500 orderType: LMT timeInForce: DAY=20210222 tradingSession: REG isoInd: NA handlingInstructions: OPT custDspIntrFlag: false	Broker 2 is required to report a <i>handlingInstructions</i> value of 'OPT' to indicate that the order is an options-related order.

#	Step	Reported Event	Comments
13	Broker 2 crosses the Buy and Sell equity leg orders	<p><i>Broker 2 reports a <b>Trade event</b></i></p> <p>type: MEOT  tradeKeyDate: 20210222T000000  tradeID: TXYZ123  symbol: XYZ  eventTimestamp:  20210222T153039.853456  manualFlag: false  cancelFlag: false  cancelTimestamp:  quantity: 7500  price: 33  capacity: A  tapeTradeID: TRF123  marketCenterID: DN  sideDetailsInd: NA  buyDetails:  orderKeyDate:  20210222T000000  orderID: ORD123  side: B  sellDetails:  orderKeyDate:  20210222T000000  orderID: ORD456  side: SL</p>	

In the scenario above, upon determining the price of the equity leg, both Floor Broker and Market Maker 1 each separately route their respective sides of the equity leg to Broker 2, who crosses the equity orders. Another common scenario that occurs is one where Market Maker 1 would ask Floor Broker to route Market Maker 1's side of the equity leg to Broker 2 on Market Maker 1's behalf. In that scenario, Floor Broker would route both Floor Broker's buy-side equity leg and Market Maker 1's sell-side equity leg to Broker 2 for execution. In that scenario, if everything else about the fact pattern remains the same, the following events would be reported to CAT:



Industry Member Broker 1 is required to report:

- The receipt of the complex order from the customer (Multi-Leg New Order event)
- The route of the complex order to the exchange (Multi-Leg Order Route event with *handlingInstructions* 'DIR' and 'FB')

Industry Member Floor Broker is required to report:

- The receipt of the complex order from the exchange (Multi-Leg Order Accepted event)
- The trade of the options leg executed manually on the exchange floor in Open Outcry (Option Trade event)
- The receipt of the equity leg order from Market Maker 1 (Order Accepted event with *handlingInstructions* 'OPT')
- The route of the equity leg buy order to Broker 2 (Order Route event with *handlingInstructions* 'OPT')
- The route of the equity leg sell order to Broker 2 (Order Route event with *handlingInstructions* 'OPT')

Industry Member Market Maker 1 is required to report:

- The trade of the options leg executed manually on the exchange floor in Open Outcry (Option Trade event)

- The origination of the equity leg order (New Order event with *handlingInstructions* 'OPT')
- The route of the equity order to Floor Broker (Order Route event with *handlingInstructions* 'OPT')

Industry Member Broker 2 is required to report:

- The receipt of the equity leg buy order from Floor Broker (Order Accepted event with *handlingInstructions* 'OPT')
- The receipt of the equity leg sell order from Floor Broker (Order Accepted event with *handlingInstructions* 'OPT')
- The execution of the orders from Floor Broker (Trade event)

Cboe Options exchange is required to report as outlined in the [CAT Reporting Technical Specifications for Plan Participants](#).

### 8.3 BOX Floor Broker Scenarios

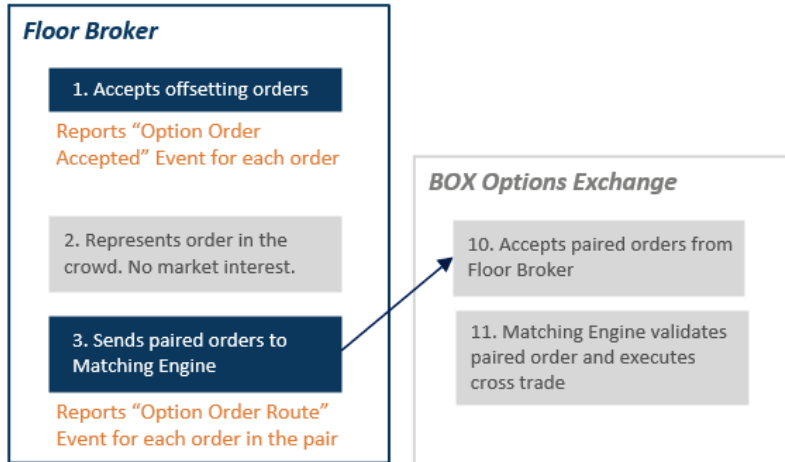
This section illustrates the CAT reporting requirements for BOX Floor Members.

#### 8.3.1 BOX Options Floor Broker Receives Offsetting Orders for Crossing in Open Outcry (no market interference)

This scenario illustrates the CAT reporting requirements when Industry Member Broker 1 receives a simple option order from a customer, solicits the contra side and routes the offsetting orders to an Industry Member Floor Broker on the BOX Exchange.

In this scenario, Broker 1 receives an order from a customer and calls Broker 2 to solicit the contra side of the order. Broker 2 verbally responds to Broker 1's solicitation and verbally originates/routes an order to Broker 1. Broker 1 verbally receives the order from Broker 2 and routes both offsetting orders to the Floor Broker. The Floor Broker represents the trade in the crowd and there is no market interest, so the Floor Broker routes the paired orders to the exchange Matching Engine for execution.

For illustration purposes, this scenario begins with the receipt of the offsetting orders by the BOX Floor Broker. The reporting requirements for one possible workflow leading up to the offsetting order routes can be found in [Scenario 3.7.4, \(Steps 1 - 7\)](#)



Industry Member Floor Broker is required to report:

- The receipt of the offsetting orders from Broker 1 (Option Order Accepted events)
- The route of the paired orders to the exchange to confirm and execute the floor cross trade (Option Order Route events)

BOX Options exchange is required to report as outlined in the [CAT Plan Participant Reporting Technical Specifications](#).

#	Step	Reported Event	Comments
1	Floor Broker accepts the offsetting orders from Broker 1	<p><i>Floor Broker reports an <b>Option Order Accepted event (1/2)</b></i></p> <p>type: MOOA  orderKeyDate: 20210528T000000  orderID: FBO-B-20210528_1  optionID: ABCD 220121C00062500  eventTimestamp:  20210528T101527.8357  receiverIMID: 456:FBRKR  senderIMID: 123:BRKR01  senderType: F  routedOrderID: B-RT555  deptType: T  side: B  price: 7.50  quantity: 10  orderType: LMT  timeInForce: DAY=20210528  tradingSession: REG  affiliateFlag: false  openCloseIndicator: Open</p>	

#	Step	Reported Event	Comments
		<p><b>Floor Broker reports an <i>Option Order Accepted event (2/2)</i></b></p> <p>type: MOOA  orderKeyDate: 20210528T000000  orderID: FBO-S-20210528_1  optionID: ABCD 220121C00062500  eventTimestamp:  20210528T101527.8357  receiverIMID: 456:FBRKR  senderIMID: 123:BRKR01  senderType: F  routedOrderID: S-RT555  deptType: T  side: S  price: 7.50  quantity: 10  orderType: LMT  timeInForce: DAY=20210528  tradingSession: REG  affiliateFlag: false  openCloseIndicator: Open</p>	
2	Floor Broker represents order in the crowd	N/A	
3	Floor Broker executes trade by sending paired orders to BOX Matching Engine	<p><b>Floor Broker reports an <i>Option Order Route event (1/2)</i></b></p> <p>type: MOOR  orderKeyDate: 20210528T000000  orderID: FBO-B-20210528_1  optionID: ABCD 220121C00062500  eventTimestamp:  20210528T133033.4684  senderIMID: 456:FBRKR  destination: BOX  destinationType: E  routedOrderID: RT4210  session: EFGH4567  side: B  price: 7.50  quantity: 10  orderType: LMT  timeInForce: DAY=20210528  tradingSession: REG  exchOriginCode: C</p>	



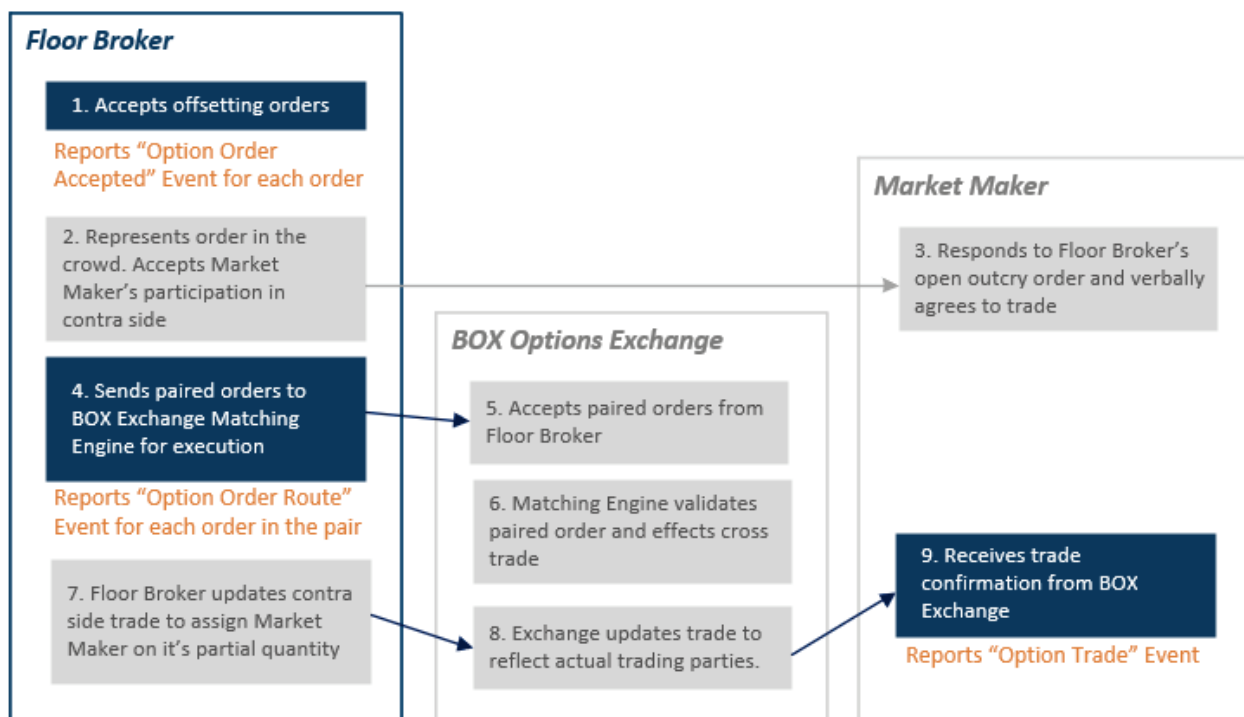
#	Step	Reported Event	Comments
		affiliateFlag: false openCloseIndicator: Open pairedOrderID: FBX123  <i>Floor Broker reports an <b>Option Order Route event (2/2)</b></i>  type: MOOR orderKeyDate: 20210528T000000 orderID: FBO-S-20210528_1 optionID: ABCD 220121C00062500 eventTimestamp: 20210528T133033.4684 senderIMID: 456:FBRKR destination: BOX destinationType: E routedOrderID: RT4215 session: EFGH4567 side: S price: 7.50 quantity: 10 orderType: LMT timeInForce: DAY=20210528 tradingSession: REG exchOriginCode: F affiliateFlag: false openCloseIndicator: Open pairedOrderID: FBX123	
4	BOX Options exchange accepts the paired option orders from Floor Broker into the exchange matching engine for crossing.	<i>Exchange reports a Participant <b>Order Accepted event</b> for each order in the pair.</i>	
5	BOX Options exchange matching engine executes the full quantity of the paired option orders	<i>Exchange reports a Participant <b>Simple Option Trade events</b> on each order</i>	

### 8.3.2 BOX Options Floor Broker Receives Offsetting Orders for Crossing in Open Outcry (Floor Market Maker takes partial contra side)

This scenario illustrates the CAT reporting requirements when Industry Member Broker 1 receives a simple option order from a customer, solicits the contra side and routes the order to an Industry Member Floor Broker on the BOX Exchange.

In this scenario, Broker 1 receives an order from a customer and calls Broker 2 to solicit the contra side of the order. Broker 2 verbally responds to Broker 1's solicitation and verbally originates/routes an order to Broker 1. Broker 1 verbally receives the order from Broker 2 and routes both offsetting orders to the Floor Broker. The Floor Broker represents the trade in the crowd and a Floor Market Maker wants to participate in the cross for a partial quantity on the contra side. The Floor Broker pairs Broker 2's order with the customer's order routes the paired order to the exchange Matching Engine for execution. Upon execution, the Floor Broker updates the contra side trade to assign a partial quantity to the Market Maker.

For illustration purposes, this scenario begins with the receipt of two offsetting orders by the BOX Floor Broker. The reporting requirements for one possible workflow leading up to the paired orders can be found in [Scenario 3.7.4, Steps 1 - 7](#).



Industry Member Floor Broker is required to report:

- The receipt of the orders from Broker 1 (Option Order Accepted events)
- The route of the paired orders to the exchange to confirm and execute the floor cross trade (Option Order Route events)

Industry Member Market Maker is required to report:

- The trade executed by Floor Broker on the BOX Exchange (Option Trade event)

Note that Market Maker 1's verbal quote is not currently reportable to CAT (market maker verbal announcements of firm quotes on an exchange trading floor are subject to the [SEC's July 28, 2023 order](#) granting a temporary conditional exemption relating to the reporting of certain on and off floor activities until July 31,2026).

BOX Options exchange is required to report as outlined in the [CAT Plan Participant Reporting Technical Specifications](#).

#	Step	Reported Event	Comments
1	Floor Broker accepts two offsetting orders from Broker 1	<p><i>Floor Broker reports an <b>Option Order Accepted event (1/2)</b></i></p> <p>type: MOOA  orderKeyDate: 20210528T000000  orderID: FBO-B-20210528_1  optionID: ABCD 220121C00062500  eventTimestamp:  20210528T101527.8357  receiverIMID: 456:FBRKR  senderIMID: 123:BRKR01  senderType: F  routedOrderID: B-RT555  deptType: T  side: B  price: 7.50  quantity: 10  orderType: LMT  timeInForce: DAY=20210528  tradingSession: REG  affiliateFlag: false  openCloseIndicator: Open</p> <p><i>Floor Broker reports an <b>Option Order Accepted event (2/2)</b></i></p> <p>type: MOOA  orderKeyDate: 20210528T000000  orderID: FBO-S-20210528_1  optionID: ABCD 220121C00062500  eventTimestamp:  20210528T101527.8357  receiverIMID: 456:FBRKR  senderIMID: 123:BRKR01</p>	

#	Step	Reported Event	Comments
		senderType: F routedOrderID: S-RT555 deptType: T side: S price: 7.50 quantity: 10 orderType: LMT timeInForce: DAY=20210528 tradingSession: REG affiliateFlag: false openCloseIndicator: Open	
2	Floor Broker represents trade in the crowd	N/A	
3	Market Maker verbally agrees to trade partial contra quantity	N/A	Market Maker currently has no obligation to report the verbal response, per the SEC order granting temporary verbal quote relief.
4	Floor Broker executes trade by pairing Broker 2's order with the customer's order and sending the paired orders to BOX Matching Engine	<i>Floor Broker reports an <b>Option Order Route event (1/2)</b></i>  type: MOOR orderKeyDate: 20210528T000000 orderID: FBO-B-20210528_1 optionID: ABCD 220121C00062500 eventTimestamp: 20210528T133033.4684 senderIMID: 456:FBRKR destination: BOX destinationType: E routedOrderID: RT4210 session: EFGH4567 side: B price: 7.50 quantity: 10 orderType: LMT timeInForce: DAY=20210528 tradingSession: REG exchOriginCode: C affiliateFlag: false openCloseIndicator: Open pairedOrderID: FBX123  <i>Floor Broker reports an <b>Option Order Route event (2/2)</b></i>	While Market Maker agreed to a partial execution on the contra side, both paired routes to the exchange are for the full 10 shares quantity of the execution. Market Maker's clearing information on the contra portion is updated in steps 13 and 14.

#	Step	Reported Event	Comments
		type: MOOR orderKeyDate: 20210528T000000 orderID: FBO-S-20210528_1 optionID: ABCD 220121C00062500 eventTimestamp: 20210528T133033.4684 senderIMID: 456:FBRKR destination: BOX destinationType: E routedOrderID: RT4215 session: EFGH4567 side: S price: 7.50 quantity: 10 orderType: LMT timeInForce: DAY=20210528 tradingSession: REG exchOriginCode: F affiliateFlag: false openCloseIndicator: Open pairedOrderID: FBX123	
5	BOX Options exchange accepts the paired option orders from Floor Broker into the exchange matching engine for crossing.	<i>Exchange reports a Participant <b>Order Accepted event</b> for each order in the pair.</i>	
6	BOX Options exchange matching engine executes the full quantity of the paired option orders	<i>Exchange reports a Participant <b>Simple Option Trade events on each order</b></i>	
7	Floor Broker updates trade with MM's clearing information on contra portion	N/A	Industry Member clearing updates are not CAT reportable.
8	Exchange updates trade to reflect actual trading parties	<i>Exchange reports Participant <b>Simple Option Trade Allocation events</b></i>	
9	Market Maker receives trade confirmation from exchange	<i>Market Maker reports an <b>Option Trade event</b></i>  type: MOOT tradeKeyDate: 20210528T000000 tradeID: 99999 optionID: ABCD 220121C00062500	While the related new order was not required to be reported by Market Maker 1, Market Maker 1 must report a single-sided MOOT event representing its side of the trade. The <i>firmDesignatedID</i> and <i>accountHolderType</i> populated. The <i>tapeTradeID</i> field is used to link

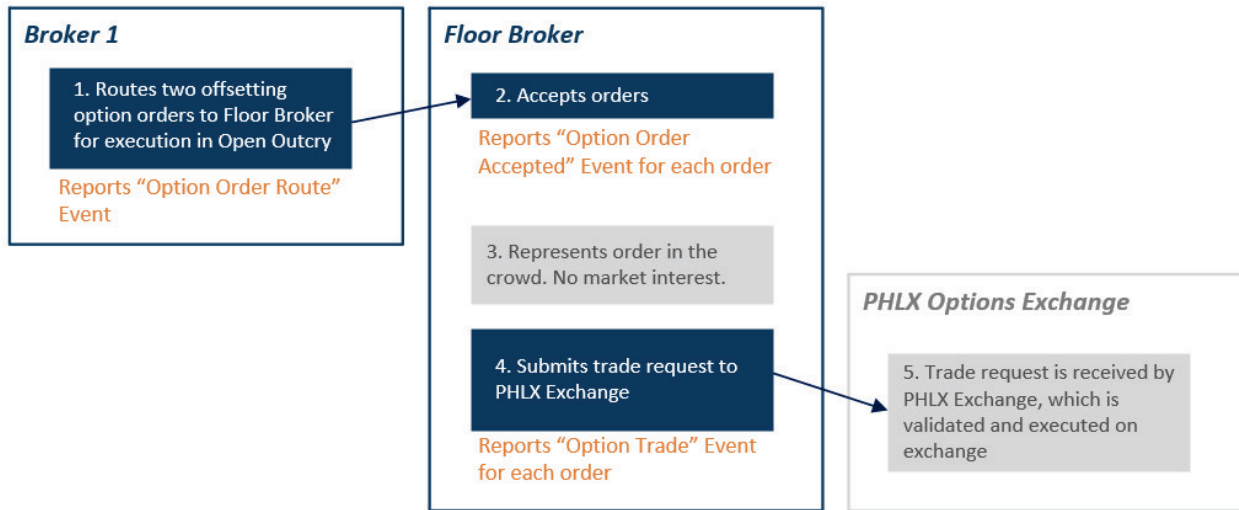
#	Step	Reported Event	Comments
		eventTimestamp: 20210528T133034 manualFlag: true cancelFlag: false quantity: 5 price: 7.50 capacity: P tapeTradeID: S999999 sideDetailsInd: SELL buyDetails: orderKeyDate: orderID: side: S firmDesignatedID: MM12345 accountHolderType: O marketCenterID: BOX multiLegInd: false clearingFirm: 999	to the Trade event reported to CAT by the Exchange.

**8.4 PHLX Floor Broker Scenarios**

This section illustrates the CAT reporting requirements for PHLX Floor Members.

**8.4.1 PHLX Options Floor Broker Receives Offsetting Orders for Crossing in Open Outcry (no market interference)**

This scenario illustrates the CAT reporting requirements when Industry Member Broker 1 routes two offsetting simple option orders to an Industry Member Floor Broker on the PHLX Exchange for trading in Open Outcry. In this scenario, Broker 1 routes two offsetting orders to the Floor Broker. The Floor Broker represents the orders in the crowd and there is no market interest, so the Floor Broker sends a trade request to the Exchange.



For illustration purposes, this scenario begins with the route of offsetting orders by Broker 1 to the PHLX Floor Broker. The reporting requirements for one possible workflow leading up to the offsetting orders can be found in 3.7.4, (Steps 1 – 7).

Industry Member Broker 1 is required to report:

- The route of the order to Floor Broker (Option Order Route events)

Industry Member Floor Broker is required to report:

- The receipt of the orders from Broker 1 (Option Order Accepted events)
- The initial side of the open outcry trade sent to the exchange (Option Trade event)
- The contra side of the open outcry trade sent to the exchange (Option Trade event)

PHLX Options exchange is required to report as outlined in the [CAT Plan Participant Reporting Technical Specifications](#).

#	Step	Reported Event	Comments
1	Broker 1 routes two offsetting orders to Floor Broker for execution in open outcry	<p><i>Broker 1 reports an <b>Option Order Route event</b> for each order</i></p> <p>type: MOOR            orderKeyDate: 20210630T000000            orderID: O12345            optionID: ABCD 220121C00062500            eventTimestamp: 20210630T101522.8357            manualFlag: false            electronicDupFlag: false            senderIMID: 123:BRKR01            destination: 456:FBRKR</p>	

#	Step	Reported Event	Comments
		<p>destinationType: F  routedOrderID: S-RT555  side: S  price: 3.25  quantity: 45  orderType: LMT  timeInForce: DAY=20210630  tradingSession: REG  routeRejectedFlag: false  affiliateFlag: false  multiLegInd false  openCloseIndicator: Close</p> <p>type: MOOR  orderKeyDate: 20210630T000000  orderID: O12346  optionID: ABCD 220121C00062500  eventTimestamp:  20210630T101527.5712  manualFlag: false  electronicDupFlag: false  senderIMID: 123:BRKR01  destination: 456:FBRKR  destinationType: F  routedOrderID: B-RT555  side: B  price: 3.25  quantity: 45  orderType: LMT  timeInForce: DAY=20210630  tradingSession: REG  routeRejectedFlag: false  affiliateFlag: false  multiLegInd: false  openCloseIndicator: Close</p>	
2	Floor Broker accepts the simple option orders from Broker 1	<p><i>Floor Broker reports an <b>Option Order Accepted event</b> for each of the orders.</i></p> <p>type: MOOA  orderKeyDate: 20210630T000000  orderID: FBO-S-20210630_1  optionID: ABCD 220121C00062500  eventTimestamp:  20210630T101522.8357  receiverIMID: 456:FBRKR  senderIMID: 123:BRKR01  senderType: F</p>	



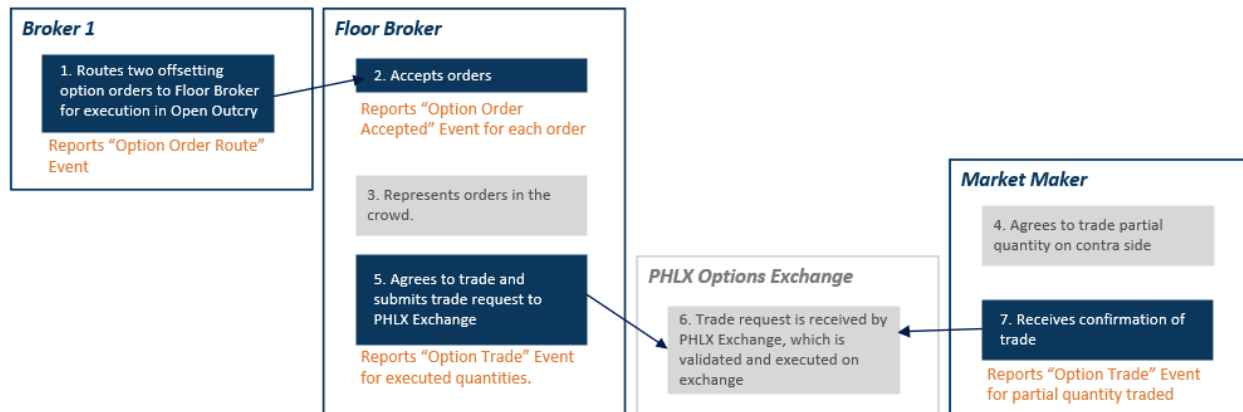
#	Step	Reported Event	Comments
		<p>routedOrderID: S-RT555  deptType: T  side: S  price: 3.25  quantity: 45  orderType: LMT  timeInForce: DAY=20210630  tradingSession: REG  affiliateFlag: false  openCloseIndicator: Open</p> <p>type: MOOA  orderKeyDate: 20210630T000000  orderID: FBO-B-20210630_1  optionID: ABCD 220121C00062500  eventTimestamp:  20210630T101527.8357  receiverIMID: 456:FBRKR  senderIMID: 123:BRKR01  senderType: F  routedOrderID: B-RT555  deptType: T  side: B  price: 3.25  quantity: 45  orderType: LMT  timeInForce: DAY=20210630  tradingSession: REG  affiliateFlag: false  openCloseIndicator: Open</p>	
3	Floor Broker represents orders in the crowd	N/A	
4	Floor Broker sends open outcry trade request details to PHLX Options Exchange	<p><i>Floor Broker reports an <b>Option Trade event</b> for each open outcry trade</i></p> <p>type: MOOT  tradeKeyDate: 20210630T000000  tradeID: FBTID001  optionID: ABCD 220121C00062500  eventTimestamp: 20210630T133030  manualFlag: true  cancelFlag: false  quantity: 45  price: 3.25  capacity: A</p>	<p>Floor Broker reports a single-sided MOOT event for each side of the trade, with the respective <i>orderID</i> populated.</p> <p>The <i>tapeTradeID</i> field is used to link to the Trade event reported to CAT by the Exchange.</p>

#	Step	Reported Event	Comments
		tapeTradeID: 99999 sideDetailsInd: SELL sellDetails: orderKeyDate: 20210630T000000 orderID: FBO-S-20210630_1 side: S firmDesignatedID: accountHolderType: marketCenterID: PHLX multiLegInd: false clearingFirm: 999  type: MOOT tradeKeyDate: 20210630T000000 tradeID: FBTID002 optionID: ABCD 220121C00062500 eventTimestamp: 20210630T133030 manualFlag: true cancelFlag: false quantity: 45 price: 3.25 capacity: A tapeTradeID: 99999 sideDetailsInd: BUY buyDetails: orderKeyDate: 20210630T000000 orderID: FBO-B-20210630_1 side: B firmDesignatedID: accountHolderType: marketCenterID: PHLX multiLegInd: false clearingFirm: 999	
5	PHLX Options exchange accepts and executes the open outcry trade	<i>Exchange reports a Participant <b>Option Trade event.</b></i>	

**8.4.2 PHLX Options Floor Broker Receives Offsetting Orders for Crossing in Open Outcry (Floor Market Maker takes partial contra side)**

This scenario illustrates the CAT reporting requirements when Industry Member Broker 1 routes offsetting simple option orders to an Industry Member Floor Broker on the PHLX Exchange.

In this scenario, Broker 1 routes two offsetting orders to the Floor Broker. The Floor Broker represents the orders in the crowd and a Floor Market Maker elects to participate in the cross for a partial quantity on the contra side. The Floor Broker sends a trade request to the Exchange, to confirm and execute the trade, for the total quantity on the agency side of the order.



For illustration purposes, this scenario begins with the route of the offsetting orders by Broker 1 to the PHLX Floor Broker. The reporting requirements for one possible workflow leading up to the offsetting orders can be found in 3.7.4, Steps 1 - 7.

Note that Market Maker's verbal quote is not currently reportable to CAT (market maker verbal announcements of firm quotes on an exchange trading floor are subject to the [SEC's July 28, 2023 order](#) granting a temporary conditional exemption relating to the reporting of certain on and off floor activities until July 31, 2026). Market Maker is required to report a MOOT event to CAT reflecting their side of the execution.

Industry Member Broker 1 is required to report:

- The route of the order to Floor Broker (Option Order Route events)

Industry Member Floor Broker is required to report:

- The receipt of the simple option orders from Broker 1 (Option Order Accepted events)
- The open outcry trades for the initial side order of 33 total contracts (Option Trade events)
- The open outcry trade for the contra order of 20 contracts (Option Trade event)

Industry Member Market Maker is required to report:

- The open outcry trade for 13 contracts executed by Floor Broker on the PHLX Exchange (Option Trade event)

PHLX Options exchange is required to report as outlined in the [CAT Plan Participant Reporting Technical Specifications](#).

#	Step	Reported Event	Comments
1	Broker 1 routes two offsetting orders to Floor Broker for execution in open outcry	<p><i>Floor Broker reports an <b>Option Order Route event (1/2)</b></i></p> <p>type: MOOR  orderKeyDate: 20210630T000000  orderID: O12345  optionID: ABCD 220121C00062500  eventTimestamp:  20210630T101527.1234  manualFlag: false  electronicDupFlag: false  senderIMID: 123:BRKR01  destination: 456:FBRKR  destinationType: F  routedOrderID: S-RT617  side: S  price: 2.65  quantity: 33  orderType: LMT  timeInForce: DAY=20210630  tradingSession: REG  routeRejectedFlag: false  affiliateFlag: false  multiLegInd false  openCloseIndicator: Open</p> <p><i>Floor Broker reports an <b>Option Order Route event (2/2)</b></i></p> <p>type: MOOR  orderKeyDate: 20210630T000000  orderID: O12346  optionID: ABCD 220121C00062500  eventTimestamp:  20210630T101527.5677  manualFlag: false  electronicDupFlag: false  senderIMID: 123:BRKR01  destination: 456:FBRKR  destinationType: F  routedOrderID: S-RT617  side: B  price: 2.65  quantity: 33  orderType: LMT  timeInForce: DAY=20210630  tradingSession: REG</p>	

#	Step	Reported Event	Comments
		routeRejectedFlag: false affiliateFlag: false multiLegInd: false openCloseIndicator: Open	
2	Floor Broker accepts the simple option orders from Broker 1	<p><i>Floor Broker reports an <b>Option Order Accepted event (1/2)</b></i></p> type: MOOA orderKeyDate: 20210630T000000 orderID: FBO-S-20210630_002 optionID: ABCD 220121C00062500 eventTimestamp: 20210630T101527.8357 receiverIMID: 456:FBRKR senderIMID: 123:BRKR01 senderType: F routedOrderID: S-RT617 deptType: T side: S price: 2.65 quantity: 33 orderType: LMT timeInForce: DAY=20210630 tradingSession: REG affiliateFlag: false openCloseIndicator: Open <p><i>Floor Broker reports an <b>Option Order Accepted event (2/2)</b></i></p> type: MOOA orderKeyDate: 20210630T000000 orderID: FBO-B-20210630_002 optionID: ABCD 220121C00062500 eventTimestamp: 20210630T101527.8689 receiverIMID: 456:FBRKR senderIMID: 123:BRKR01 senderType: F routedOrderID: B-RT617 deptType: T side: B price: 2.65 quantity: 33 orderType: LMT timeInForce: DAY=20210630 tradingSession: REG	

#	Step	Reported Event	Comments
		affiliateFlag: false openCloseIndicator: Open	
2	Floor Broker represents orders in the crowd	N/A	
3	Market Maker verbally agrees to trade partial contra quantity	N/A	Per the SEC order, Market Maker has no obligation to report his verbal quote response.
4	Floor Broker sends trade requests to the PHLX Exchange	<p><i>Floor Broker reports an <b>Option Trade event</b> for each open outcry trade</i></p> <p>type: MOOT  tradeKeyDate: 20210630T000000  tradeID: 112233  optionID: ABCD 220121C00062500  eventTimestamp: 20210630T133030  manualFlag: true  cancelFlag: false  quantity: 20  price: 2.65  capacity: A  tapeTradeID: 8675309  sideDetailsInd: SELL  sellDetails:  orderKeyDate: 20210630T000000  orderID: FBO-S-20210630_002  side: S  firmDesignatedID:  accountHolderType:  marketCenterID: PHLX  multiLegInd: false  clearingFirm: 999</p> <p>type: MOOT  tradeKeyDate: 20210630T000000  tradeID: 123123  optionID: ABCD 220121C00062500  eventTimestamp: 20210630T133030  manualFlag: true  cancelFlag: false  quantity: 13  price: 2.65  capacity: A  tapeTradeID: 8675310  sideDetailsInd: SELL  sellDetails:</p>	<p>Floor Broker reports a single-sided MOOT event for each the trade, with the respective <i>orderID</i> populated. In this scenario, there are two trades on the initial (agency) side, and one trade on the contra side.</p> <p>The <i>tapeTradeID</i> field is used to link to the Trade event reported to CAT by the Exchange.</p>

#	Step	Reported Event	Comments
		<p>orderKeyDate: 20210630T000000  orderID: FBO-S-20210630_002  side: S  firmDesignatedID:  accountHolderType:  marketCenterID: PHLX  multiLegInd: false</p> <p>type: MOOT  tradeKeyDate: 20210630T000000  tradeID: 123456  optionID: ABCD 220121C00062500  eventTimestamp: 20210630T133030  manualFlag: true  cancelFlag: false  quantity: 20  price: 2.65  capacity: A  tapeTradeID: 8675309  sideDetailsInd: BUY  buyDetails:  orderKeyDate: 20210630T000000  orderID: FBO-B-20210630_002  side: B  firmDesignatedID:  accountHolderType:  marketCenterID: PHLX  multiLegInd: false  clearingFirm: 999</p>	
5	PHLX Options exchange accepts and executes the open outcry trade	<i>Exchange reports a Participant <b>Order Trade event</b> for each open outcry trade</i>	
6	Market Maker receives trade confirmation	<p><i>Market Maker reports an <b>Option Trade event</b></i></p> <p>type: MOOT  tradeKeyDate: 20210630T000000  tradeID: TRD-333  optionID: ABCD 220121C00062500  eventTimestamp: 20210630T133030  manualFlag: true  cancelFlag: false  quantity: 13  price: 2.65  capacity: P  tapeTradeID: 8675310</p>	Market Maker 1 reports a single-sided MOOT event, representing its side of the trade, with the <i>firmDesignatedID</i> and <i>accountHolderType</i> fields populated. The <i>tapeTradeID</i> field is used to link to the Trade event reported to CAT by the Exchange.

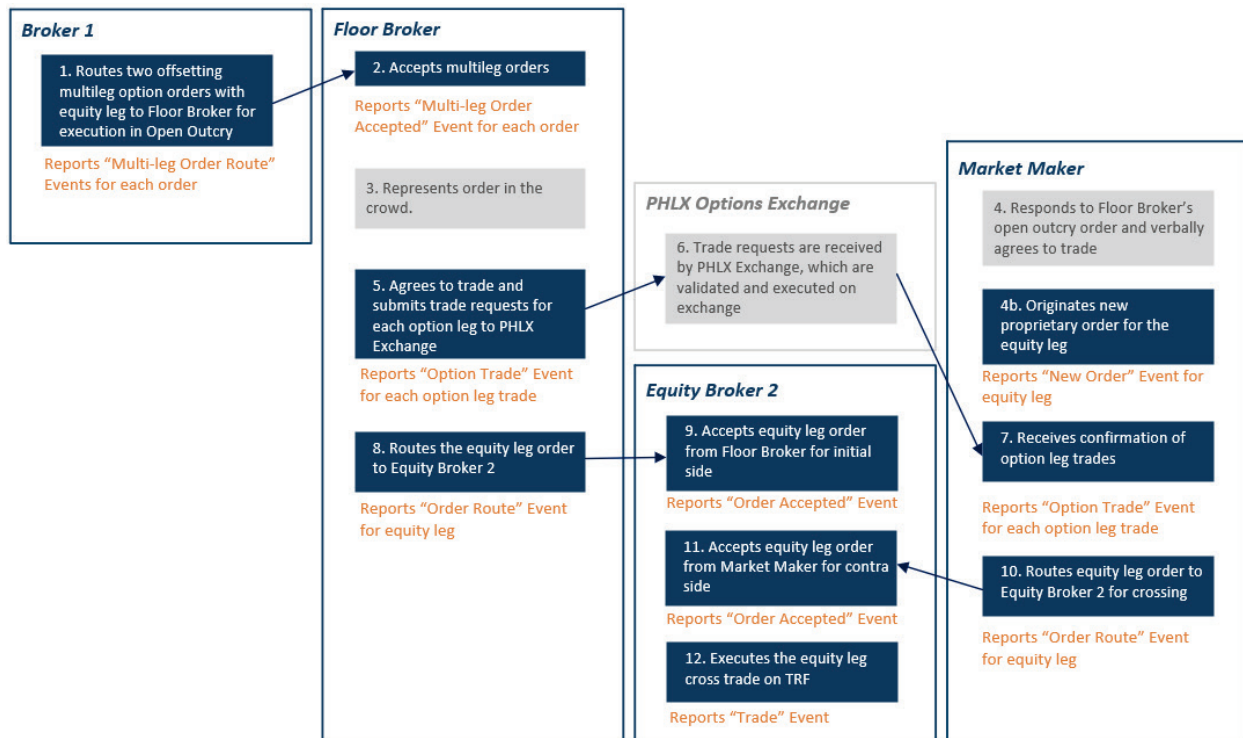
#	Step	Reported Event	Comments
		sideDetailsInd: BUY buyDetails: orderKeyDate: orderID: side: B firmDesignatedID: MM-4444 accountHolderType: O marketCenterID: PHLX multiLegInd: false clearingFirm: 999	

**8.4.3 PHLX Options Floor Broker Receives Offsetting Multi-leg Orders for Crossing in Open Outcry (Floor Market Maker takes full contra side)**

This scenario illustrates the CAT reporting requirements when Industry Member Broker 1 routes two offsetting multi-leg orders to an Industry Member Floor Broker on the PHLX Exchange for trading in Open Outcry.

In this scenario, Broker 1 routes two multi-leg orders to the Floor Broker. The Floor Broker represents the orders in the crowd and a Floor Market Maker elects to participate in the cross for the full quantity of the contra side. The Floor Broker sends the trade requests for each option leg to the Exchange to confirm and execute the trades. The Floor Broker routes the initial side equity leg to Equity Broker 2 for execution. The Floor Market Maker routes the equity leg for the contra side to Equity Broker 2 for execution.





For illustration purposes, this scenario begins with the routes of two offsetting multi-leg orders by the Broker 1 to PHLX Floor Broker. The reporting requirements for one possible workflow leading up to the offsetting orders can be found in 3.6.6 (Steps 1 – 3)

Note that Market Maker's verbal quote for the option legs is not currently reportable to CAT (market maker verbal announcements of firm quotes on an exchange trading floor are subject to the SEC's July 28, 2023 order granting a temporary conditional exemption relating to the reporting of certain on and off floor activities until July 31, 2026). Market Maker is required to report a MOOT event to CAT reflecting their side of the execution for each option leg. Market Maker is also required to report the equity order origination (MENO event) and the route of that equity order for execution (MEOR event).

Industry Member Broker 1 is required to report:

- The route of the multi-leg orders to Floor Broker (Multi-Leg Order Route events)

Industry Member Floor Broker is required to report:

- The receipt of the multi-leg orders from Broker 1 (Multi-Leg Order Accepted events)
- The open outcry trades for the initial side order (Option Trade events)
- The route of the agency equity leg order to Equity Broker 2 (Order Route event)

Industry Member Market Maker is required to report:

- The open outcry trades executed by Floor Broker on the PHLX Exchange (Option Trade events)

- The origination of the equity leg order (New Order event)
- The route of the equity order to Equity Broker 2 (Order Route event)

Industry Member Equity Broker 2 is required to report:

- The receipt of the initial side order from Floor Broker (Order Accepted event)
- The receipt of the contra side order from Market Maker (Order Accepted event)
- The execution of the orders (Trade event)

PHLX Options exchange is required to report as outlined in the [CAT Plan Participant Reporting Technical Specifications](#).

#	Step	Reported Event	Comments
1	Broker 1 sends two offsetting multi-leg orders to Floor Broker	<p><i>Broker 1 reports a <b>Multi-Leg Order Route event</b> for each order</i></p> <p>type: MLOR  orderKeyDate: 20210615T000000  orderID: CO12345  underlying: XYZ  eventTimestamp: 20210615T153038.223456  manualFlag: false  senderIMID: 123:BRKA  destination: FBRKR  destinationType: F  routedOrderID: RTO-99998  price: 16.35  quantity: 50  orderType: LMT  timeInForce: DAY=20210615  tradingSession: REG  handlingInstructions:  affiliateFlag: false  numberOfLegs: 3  priceType: PU  legDetails:</p> <p>legRefID: 1  optionID:  XYZ 210810C00032000  openCloseIndicator: Open  side: S  legRatioQuantity: 1</p> <p>legRefID: 2  optionID:  XYZ 210810C00035000  openCloseIndicator: Open  side: B  legRatioQuantity: 1</p>	

#	Step	Reported Event	Comments
		<p>legRefID: 3  symbol: XYZ  side: B  legRatioQuantity: 41</p> <p><i>Broker 1 reports a <b>Multi-Leg Order Route event (2/2)</b></i></p> <p>type: MLOR  orderKeyDate: 20210615T000000  orderID: P222444  underlying: XYZ  eventTimestamp:  20210615T153038.223456  manualFlag: false  senderIMID: 123:BRKA  destination: FBRKR  destinationType: F  routedOrderID: RTO-99999  price: -16.35  quantity: 50  orderType: LMT  timeInForce: DAY=20210615  tradingSession: REG  handlingInstructions:  affiliateFlag: false  numberOfLegs: 3  priceType: PU  legDetails:</p> <p>legRefID: 1  optionID:  XYZ 210810C00032000  openCloseIndicator: Open  side: B  legRatioQuantity: 1</p> <p>legRefID: 2  optionID:  XYZ 210810C00035000  openCloseIndicator: Open  side: S  legRatioQuantity: 1</p> <p>legRefID: 3  symbol: XYZ  side: SL  legRatioQuantity: 41</p>	
2	Floor Broker accepts the multi-leg orders	<i>Floor Broker reports a <b>Multi-Leg Option Order Accepted event</b> for each order</i>	

#	Step	Reported Event	Comments
	from Broker 1	<p>type: MLOA  orderKeyDate: 20210615T000000  orderID: FB-MLEG1111  underlying: XYZ  eventTimestamp:  20210615T153038.456123  manualFlag: false  receiverIMID: 456:FBRKR  senderIMID: 123:BRKA  senderType: F  routedOrderID: RTO-99998  deptType: T  price: 16.35  quantity: 50  orderType: LMT  timeInForce: DAY=20210615  tradingSession: REG  handlingInstructions:  affiliateFlag: false  numberOfLegs: 3  priceType: PU  legDetails:</p> <p>legRefID: 1  optionID:  XYZ 210810C00032000  openCloseIndicator: Open  side: S  legRatioQuantity: 1</p> <p>legRefID: 2  optionID:  XYZ 210810C00035000  openCloseIndicator: Open  side: B  legRatioQuantity: 1</p> <p>legRefID: 3  symbol: XYZ  side: B  legRatioQuantity: 41</p> <p>type: MLOA  orderKeyDate: 20210615T000000  orderID: FBMLEG-2222  underlying: XYZ  eventTimestamp:  20210615T153038.456123  manualFlag: false  receiverIMID: 456:FBRKR</p>	

#	Step	Reported Event	Comments
		senderIMID: 123:BRKA senderType: F routedOrderID: RTO-99999 deptType: T price: -16.35 quantity: 50 orderType: LMT timeInForce: DAY=20210615 tradingSession: REG handlingInstructions: affiliateFlag: false numberOfLegs: 3 priceType: PU legDetails: legRefID: 1 optionID: XYZ 210810C00032000 openCloseIndicator: Open side: B legRatioQuantity: 1  legRefID: 2 optionID: XYZ 210810C00035000 openCloseIndicator: Open side: S legRatioQuantity: 1  legRefID: 3 symbol: XYZ side: SL legRatioQuantity: 41	
3	Floor Broker represents orders in the crowd	N/A	
4	Market Maker verbally agrees to trade full contra quantity	N/A	While Market Maker 1 is not required to report the multi-leg verbal quote for the option legs. However, Market Maker 1 is required to report the origination of the equity leg order with a <i>handlingInstructions</i> value of 'OPT' to indicate that the order is an options-related order.
4b	Market Maker originates an order for the equity leg	<i>Market Maker reports a <b>New Order event</b> for the equity leg.</i>  type: MENO orderKeyDate: 20210615T000000 orderID: MM3456	

#	Step	Reported Event	Comments
		eventTimestamp: 20210615T153037 manualFlag: true electronicTimestamp: deptType: T side: SL price: 29.75 quantity: 2,050 orderType: LMT timeInForce: DAY=20210615 tradingSession: REG handlingInstructions: OPT firmDesignatedID: MM-4444 accountHolderType: O affiliateFlag: false representativeInd: N	
5	Floor Broker sends trade requests to the PHLX Exchange	<p><i>Floor Broker reports an <b>Option Trade event</b> for Leg 1 initial side (1/2)</i></p> type: MOOT tradeKeyDate: 20210615T000000 tradeID: 112233-1 optionID: XYZ 210810C00032000 eventTimestamp: 20210630T133045 manualFlag: true cancelFlag: false quantity: 50 price: 1.10 capacity: A tapeTradeID: 90210 sideDetailsInd: SELL sellDetails: orderKeyDate: 20210615T000000 orderID: FBMLEG-1111 side: S firmDesignatedID: accountHolderType marketCenterID: PHLX multiLegInd: true clearingFirm: 999	<p>Floor Broker reports a single-sided MOOT event for each leg, representing its side of the trade, with the <i>orderID</i> of the multi-leg order populated.</p> <p>The <i>multiLegInd</i> field must be populated as 'true' to indicate that the immediately preceding event in the lifecycle was a multi-leg order event.</p> <p>The <i>tapeTradeID</i> field is used to link to the Trade event reported to CAT by the Exchange.</p> <p><i>Floor Broker reports an <b>Option Trade event</b> for Leg 2 initial side (1/2)</i></p> type: MOOT tradeKeyDate: 20210615T000000 tradeID: 112234-2 optionID: XYZ 210810C00035000 eventTimestamp: 20210630T133045

#	Step	Reported Event	Comments
		manualFlag: true cancelFlag: false quantity: 50 price: 2.05 capacity: A tapeTradeID: 90211 sideDetailsInd: BUY buyDetails: orderKeyDate: 20210615T000000 orderID: FBMLEG-1111 side: B firmDesignatedID: accountHolderType marketCenterID: PHLX multiLegInd: true clearingFirm: 999	
6	PHLX Options exchange accepts and executes the open outcry trades.	<i>Exchange reports a Participant <b>Order Trade event</b> for each open outcry trade.</i>	
7	Market Maker receives confirmation of option leg trades	<p><i>Market Maker reports an <b>Option Trade event</b> for Leg 1 contra side. (1/2)</i></p> type: MOOT tradeKeyDate: 20210615T000000 tradeID: MMTD201 optionID: XYZ 210810C00032000 eventTimestamp: 20210630T133045 manualFlag: true cancelFlag: false quantity: 50 price: 1.10 capacity: P tapeTradeID: 90210 sideDetailsInd: BUY buyDetails: orderKeyDate: orderID: side: B firmDesignatedID:MM-4444 accountHolderType: O marketCenterID: PHLX multiLegInd: true clearingFirm: 999	<p>Market Maker 1 reports a single-sided MOOT event for the contra side of each leg trade, with the <i>firmDesignatedID</i> and <i>accountHolderType</i> fields populated.</p> <p>The <i>multiLegInd</i> field must be populated as 'true' to indicate that the trades are for a multi-leg order.</p> <p>The <i>tapeTradeID</i> field is used to link to the Trade event reported to CAT by the Exchange.</p>
		<i>Market Maker reports an <b>Option Trade event</b> for Leg 2 initial side (2/2)</i>	

#	Step	Reported Event	Comments
		type: MOOT tradeKeyDate: 20210615T000000 tradeID: MMTD202 optionID: XYZ 210810C00035000 eventTimestamp: 20210630T133045 manualFlag: true cancelFlag: false quantity: 50 price: 2.05 capacity: P tapeTradeID: 90211 sideDetailsInd: SELL sellDetails: orderKeyDate: orderID: side: S firmDesignatedID: MM-4444 accountHolderType: O marketCenterID: PHLX multiLegInd: true clearingFirm: 999	
8	Floor Broker routes the equity leg of the initial order to Equity Broker 2 for execution.	<i>Floor Broker reports an <b>Order Route event</b> for agency equity order</i> type: MEOR orderKeyDate: 20210615T000000 orderID: MM3456 symbol: XYZ eventTimestamp: 20210615T153037 manualFlag: true senderIMID: 456:FBRKR destination: 789:BRK2 destinationType: F side: B price: 29.75 quantity: 2050 orderType: LMT timeInForce: DAY=20210615 tradingSession: REG affiliateFlag: false isoInd: NA handlingInstructions: OPT multiLegInd: true	Since Floor Broker has assigned a price to the equity leg, the <i>price</i> field must be populated. Floor Broker is required to report a <i>handlingInstructions</i> value of 'OPT' to indicate that the order is an options-related order.  The <i>multiLegInd</i> must be populated as 'true' to indicate that the immediately preceding event in the order life cycle is a multi-leg order event.  The <i>routedOrderID</i> field is not required for manual routes.
9	Equity Broker 2 accepts the equity	<i>Equity Broker 2 reports an <b>Order Accepted event</b></i>	



#	Step	Reported Event	Comments
	leg order from Floor Broker	type: MEOA orderKeyDate: 20210615T000000 orderID: ORD123 symbol: XYZ eventTimestamp: 20210615T153037 manualFlag: true receiverIMID: 789:BRK2 senderIMID: 456:FBRKR senderType: F affiliateFlag: false deptType: T side: B price: 29.75 quantity: 2050 orderType: LMT timeInForce: DAY=20210615 tradingSession: REG isoInd: NA handlingInstructions: OPT custDspIntrFlag: false	
10	Market Maker manually routes equity leg order to Equity Broker 2	<i>Market Maker reports an <b>Order Route event</b> for the equity leg.</i>  type: MEOR orderKeyDate: 20210615T000000 orderID: MM3456 symbol: XYZ eventTimestamp: 20210615T153037 manualFlag: true senderIMID: 555:MM1 destination: 789:BRK2 destinationType: F side: SL price: 29.75 quantity: 2050 orderType: LMT timeInForce: DAY=20210615 tradingSession: REG affiliateFlag: false isoInd: NA handlingInstructions: OPT multiLegInd: false	Market Maker 1 is required to report a <i>handlingInstructions</i> value of 'OPT' to indicate that the order is an options-related order.  The <i>multiLegInd</i> field must be 'false', as the immediately preceding event is a simple equity event, not a multi-leg event. If the <i>multiLegInd</i> field is populated as 'true', the firm will receive an intrafirm linkage error, as this field is used to determine if the event will link to a multi-leg order event or a simple equity/option event.  The <i>routedOrderID</i> field is not required for manual routes.
11	Equity Broker 2 accepts the equity leg order from Floor	<i>Equity Broker 2 reports an <b>Order Accepted event</b></i>	

#	Step	Reported Event	Comments
	Broker	type: MEOA orderKeyDate: 20210615T000000 orderID: ORD124 symbol: XYZ eventTimestamp: 20210615T153037 manualFlag: true receiverIMID: 789:BRK2 senderIMID: 444:MM1 senderType: F affiliateFlag: false deptType: T side: SL price: 29.75 quantity: 2050 orderType: LMT timeInForce: DAY=20210615 tradingSession: REG isoInd: NA handlingInstructions: OPT custDspIntrFlag: false	
12	Equity Broker 2 crosses the orders	<i>Equity Broker 2 reports a <b>Trade event</b></i>  type: MEOT tradeKeyDate: 20210615T000000 tradeID: TXYZ124 symbol: XYZ eventTimestamp: 20210615T153356.234561 manualFlag: false cancelFlag: false cancelTimestamp: quantity: 2050 price: 29.75 capacity: A tapeTradeID: TRF123 marketCenterID: DN sideDetailsInd: NA buyDetails: orderKeyDate: 20210615T000000 orderID: ORD123 side: B sellDetails: orderKeyDate: 20210615T000000 orderID: ORD124 side: SL	



**8.5 Retired Section**

**8.5.1 Retired Scenario**

**8.5.2 Retired Scenario**

**8.5.3 Retired Scenario**

**8.5.4 Retired Scenario**

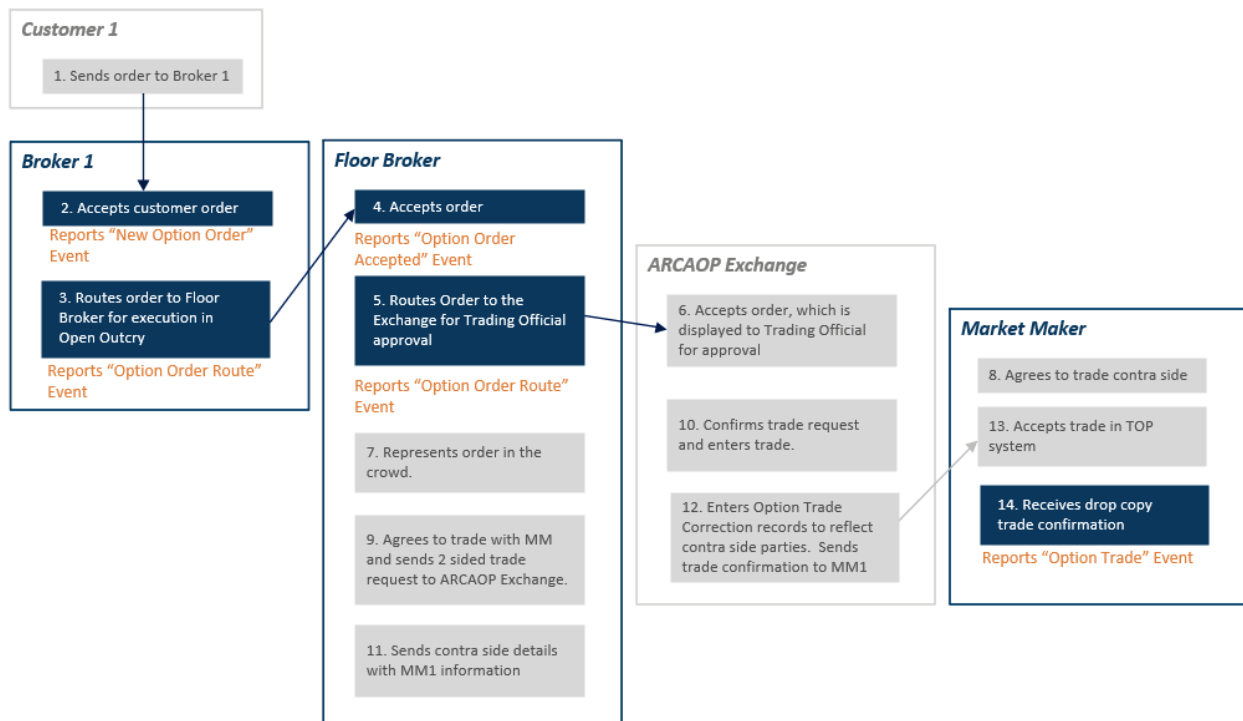
**8.5.5 Retired Scenario**

## 8.6 AMEROP/ARCAOP Floor Broker Scenarios (Pillar Platform)

This section illustrates the CAT reporting requirements for AMEROP/ARCAOP Floor Members using the Pillar platform.

### 8.6.1 AMEROP/ARCAOP Options Floor Broker Receives an Order and Trades against a Floor Market Maker in Open Outcry

This scenario illustrates the CAT reporting requirements when Industry Member Broker 1 routes a simple option order to an Industry Member Floor Broker on the AMEROP/ARCAOP Exchange for trading in Open Outcry. In this scenario, Broker 1 sends an order to the Floor Broker. The Floor Broker sends the order to the AMEROP/ARCAOP Exchange, represents the trade in the crowd and a Market Maker takes the contra side. The Floor Broker agrees to the trade in open outcry and sends an order message to the AMEROP/ARCAOP Exchange to confirm and execute the trade.



On the AMEROP/ARCAOP Options exchange, Floor Broker sends the initial side open outcry order to the Exchange for Trading Official review and approval. The Exchange reports a corresponding order accept message. The Floor Broker then represents the order in the trading crowd. Once the trade has been agreed by all parties and approved by the Trading Official, the Floor Broker sends a trade request to the exchange. The AMEROP/ARCAOP exchange prints floor trade is against the initial order. Once the trade is entered, the floor broker subsequently updates the trade to include the full allocation information, including the parties and clearing information for the contra side of the trade. When all trade details are confirmed, the contra party (or parties) to the trade reports the option trade events to CAT.

Note that Market Maker’s verbal quote is not currently reportable to CAT (market maker verbal announcements of firm quotes on an exchange trading floor are subject to the [SEC’s July 28, 2023 order](#) granting a temporary conditional exemption relating to the reporting of certain on and off floor activities until July 31, 2026). Market Maker is required to report a MOOT event to CAT reflecting their side of the execution.

Industry Member Broker 1 is required to report:

- The receipt of the simple option order from the Customer (New Option Order event)
- The route of the simple option order to Floor Broker (Option Order Route event)

Industry Member Floor Broker is required to report:

- The receipt of the option order from Broker 1 (Option Order Accepted event)
- The initial side open outcry order sent to the exchange (Option Order Route event)

Industry Member Market Maker is required to report:

- The open outcry trade for the contra side (Option Trade event)

AMEROP/ARCAOP Options exchange is required to report as outlined in the [CAT Plan Participant Reporting Technical Specifications](#).

#	Step	Reported Event	Comments
1	Customer sends a simple option order to Broker 1	N/A	
2	Broker 1 accepts the customer option order	<p><i>Broker 1 reports a <b>New Option Order event</b></i></p> <p>type: MONO  orderKeyDate: 20211104T000000  orderID: O54321  optionID: ABCD 220121P00097500  eventTimestamp: 20211104T133031.1234  deptType: A  side: S  price: 10.00  quantity: 50  orderType: LMT  timeInForce: DAY=20211104  tradingSession: REG  firmDesignatedID: CUS98765  accountHolderType: A  openCloseIndicator: Open</p>	
3	Broker 1 routes the option order to Floor	<i>Broker 1 reports an <b>Option Order Route event</b></i>	

#	Step	Reported Event	Comments
	Broker	type: MOOR orderKeyDate: 20211104T000000 orderID: O54321 optionID: ABCD 220121P00097500 eventTimestamp: 20211104T133032.1684 senderIMID: 123:BRKR01 destination: 456:FBRKR destinationType: F routedOrderID: RT555 session: ABCD1234 side: S price: 10.00 quantity: 50 orderType: LMT timeInForce: DAY=20211104 tradingSession: REG openCloseIndicator: Open	
4	Floor Broker accepts the option order from Broker 1	<i>Floor Broker reports an <b>Option Order Accepted event</b></i> type: MOOA orderKeyDate: 20211104T000000 orderID: O45678 optionID: ABCD 220121P00097500 eventTimestamp: 20211104T133032.1684 receiverIMID: 456:FBRKR senderIMID: 123:BRKR01 senderType: F routedOrderID: RT555 deptType: T side: S price: 10.00 quantity: 50 orderType: LMT timeInForce: DAY=20211104 tradingSession: REG openCloseIndicator: Open	
5	Floor Broker routes an open outcry order for the initial side to the ARCAOP exchange	<i>Floor Broker reports an <b>Option Order Route event</b></i> type: MOOR orderKeyDate: 20211104T000000 orderID: O45678 optionID: ABCD 220121P00097500 eventTimestamp: 20211104T133032.6789	

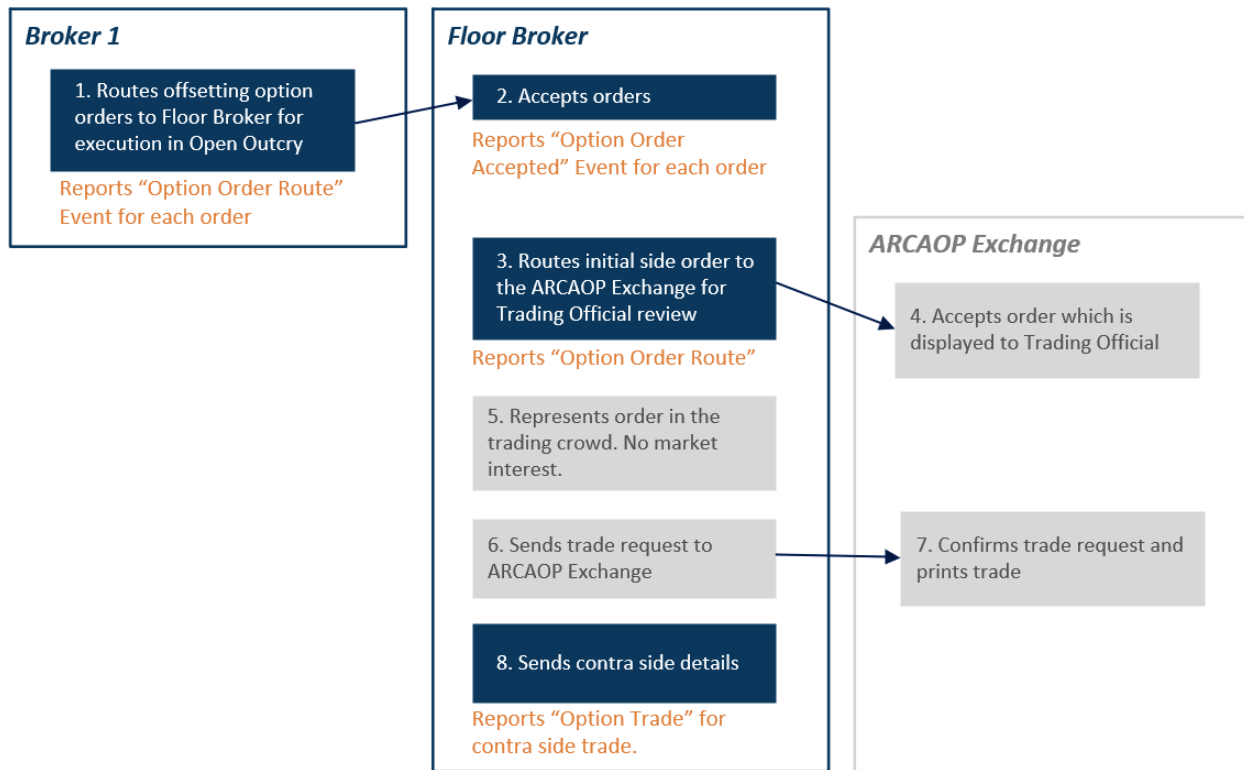
#	Step	Reported Event	Comments
		senderIMID: 456:FBRKR destination: ARCAOP destinationType: E routedOrderID: RT789 session: ABCD1234 side: S price: 10.00 quantity: 50 orderType: LMT timeInForce: DAY=20211104 tradingSession: REG exchOriginCode: C openCloseIndicator: Open	
6	ARCAOP Exchange accepts order	<i>ARCAOP Exchange reports a Participant <b>Option Order Accepted event</b></i>	
7	Floor Broker represents order in the trading crowd	N/A	
8	Market Maker agrees to trade the contra side of the order	N/A	Per the SEC order, Market Maker has no obligation to report his verbal quote response.
9	Floor Broker sends trade request to ARCAOP Exchange	N/A	MOOT event is not reportable here because initial side trade is already linked via the Order Route event.
10	ARCAOP Exchange processes the floor trade.	<i>ARCAOP Exchange reports a Participant <b>Option Trade event</b></i>	
11	Floor Broker sends trade allocation details for the trade, including Market Maker's details	N/A	Trade updates are not reportable by the Industry Member
12	ARCAOP exchange updates option trade to reflect parties and clearing information	<i>ARCAOP Exchange reports a Participant <b>Option Trade Correction event(s)</b></i>	
13	Market Maker accepts trade in TOP system	N/A	
14	Market Maker receives drop copy trade confirmation	<i>Market Maker reports an <b>Option Trade event</b></i>  type: MOOT tradeKeyDate: 20211104T000000 tradeID: T12345	Market Maker 1 reports a single-sided MOOT event, representing its side of the trade, with the <i>firmDesignatedID</i> populated. The <i>tapeTradeID</i> field is used to link to the Trade event reported to CAT by the Exchange.



#	Step	Reported Event	Comments
		optionID: ABCD 220121P00097500 eventTimestamp: 20211104T133508 manualFlag: true cancelFlag: false quantity: 50 price: 10.00 capacity: P tapeTradeID: 999999 sideDetailsInd: BUY buyDetails: orderKeyDate: orderID: side: B firmDesignatedID: MM333 accountHolderType: O marketCenterID: ARCAOP multiLegInd: false clearingFirm: 999	

**8.6.2 AMEROP/ARCAOP Options Floor Broker Receives Offsetting Orders for Crossing in Open Outcry (No Market Interference)**

This scenario illustrates the CAT reporting requirements when Industry Member Broker 1 routes two offsetting simple option orders to an Industry Member Floor Broker on the AMEROP/ARCAOP Exchange for trading in Open Outcry. In this scenario, Broker 1 routes offsetting option orders to the Floor Broker. Floor Broker sends an open outcry order for the initial side to the exchange for Trading Official review and approval. The Floor Broker represents the order in the trading crowd and there is no market interest, so Floor Broker enters a trade request to AMEROP/ARCAOP Exchange to confirm and execute the trade. Once the trade is executed on exchange, the Floor Broker updates the trade to reflect the parties and clearing information



For illustration purposes, this scenario begins with the route of offsetting orders by Broker 1 to the AMEROP/ARCAOP Floor Broker. The reporting requirements for one possible workflow leading up to the orders can be found in 3.7.4.(steps 1 – 7)

On the AMEROP/ARCAOP Options exchange, Floor Broker open outcry trades are processed using an Option Order Route message on the initial side to the exchange system. The Exchange reports a corresponding order accept message and the floor trade is executed against this order to link the initial side. The Floor Broker then enters post-trade updates to assign the parties and clearing information for both sides of the trade.

Industry Member Broker 1 is required to report:

- The route of the orders to the Floor Broker (Option Order Route events)

Industry Member Floor Broker is required to report:

- The receipt of the orders from Broker 1 (Option Order Accepted events)
- The route of the initial and contra side open outcry orders to the exchange system (Option Order Route events)
- The trade for the contra side (Option Trade event)

AMEROP/ARCAOP Options exchange is required to report as outlined in the [CAT Plan Participant Reporting Technical Specifications](#).

#	Step	Reported Event	Comments
1	Broker 1 routes two offsetting orders to Floor Broker	<p><i>Broker 1 reports an <b>Option Order Route event (1/2)</b></i></p> <p>type: MOOR  orderKeyDate: 20210914T000000  orderID: O12345  optionID: ABCD 220121C00062500  eventTimestamp: 20210914T101527.6125  manualFlag: false  electronicDupFlag: false  senderIMID: 123:BRKR01  destination: 456:FBRKR  destinationType: F  routedOrderID: B1RT01  side: S  price: 4.25  quantity: 45  orderType: LMT  timeInForce: DAY=20210914  tradingSession: REG  openCloseIndicator: Close</p> <p><i>Broker 1 reports an <b>Option Order Route event (2/2)</b></i></p> <p>type: MOOR  orderKeyDate: 20210914T000000  orderID: O12346  optionID: ABCD 220121C00062500  eventTimestamp: 20210914T101528.4412  manualFlag: false  electronicDupFlag: false  senderIMID: 123:BRKR01  destination: 456:FBRKR  destinationType: F  routedOrderID: B1RT02  side: B  price: 4.25  quantity: 45  orderType: LMT  timeInForce: DAY=20210914  tradingSession: REG  openCloseIndicator: Open</p>	
2	Floor Broker accepts the simple option orders from Broker 1	<p><i>Floor Broker reports an <b>Option Order Accepted event (1/2)</b></i></p> <p>type: MOOA</p>	

#	Step	Reported Event	Comments
		<p>orderKeyDate: 20210914T000000  orderID: FBO-S-20210914_002  optionID: ABCD 220121C00062500  eventTimestamp: 20210914T101527.8357  receiverIMID: 456:FBRKR  senderIMID: 123:BRKR01  senderType: F  routedOrderID: B1RT01  deptType: T  side: S  price: 4.25  quantity: 45  orderType: LMT  timeInForce: DAY=20210914  tradingSession: REG  openCloseIndicator: Close</p> <p><i>Floor Broker reports an <b>Option Order Accepted event (2/2)</b></i></p> <p>type: MOOA  orderKeyDate: 20210914T000000  orderID: FBO-B-20210914_002  optionID: ABCD 220121C00062500  eventTimestamp: 20210914T101528.6245  receiverIMID: 456:FBRKR  senderIMID: 123:BRKR01  senderType: F  routedOrderID: B1RT02  deptType: T  side: B  price: 4.25  quantity: 45  orderType: LMT  timeInForce: DAY=20210914  tradingSession: REG  openCloseIndicator: Open</p>	
3	Floor Broker sends initial side order to ARCAOP Options Exchange	<p><i>Floor Broker reports an <b>Option Order Route event for the initial side of the outcry trade</b></i></p> <p>type: MOOR  orderKeyDate: 20210914T000000  orderID: FBO-S-20210914_002  optionID: ABCD 220121C00062500  eventTimestamp: 20210914T101528.6543</p>	

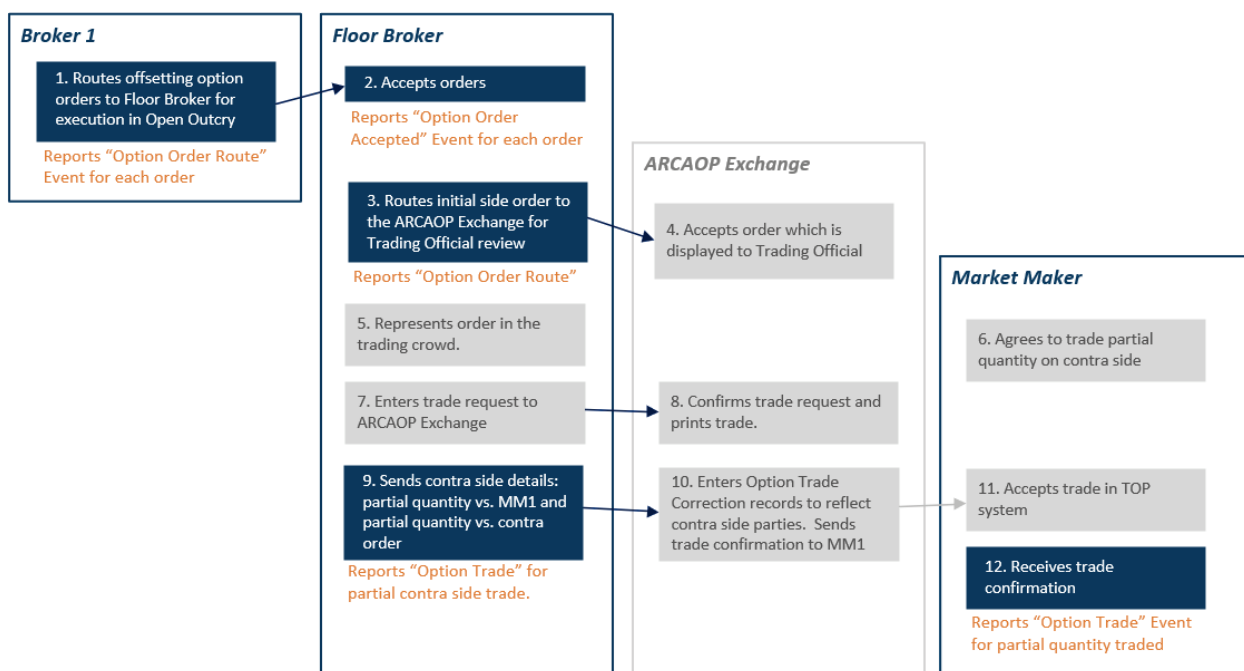
#	Step	Reported Event	Comments
		manualFlag: false electronicDupFlag: false senderIMID: 456:FBRKR destination: ARCAOP destinationType: E routedOrderID: RT66 session: AM-123 side: S price: 4.25 quantity: 45 orderType: LMT timeInForce: DAY=20210914 tradingSession: REG exchOriginCode: C openCloseIndicator: Close	
4	ARCAOP Options exchange accepts the order which is displayed to the Trading Official	<i>Exchange reports a Participant <b>Option Order Accepted</b> event</i>	
5	Floor Broker represents order in the crowd. No market interest	N/A	
6	Floor Broker sends trade request to ARCAOP Exchange	N/A	
7	ARCAOP Options exchange confirms and prints the trade	<i>Exchange reports a Participant <b>Option Trade</b> event</i>	
8	Floor Broker updates the trade to include the contra side party and clearing details	<i>Floor Broker reports an <b>Option Trade event</b> for the contra side of the trade.</i>  type: MOOT tradeKeyDate: 20210914T000000 tradeID: T12345 optionID: ABCD 220121P00097500 eventTimestamp: 20210914T133108 manualFlag: true quantity: 45 price: 4.25 capacity: A tapeTradeID: 999999 sideDetailsInd: BUY buyDetails: orderKeyDate: 20210914T000000 orderID: FBO-B-20210914_002	

#	Step	Reported Event	Comments
		side: B marketCenterID: ARCAOP multiLegInd: true clearingFirm: 999	

### 8.6.3 AMEROP/ARCAOP Options Floor Broker Receives Offsetting Orders for Crossing in Open Outcry (Floor Market Maker takes partial contra side)

This scenario illustrates the CAT reporting requirements when Industry Member Broker 1 routes two offsetting option orders to an Industry Member Floor Broker to cross on the AMEROP/ARCAOP Exchange, and a Market Maker breaks the cross.

In this scenario, Broker 1 routes two offsetting orders to the Floor Broker. The Floor Broker routes the initial side order to the AMEROP/ARCAOP Options Exchange, which is displayed to the Trading Official. The Floor Broker then represents the order in the crowd and a Floor Market Maker elects to participate in the cross for a partial quantity on the contra side. The Floor Broker submits the trade request to the AMEROP/ARCAOP Options Exchange, which confirms and prints the trade. The Floor Broker then updates the trade to reflect the contra parties and clearing details.



For illustration purposes, this scenario begins with the route of two offsetting orders from Broker 1 to the AMEROP/ARCAOP Floor Broker. The reporting requirements for one possible workflow leading up to the offsetting orders can be found in 3.7.4 (steps 1 – 7).

On the AMEROP/ARCAOP Options exchange, the Floor Brokers routes the initial side order to the exchange system. The Exchange reports a corresponding order accept message and this order is displayed to the Trading Official. The Floor Broker verbally represents the order in the trading crowd. Floor Market Makers may respond with verbal quotes to elect to participate in the trade. Once the trade is agreed, the Floor Broker enters a trade request into the Pillar system, which is confirmed and processed by the exchange against the initial order. The floor broker subsequently updates the trade to include the full allocation information, including the parties and clearing information for the contra side of the trade. When all trade details are confirmed, the contra party (or parties) to the trade reports the member trade events to CAT.

Note that Market Maker’s verbal quote is not currently reportable to CAT (market maker verbal announcements of firm quotes on an exchange trading floor are subject to the [SEC’s July 28, 2023 order](#) granting a temporary conditional exemption relating to the reporting of certain on and off floor activities until July 31, 2026). Market Maker is required to report a MOOT event to CAT reflecting their side of the execution.

Industry Member Broker 1 is required to report:

- The route of the two simple option orders to Floor Broker (Option Order Route events)

Industry Member Floor Broker is required to report:

- The receipt of the two simple option orders from Broker 1 (Option Order Accepted events)
- The open outcry order for the initial side order of 100 total contracts (Option Order Route event)
- The open outcry trade for the contra side order of 65 contracts (Option Trade event)

Industry Member Market Maker is required to report:

- The open outcry trade for 35 contracts executed by Floor Broker on the AMEROP/ARCAOP Exchange (Option Trade event)

AMEROP/ARCAOP Options exchange is required to report as outlined in the [CAT Plan Participant Reporting Technical Specifications](#).

#	Step	Reported Event	Comments
1	Broker 1 routes two offsetting orders to Floor Broker to cross on the ARCAOP Exchange Floor	<p><i>Broker 1 reports an <b>Option Order Route event (1/2)</b></i></p> <p>type: MOOR  orderKeyDate: 20210914T000000  orderID: O12350  optionID: BDG 230916P00015000  eventTimestamp: 20210914T142355.101010  manualFlag: false  electronicDupFlag: false</p>	

#	Step	Reported Event	Comments
		<p>senderIMID: 123:BRKR01  destination: 456:FBRKR  destinationType: F  routedOrderID: BRT-3434  side: B  price: 0.40  quantity: 100  orderType: LMT  timeInForce: DAY=20210914  tradingSession: REG  openCloseIndicator: Close</p> <p><i>Broker 1 reports an <b>Option Order Route event (2/2)</b></i></p> <p>type: MOOR  orderKeyDate: 20210914T000000  orderID: O12354  optionID: BDG 230916P00015000  eventTimestamp: 20210914T142357.112233  manualFlag: false  electronicDupFlag: false  senderIMID: 123:BRKR01  destination: 456:FBRKR  destinationType: F  routedOrderID: BRT-3435  side: S  price: 0.40  quantity: 100  orderType: LMT  timeInForce: DAY=20210914  tradingSession: REG  openCloseIndicator: Open</p>	
2	Floor Broker accepts the two simple option orders from Broker 1	<p><i>Floor Broker reports an <b>Option Order Accepted event (1/2)</b></i></p> <p>type: MOOA  orderKeyDate: 20210914T000000  orderID: FBO-B-20210914_003  optionID: BDG 230916P00015000  eventTimestamp: 20210914T142355.123456  receiverIMID: 456:FBRKR  senderIMID: 123:BRKR01  senderType: F  routedOrderID: BRT-3434  deptType: T  side: B</p>	



#	Step	Reported Event	Comments
		<p>price: 0.40  quantity: 100  orderType: LMT  timeInForce: DAY=20210914  tradingSession: REG  openCloseIndicator: Close</p> <p><i>Floor Broker reports an <b>Option Order Accepted event (2/2)</b></i></p> <p>type: MOOA  orderKeyDate: 20210914T000000  orderID: FBO-S-20210914_003  optionID: BDG 230916P00015000  eventTimestamp: 20210914T142357.235689  receiverIMID: 456:FBRKR  senderIMID: 123:BRKR01  senderType: F  routedOrderID: BRT-3435  deptType: T  side: S  price: 0.40  quantity: 100  orderType: LMT  timeInForce: DAY=20210914  tradingSession: REG  openCloseIndicator: Open</p>	
3	Floor Broker routes initial side order to ARCAOP Options Exchange	<p><i>Floor Broker reports an <b>Option Order Route event for initial side order</b></i></p> <p>type: MOOR  orderKeyDate: 20210914T000000  orderID: FBO-B-20210914_003  optionID: BDG 230916P00015000  eventTimestamp: 20210914T142358.123456  manualFlag: false  electronicDupFlag: false  senderIMID: 456:FBRKR  destination: ARCAOP  destinationType: E  routedOrderID: RT100  session: AM-123  side: B  price: 0.40  quantity: 100  orderType: LMT  timeInForce: DAY=20210914</p>	

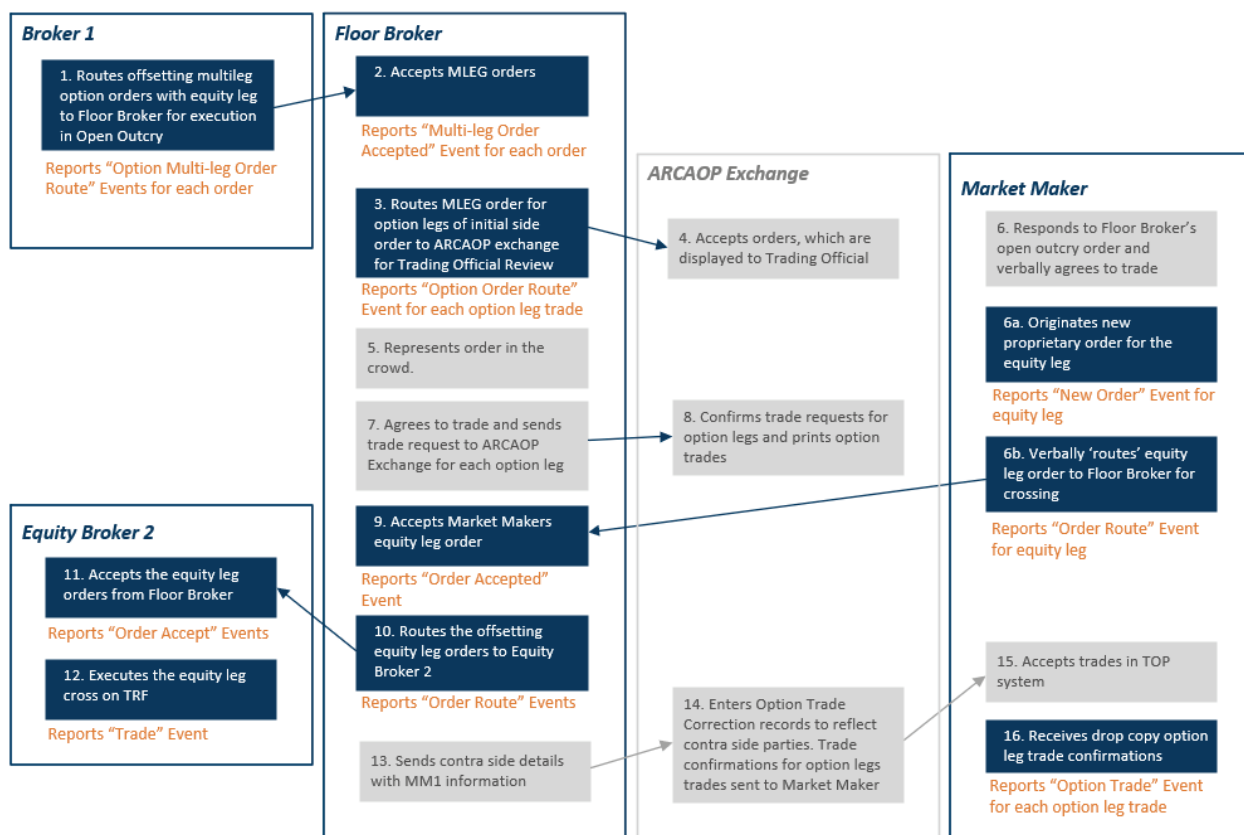
#	Step	Reported Event	Comments
		tradingSession: REG exchOriginCode: C openCloseIndicator: Close	
4	ARCAOP Exchange accepts initial side trade and displays to Trading Official	<i>Exchange reports a Participant <b>Option Order Accepted event</b></i>	
5	Floor Broker represents trade in the crowd	N/A	
6	Market Maker verbally agrees to trade partial contra quantity	N/A	Note that the request for quote by Floor Broker is not reportable to CAT, and the verbal quote by Market Maker 1, as well as the representation of the order by Floor Broker, are subject to a temporary exemption from reporting to CAT.
7	Floor Broker agrees to trade and sends trade request to ARCAOP Exchange	N/A	
8	ARCAOP Options exchange confirms and executes the open outcry trade	<i>Exchange reports a Participant <b>Option Trade event</b></i>	
9	Floor Broker updates trade to include contra side details for each partial trade quantity	<i>Floor Broker reports an <b>Option Trade event</b> for the partial trade executed against the contra side order</i>  type: MOOT tradeKeyDate: 20210914T000000 tradeID: fb333 optionID: BDG 230916P00015000 eventTimestamp: 202109140T142359 manualFlag: true cancelFlag: false quantity: 65 price: 0.40 capacity: A tapeTradeID: 74785 sideDetailsInd: SELL sellDetails: orderKeyDate: 20210914T000000	

#	Step	Reported Event	Comments
		orderID: FBO-S-20210914_003 side: S marketCenterID: ARCAOP multiLegInd: false clearingFirm: 999	
10	ARCAOP exchange updates trade to reflect breakdown of contra party details and sends trade confirmation to Market Maker	<i>Exchange reports a Participant <b>Option Trade Correction</b> event</i>	
11	ARCAOP Options exchange confirms and prints the trade	N/A	
12	Market Maker confirms trade in TOP system and receives drop copy trade confirmation	<i>Market Maker reports an <b>Option Trade event</b> for the contra side partial open outcry trade</i>  type: MOOT tradeKeyDate: 20210914T000000 tradeID: TRD003 optionID: BDG 230916P00015000 eventTimestamp: 202109140T142359 manualFlag: true cancelFlag: false quantity: 35 price: 0.40 capacity: P tapeTradeID: 74788 sideDetailsInd: SELL sellDetails: orderKeyDate: orderID: side: S firmDesignatedID: MM-1248 accountHolderType: O marketCenterID: ARCAOP multiLegInd: false clearingFirm: 999	Market Maker 1 reports a single-sided MOOT event, representing its side of the trade, with the <i>firmDesignatedID</i> populated. The <i>tapeTradeID</i> field is used to link to the Trade event reported to CAT by the Exchange.

### 8.6.4 AMEROP/ARCAOP Options Floor Broker Receives Offsetting Multi-leg Orders with an Equity Leg for Crossing in Open Outcry (Floor Market Maker takes full contra side)

This scenario illustrates the CAT reporting requirements when Industry Member Broker 1 routes two offsetting multi-leg orders with equity leg to an Industry Member Floor Broker on the AMEROP/ARCAOP Exchange for trading in Open Outcry.

In this scenario, Broker 1 routes two multi-leg orders to the Floor Broker. The Floor Broker accepts both orders and routes the initial side multi-leg order for the option legs only to the exchange for display to the Trading Official. The Floor Broker represents the order in the crowd and a Floor Market Maker elects to participate in the cross for the full quantity of the contra side. The Floor Broker agrees to trade and sends trade requests for the option legs to the AMEROP/ARCAOP Exchange to confirm and print the trades. The Floor Broker also routes the offsetting equity leg orders to Equity Broker 2 for crossing.



For illustration purposes, this scenario begins with the route of two offsetting multi-leg orders by Broker 1 to the AMEROP/ARCAOP Floor Broker. The reporting requirements for one possible workflow leading up to the paired orders can be found in 3.6.6 (Steps 1 – 3)

Note that Market Maker's verbal quote for the option legs is not currently reportable to CAT (market maker verbal announcements of firm quotes on an exchange trading floor are subject to the [SEC's July](#)

[28, 2023 order](#) granting a temporary conditional exemption relating to the reporting of certain on and off floor activities until July 31, 2026). Market Maker is required to report a MOOT event to CAT reflecting their side of the execution for each option leg. Market Maker is also required to report the equity order origination (MENO event) and the route of that equity order for execution (MEOR event).

Industry Member Broker 1 is required to report:

- The routes of the two offsetting multi-leg orders to Floor Broker (Multi-Leg Order Route events)

Industry Member Floor Broker is required to report:

- The receipt of both multi-leg orders from Broker 1 (Multi-Leg Order Accepted events)
- The route of the open outcry multi-leg order for the option legs of the initial side order (Multi-Leg Order Route events)
- The receipt of the equity leg order from Market Maker (Order Accepted event with *handlingInstructions* 'OPT')
- The route of the two offsetting equity leg orders to Equity Broker 2 (Order Route events with *handlingInstructions* 'OPT')

Industry Member Market Maker is required to report:

- The origination of the equity leg order (New Order event)
- The route of the equity order to Floor Broker (Order Route event with *handlingInstructions* 'OPT')
- The open outcry trades for each option leg executed by Floor Broker on the AMEROP/ARCAOP Exchange (Option Trade events)

Industry Member Equity Broker 2 is required to report:

- The receipt of the two offsetting equity leg orders from Floor Broker (Order Accepted events with *handlingInstructions* 'OPT')
- The execution of the equity leg orders (Trade event)

AMEROP/ARCAOP Options exchange is required to report as outlined in the [CAT Plan Participant Reporting Technical Specifications](#).

#	Step	Reported Event	Comments
1	Broker 1 routes paired multi-leg option orders to Floor Broker	<p><b>Broker 1 reports a <i>Multi-Leg Order Route event (1/2)</i></b></p> <p>type: MLOR  orderKeyDate: 20211122T000000  orderID: CO12345  underlying: XYZ  eventTimestamp: 20211122T153038.223456  manualFlag: false</p>	

#	Step	Reported Event	Comments
		<p> senderIMID: 123:BRKA  destination: 456:FBRKR  destinationType: F  routedOrderID: RTO-99998  price: 16.35  quantity: 50  orderType: LMT  timeInForce: DAY=20211122  tradingSession: REG  affiliateFlag: false  numberOfLegs: 3  priceType: PU  legDetails:      legRefID: 1      optionID:      XYZ 211217C00032000      openCloseIndicator: Open      side: S      legRatioQuantity: 1       legRefID: 2      optionID:      XYZ 211217C00035000      openCloseIndicator: Open      side: B      legRatioQuantity: 1       legRefID: 3      symbol: XYZ      side: B      legRatioQuantity: 41 </p> <p><b>Broker 1 reports a <i>Multi-Leg Order Route event (2/2)</i></b></p> <p> type: MLOR  orderKeyDate: 20211122T000000  orderID: P222444  underlying: XYZ  eventTimestamp:  20211122T153038.223456  manualFlag: false  senderIMID: 123:BRKA  destination: 456:FBRKR  destinationType: F  routedOrderID: RTO-99999  price: -16.35  quantity: 50  orderType: LMT  timeInForce: DAY=20211122 </p>	

#	Step	Reported Event	Comments
		tradingSession: REG affiliateFlag: false numberOfLegs: 3 priceType: PU legDetails: legRefID: 1 optionID: XYZ 211217C00032000 openCloseIndicator: Open side: B legRatioQuantity: 1  legRefID: 2 optionID: XYZ 211217C00035000 openCloseIndicator: Open side: S legRatioQuantity: 1  legRefID: 3 symbol: XYZ side: SL legRatioQuantity: 41	
2	Floor Broker accepts the paired multi-leg orders from Broker 1	<i>Floor Broker reports a <b>Multi-Leg Order Accepted event (1/2)</b></i>  type: MLOA orderKeyDate: 20211122T000000 orderID: FB-MLEG004 underlying: XYZ eventTimestamp: 20211122T153038.456123 manualFlag: false receiverIMID: 456:FBRKR senderIMID: 123:BRKA senderType: F routedOrderID: RTO-99998 deptType: T price: 16.35 quantity: 50 orderType: LMT timeInForce: DAY=20211122 tradingSession: REG affiliateFlag: false numberOfLegs: 3 priceType: PU legDetails: legRefID: 1 optionID: XYZ 211217C00032000 openCloseIndicator: Open	

#	Step	Reported Event	Comments
		<p>side: S legRatioQuantity: 1</p> <p>legRefID: 2 optionID: XYZ 211217C00035000 openCloseIndicator: Open side: B legRatioQuantity: 1</p> <p>legRefID: 3 symbol: XYZ side: B legRatioQuantity: 41</p> <p><b>Floor Broker reports a Multi-Leg Order Accepted event (2/2)</b></p> <p>type: MLOA orderKeyDate: 20211122T000000 orderID: FBMLEG-005 underlying: XYZ eventTimestamp: 20211122T153038.456123 manualFlag: false receiverIMID: 456:FBRKR senderIMID: 123:BRKA senderType: F routedOrderID: RTO-99999 deptType: T price: -16.35 quantity: 50 orderType: LMT timeInForce: DAY=20211122 tradingSession: REG affiliateFlag: false numberOfLegs: 3 priceType: PU legDetails: legRefID: 1 optionID: XYZ 211217C00032000 openCloseIndicator: Open side: B legRatioQuantity: 1</p> <p>legRefID: 2 optionID: XYZ 211217C00035000 openCloseIndicator: Open side: S legRatioQuantity: 1</p> <p>legRefID: 3</p>	



#	Step	Reported Event	Comments
		symbol: XYZ side: SL legRatioQuantity: 41	
3	Floor Broker routes a multi-leg option order for the option legs of the initial side order	<i>Floor Broker reports a <b>Multi-Leg Order Route event</b> for the option legs of the initial side order</i>  type: MLOR orderKeyDate: 20211122T000000 orderID: FB-MLEG004 underlying: XYZ eventTimestamp: 20211122T153038.223456 manualFlag: false senderIMID: 456:FBRKR destination: ARCAOP destinationType: E routedOrderID: FB-Rt005 price: 16.35 quantity: 50 orderType: LMT timeInForce: DAY=20211122 tradingSession: REG affiliateFlag: false numberOfLegs: 2 priceType: PU legDetails: <ul style="list-style-type: none"> <li>legRefID: 1</li> <li>optionID: XYZ 211217C00032000</li> <li>openCloseIndicator: Open</li> <li>side: S</li> <li>legRatioQuantity: 1</li> <li>legRefID: 2</li> <li>optionID: XYZ 211217C00035000</li> <li>openCloseIndicator: Open</li> <li>side: B</li> <li>legRatioQuantity: 1</li> </ul>	
4	ARCAOP Exchange accepts order		
5	Floor Broker represents order in the crowd	N/A	
6	Market Maker verbally agrees to trade full contra quantity. This	<i>Market Maker reports a <b>New Order event</b> and an <b>Order Route event</b> for the equity leg.</i>	Market Maker 1 is not required to report the multi-leg verbal quote for the option legs. However, Market Maker 1 is required to report the

#	Step	Reported Event	Comments
	includes a verbal order and route for the equity leg.	<p>type: MENO  orderKeyDate: 20211122T000000  orderID: MM3456  eventTimestamp: 20211122T153037  manualFlag: true  deptType: T  side: SL  price: 29.75  quantity: 2,050  orderType: LMT  timeInForce: DAY=20211122  tradingSession: REG  handlingInstructions: OPT  firmDesignatedID: MM-1248  accountHolderType: O  affiliateFlag: false  representativeInd: N</p> <p>type: MEOR  orderKeyDate: 20211122T000000  orderID: MM3456  symbol: XYZ  eventTimestamp: 20211122T153037  manualFlag: true  senderIMID: 555:MM1  destination: 456:FBRKR  destinationType: F  side: SS  price: 29.75  quantity: 2050  orderType: LMT  timeInForce: DAY=20211122  tradingSession: REG  affiliateFlag: false  isolInd: NA  handlingInstructions: OPT  multiLegInd: false</p>	<p>origination of the equity leg order with a <i>handlingInstructions</i> value of 'OPT' to indicate that the order is an options-related order.</p> <p>Market Maker 1 is also required to report an Order Route event for the verbal equity leg order given to Floor Broker.</p> <p>The <i>multiLegInd</i> field must be 'false' on the MEOR event, as the immediately preceding event is a simple equity event, not a multi-leg event. If the <i>multiLegInd</i> field is populated as 'true', the firm will receive an intrafirm linkage error, as this field is used to determine if the event will link to a multi-leg event or a simple equity/option event.</p> <p>The <i>routedOrderID</i> field is not required for manual routes.</p>
7	Floor Broker agrees to trade and sends trade request to the ARCAOP exchange for each option leg	N/A	Not a CAT reportable event
8	ARCAOP Options exchange confirms trade requests and executes trades for option legs	<i>Exchange reports a Participant <b>Option Trade event</b> for each open outcry trade.</i>	

#	Step	Reported Event	Comments
9	Floor Broker accepts the Market Maker's equity leg order	<p><i>Floor Broker reports an <b>Order Accepted event</b> for the equity leg order</i></p> <p>type: MEOA  orderKeyDate: 20211122T000000  orderID: FB-ORD123  symbol: XYZ  eventTimestamp: 20210914T153037  manualFlag: true  electronicTimestamp: 20211122T153039.853456  receiverIMID: 456:FBRKR  senderIMID: 555:MM1  senderType: F  routedOrderID:  affiliateFlag: false  deptType: T  side: SS  price: 29.75  quantity: 2050  orderType: LMT  timeInForce: DAY=2021122  tradingSession: REG  isoInd: NA  handlingInstructions: OPT  custDspIntrFlag: false</p>	Floor Broker must report the <i>handlingInstructions</i> value of 'OPT' that was received from Market Maker.
10	Floor Broker routes the two equity leg orders to Equity Broker 2 for crossing.	<p><i>Floor Broker reports an <b>Order Route event (1/2)</b></i></p> <p>type: MEOR  orderKeyDate: 20211122T000000  orderID: FB-MLEG004  symbol: XYZ  eventTimestamp: 20211122T153042  manualFlag: true  senderIMID: 456:FBRKR  destination: 789:BRK2  destinationType: F  routedOrderID:  side: B  price: 29.75  quantity: 2050  orderType: LMT  timeInForce: DAY=20211122  tradingSession: REG  affiliateFlag: false  isoInd: NA</p>	Floor Broker is required to report a <i>handlingInstructions</i> value of 'OPT' to indicate that the order is an options-related transaction.

#	Step	Reported Event	Comments
		<p>handlingInstructions: OPT multiLegInd: true</p> <p><i>Floor Broker reports an <b>Order Route event (2/2)</b></i></p> <p>type: MEOR orderKeyDate: 20211122T000000 orderID: FB-ORD123 symbol: XYZ eventTimestamp: 20211122T153042 manualFlag: true senderIMID: 456:FBRKR destination: 789:BRK2 destinationType: F routedOrderID: side: S price: 29.75 quantity: 2050 orderType: LMT timeInForce: DAY=20211122 tradingSession: REG affiliateFlag: false isoInd: NA handlingInstructions: OPT multiLegInd: false</p>	
11	Equity Broker 2 accepts the equity leg orders from Floor Broker	<p><i>Equity Broker 2 reports an <b>Order Accepted event (1/2)</b></i></p> <p>type: MEOA orderKeyDate: 20211122T000000 orderID: EQB123-B symbol: XYZ eventTimestamp: 20211122T153042 manualFlag: true receiverIMID: 789:BRK2 senderIMID: 456:FBRKR senderType: F routedOrderID: affiliateFlag: false deptType: T side: B price: 29.75 quantity: 2050 orderType: LMT timeInForce: DAY=20211122</p>	Broker 2 must report the <i>handlingInstructions</i> value of 'OPT' that was received from Floor Broker.

#	Step	Reported Event	Comments
		tradingSession: REG isolnd: NA handlingInstructions: OPT custDsplIntrFlag: false  <i>Equity Broker 2 reports an <b>Order Accepted event (2/2)</b></i>  type: MEOA orderKeyDate: 20211122T000000 orderID: EQB123-S symbol: XYZ eventTimestamp: 20210914T153042 manualFlag: true receiverIMID: 789:BRK2 senderIMID: 456:FBRKR senderType: F routedOrderID: affiliateFlag: false deptType: T side: SL price: 29.75 quantity: 2050 orderType: LMT timeInForce: DAY=20211122 tradingSession: REG isolnd: NA handlingInstructions: OPT custDsplIntrFlag: false	
12	Equity Broker 2 crosses the orders on TRF	<i>Equity Broker 2 reports a <b>Trade event</b></i>  type: MEOT tradeKeyDate: 20211122T000000 tradeID: TX-XYZ124 symbol: XYZ eventTimestamp: 20211122T153356.234561 manualFlag: false cancelFlag: false quantity: 2050 price: 29.75 capacity: A tapeTradeID: TRF123 marketCenterID: DN sideDetailsInd: NA buyDetails:	

#	Step	Reported Event	Comments
		orderKeyDate: 20211122T000000 orderID: EQB123-B side: B sellDetails: orderKeyDate: 20210914T000000 orderID: EQB123-S side: SL multiLegInd: true	
13	Floor Broker updates open outcry trade details to include MM1's contra party details	N/A	
14	ARCAOP sends trade confirmation to Market Maker for option leg trades	<i>Exchange reports Participant <b>Option Trade Correction</b> event(s) to reflect parties and clearing information.</i>	
15	Market Maker accepts trades in TOP system		
16	Market Maker receives drop copy trades for option legs	<b>Market Maker reports an <i>Option Trade event</i> for option leg 1 (1/2)</b>  type: MOOT tradeKeyDate: 20211122T000000 tradeID: MMTD301 optionID: XYZ 211217C00032000 eventTimestamp: 20211122T133045 manualFlag: true cancelFlag: false quantity: 50 price: 1.10 capacity: P tapeTradeID: 60613 sideDetailsInd: BUY buyDetails: orderKeyDate: orderID: side: B firmDesignatedID:MM-1248 accountHolderType: O marketCenterID: ARCAOP multiLegInd: true clearingFirm: 999	Market Maker 1 reports a single-sided MOOT event for each option leg trade, representing its side of the trade, with the <i>firmDesignatedID</i> and <i>accountHolderType</i> fields populated.  The <i>multiLegInd</i> field must be populated as 'true' to indicate that the trades are for a multi-leg order.  The <i>tapeTradeID</i> field is used to link to the Trade event reported to CAT by the Exchange.

#	Step	Reported Event	Comments
		<p><i>Market Maker reports an <b>Option Trade event</b> for option leg 2 (2/2)</i></p> <p>type: MOOT  tradeKeyDate: 20211122T000000  tradeID: MMTD302  optionID: XYZ 211217C00035000  eventTimestamp: 20211122T133045  manualFlag: true  cancelFlag: false  quantity: 50  price: 2.05  capacity: P  tapeTradeID: 60614  sideDetailsInd: SELL  sellDetails:  orderKeyDate:  orderID:  side: S  firmDesignatedID: MM-1248  accountHolderType: O  marketCenterID: ARCAOP  multiLegInd: true  clearingFirm: 999</p>	

## 9 TRF Scenarios

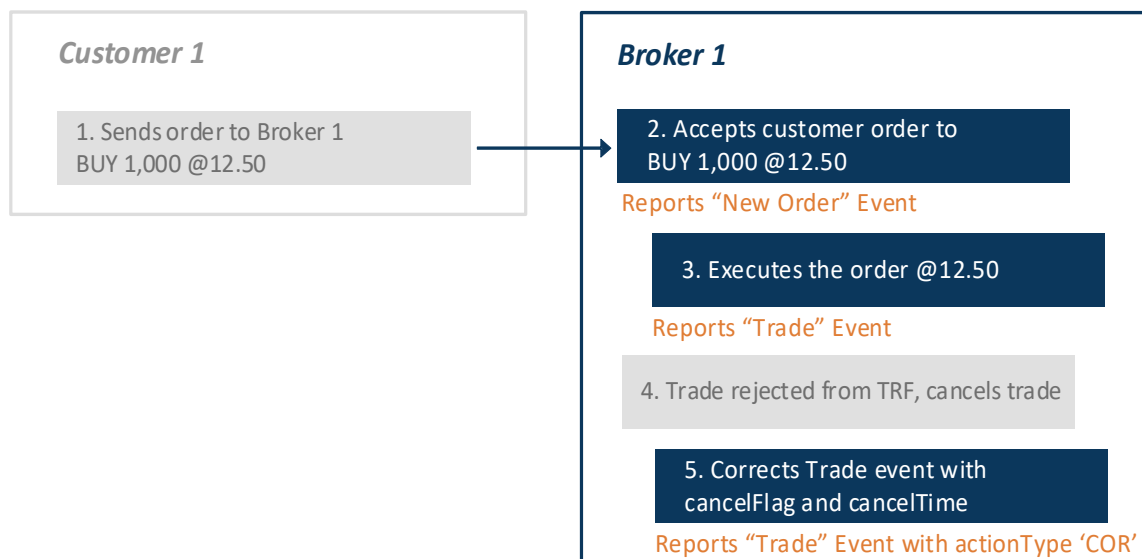
### 9.1.1 Trade is Cancelled after TRF Rejection due to 'Price out of Range'

This scenario illustrates the CAT reporting requirements when an Industry Member cancels a trade after receiving a TRF Rejection due to 'Price out of Range'. This is an edge case scenario and does not frequently occur.

In this scenario, an Industry Member receives an order to buy 1,000 shares of XYZ and executes the shares from a proprietary account at a price of 12.50. The Industry Member submits a media trade report to the TRF, but the trade report is rejected due to 'Price out of Range'. Instead of repairing the media trade report and resubmitting to the TRF, the Industry Member determines to cancel the trade.

For CAT reporting, the *cancelFlag* and *cancelTimestamp* fields are only required in a Trade event in instances where cancel information is not captured in the TRF. Since the media trade report was not repaired, the cancel information was therefore not captured in the TRF, and the Industry Member is required to populate the *cancelFlag* and *cancelTimestamp* fields in its CAT Trade event reflecting the time the Industry Member cancelled the trade.

This scenario illustrates the requirement that if the Industry Member is unable to populate the *cancelFlag* and *cancelTimestamp* fields in its initial Trade event submission to CAT, then the Industry Member must submit a 'COR' event to capture these fields.



Industry Member Broker 1 is required to report:

- The receipt of the customer order (New Order event)
- The execution of the customer order (Trade event)
- The correction of the Trade event reflecting the addition of the *cancelFlag* and *cancelTimestamp* fields (Trade event with *actionType* 'COR')



Broker 1 may alternatively choose to combine the trade and cancel information into one MEOT event with the *cancelFlag* set to 'true' and the *cancelTimestamp* field populated if it is able to do so.

#	Step	Reported Event	Comments
1	Customer sends a Buy order to Broker 1	NA	
2	Broker 1 accepts the customer order	<p><i>Broker 1 reports a <b>New Order event</b></i></p> <p>actionType: NEW            firmROEID: 20180417_ M12360            type: MENO            CATReporterIMID: BRK1            orderKeyDate: 20180417T000000            orderID: O11111            symbol: XYZ            eventTimestamp:            20180417T153035.234456            manualFlag: false            deptType: T            side: B            price: 12.50            quantity: 1000            orderType: LMT            timeInForce: DAY=20180417            tradingSession: REG            custDspIntrFlag: false            firmDesignatedID: CUST1234            accountHolderType: A            affiliateFlag: false            negotiatedTradeFlag: false            representativeInd: N</p>	
3	Broker 1 executes the customer order	<p><i>Broker 1 reports a <b>Trade event</b></i></p> <p>actionType: NEW            firmROEID: 20180417_ M12370            CATReporterIMID: BRK1            type: MEOT            tradeKeyDate: 20180417T000000            tradeID: TXYZ555            symbol: XYZ            eventTimestamp:            20180417T153035.634456            manualFlag: false            cancelFlag: false            cancelTimestamp:            quantity: 1000            price: 12.50</p>	

#	Step	Reported Event	Comments
		capacity: P tapeTradeID: TRF123 marketCenterID: DN sideDetailsInd: NA buyDetails: orderKeyDate: 20180417T000000 orderID: O11111 side: B sellDetails: side: SL firmDesignatedID: PROP123 accountHolderType: P	
4	Broker 1 cancels the trade because it was rejected in the TRF due to price out of range	NA	
5	Broker 1 corrects its Trade event to reflect the <i>cancelFlag</i> and <i>cancelTimestamp</i> values	<b>Broker 1 reports a Trade event</b>  actionType: COR firmROEID: 20180417_M12370 CATReporterIMID: BRK1 type: MEOT tradeKeyDate: 20180417T000000 tradeID: XYZ555 symbol: XYZ eventTimestamp: 20180417T153035.634456 manualFlag: false cancelFlag: true cancelTimestamp: 20180417T153050.634456 quantity: 1000 price: 12.50 capacity: P tapeTradeID: TRF123 marketCenterID: DN sideDetailsInd: NA buyDetails: orderKeyDate: 20180417T000000 orderID: O11111 side: B sellDetails: side: SL firmDesignatedID: PROP123 accountHolderType: P	Broker 1 may alternatively choose to combine the trade and cancel information into one MEOT event with the <i>cancelFlag</i> set to 'true' and the <i>cancelTimestamp</i> field populated if it is able to do so.

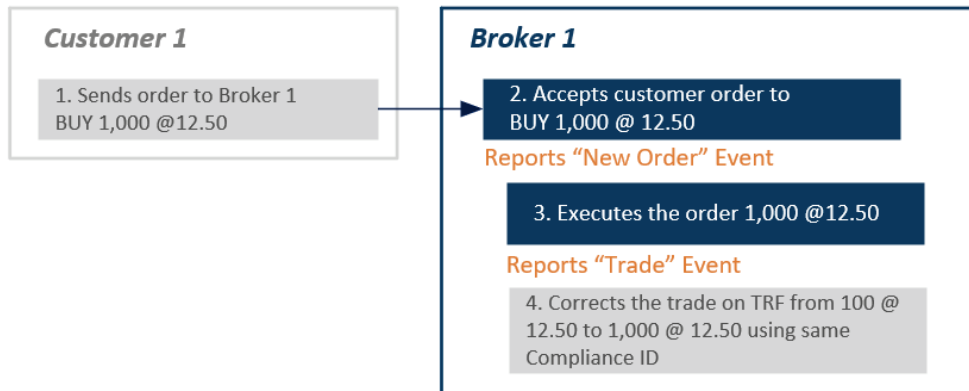
#	Step	Reported Event	Comments

### 9.1.2 Trade is Updated at the Trade Reporting Facility Using the Same Compliance ID or FINRA Control Number

This scenario illustrates the CAT reporting requirements when an Industry Member corrects a trade without canceling the original trade report. Instead, the Industry Member submits a corrected trade report to the relevant trade reporting facility and reuses the Compliance ID or FINRA Control Number from the original trade report.

In this scenario, an Industry Member executes a trade for 1,000 shares and correctly reports the MEOT event to CAT for 1,000 shares, but incorrectly reports the trade report to a trade reporting facility for 100 shares. The relevant trade reporting facility allows for corrections of trade reports without canceling the original trade report and will link the corrected trade report by referencing the Compliance ID or FINRA Control Number of the original trade report.

The Industry Member corrects the trade report to 1,000 shares without canceling the original trade report, and the Compliance ID or FINRA Control Number on the corrected trade report remains the same as the Compliance ID or FINRA Control Number on the original trade report.



Industry Member Broker 1 is required to report:

- The receipt of the customer order (New Order event)
- The execution of the customer order (Trade event linking to original trade report)

In this scenario, the Industry Member is required to report only a single MEOT event to CAT which will directly link to the original trade report through the *tapeTradeID* field, and will link by reference to the updated trade report which used the same Compliance ID or FINRA Control Number. Broker 1 must not submit a separate MEOT event to CAT reflecting the corrected trade report in this scenario.

If the Trade Reporting facility allows for corrections of trade reports without canceling the original trade report, but Broker 1 still chooses to cancel the original trade report, Broker 1 must follow the guidance outlined in Scenarios 9.1.3 and 9.1.4.

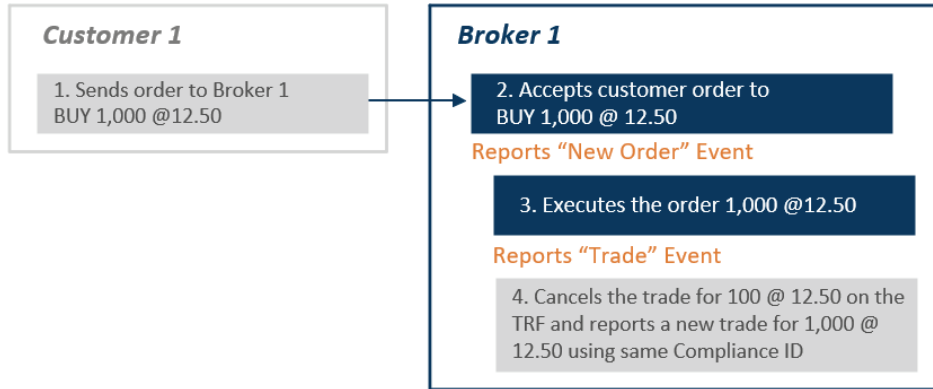
#	Step	Reported Event	Comments
1	Customer sends a Buy order to Broker 1	NA	
2	Broker 1 accepts the customer order	<p><b>Broker 1 reports a <i>New Order event</i></b></p> <p>actionType: NEW            firmROEID: 20180417_ M12360            type: MENO            CATReporterIMID: BRK1            orderKeyDate: 20180417T000000            orderID: O11111            symbol: XYZ            eventTimestamp: 20180417T153035.234456            manualFlag: false            deptType: T            side: B            price: 12.50            quantity: 1000            orderType: LMT            timeInForce: DAY=20180417            tradingSession: REG            custDsplntrFlag: false            firmDesignatedID: CUST1234            accountHolderType: A            affiliateFlag: false            negotiatedTradeFlag: false            representativeInd: N</p>	
3	Broker 1 executes the customer order	<p><b>Broker 1 reports a <i>Trade event</i></b></p> <p>actionType: NEW            firmROEID: 20180417_ M12370            CATReporterIMID: BRK1            type: MEOT            tradeKeyDate: 20180417T000000            tradeID: TXYZ555            symbol: XYZ            eventTimestamp: 20180417T153035.634456            manualFlag: false            cancelFlag: false            cancelTimestamp:</p>	<p>In its Trade event, Broker 1 must populate the <i>tapeTradeID</i> field linking to the initially reported trade report with an incorrect shares quantity of 100.</p> <p>The <i>cancelFlag</i> must be populated as 'false'.</p>

#	Step	Reported Event	Comments
		quantity: 1000 price: 12.50 capacity: P tapeTradeID: TRF123 marketCenterID: DN sideDetailsInd: NA buyDetails: orderKeyDate: 20180417T000000 orderID: O11111 side: B sellDetails: side: SL firmDesignatedID: PROP123 accountHolderType: P	
4	Broker 1 corrects the trade report to correctly reflect 1,000 shares and uses the same Compliance ID or FINRA Control Number from the original trade report	NA	In its updated Trade report to the FINRA Facility, Broker 1 populates the Compliance ID or FINRA Control Number = TRF123, which will link it to the initially submitted trade report with the incorrect quantity of 100, and will link by reference to the MEOT event that was already correctly submitted to CAT.

### 9.1.3 Trade is Cancelled at the Trade Reporting Facility and a New Trade is Reported Using the Same Compliance ID or FINRA Control Number

This scenario illustrates the CAT reporting requirements when an Industry Member cancels a trade at a trade reporting facility and reuses the Compliance ID or FINRA Control Number from the original trade report.

In this scenario, an Industry Member executes a trade for 1,000 shares and correctly reports the MEOT event to CAT for 1,000 shares, but incorrectly reports the trade report to a trade reporting facility for 100 shares. The Industry Member cancels the original trade report for 100 shares and submits a new trade report for 1,000 shares, and the Compliance ID or FINRA Control Number on the new trade report remains the same as the Compliance ID or FINRA Control Number on the original trade report.



Industry Member Broker 1 is required to report:

- The receipt of the customer order (New Order event)
- The execution of the customer order (Trade event linking to both trade reports)

In this scenario, the Industry Member is required to report only a single MEOT event to CAT which will directly link to both trade reports through the *tapeTradeID* field. Broker 1 must not submit a separate MEOT event to CAT reflecting the corrected trade report in this scenario.

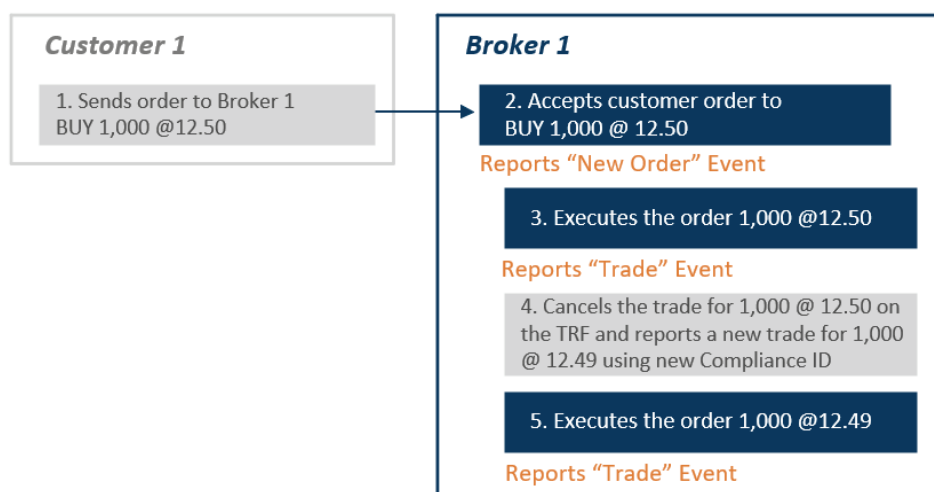
#	Step	Reported Event	Comments
1	Customer sends a Buy order to Broker 1	NA	
2	Broker 1 accepts the customer order	<p><b>Broker 1 reports a <i>New Order</i> event</b></p> <p>actionType: NEW            firmROEID: 20180417_ M12360            type: MENO            CATReporterIMID: BRK1            orderKeyDate: 20180417T000000            orderID: O11111            symbol: XYZ            eventTimestamp: 20180417T153035.234456            manualFlag: false            deptType: T            side: B            price: 12.50            quantity: 1000            orderType: LMT            timeInForce: DAY=20180417            tradingSession: REG            custDsplIntrFlag: false            firmDesignatedID: CUST1234            accountHolderType: A            affiliateFlag: false</p>	

#	Step	Reported Event	Comments
		negotiatedTradeFlag: false representativeInd: N	
3	Broker 1 executes the customer order	<p><b>Broker 1 reports a Trade event</b></p> <p>actionType: NEW  firmROEID: 20180417_M12370  CATReporterIMID: BRK1  type: MEOT  tradeKeyDate: 20180417T000000  tradeID: TXYZ555  symbol: XYZ  eventTimestamp: 20180417T153035.634456  manualFlag: false  cancelFlag: false  cancelTimestamp:  quantity: 1000  price: 12.50  capacity: P  tapeTradeID: TRF123  marketCenterID: DN  sideDetailsInd: NA  buyDetails:  orderKeyDate: 20180417T000000  orderID: O11111  side: B  sellDetails:  side: SL  firmDesignatedID: PROP123  accountHolderType: P</p>	<p>In its Trade event, Broker 1 must populate the <i>tapeTradeID</i> field with the identifier used in both the original and the new trade report.</p> <p>The <i>cancelFlag</i> must be populated as 'false'.</p>
4	Broker 1 cancels the trade report for 100 shares and reports a new trade report to reflect 1,000 shares and uses the same Compliance ID or FINRA Control Number from the original trade report	NA	<p>In its new Trade report to the FINRA Facility, Broker 1 populates the Compliance ID or FINRA Control Number = TRF123 which will link to the MEOT event that was already correctly submitted to CAT.</p>

### 9.1.4 Trade is Cancelled at the Trade Reporting Facility and a New Trade is Reported Using a New Compliance ID or FINRA Control Number

This scenario illustrates the CAT reporting requirements when an Industry Member cancels a trade at a trade reporting facility and reports a new trade report with a new Compliance ID or FINRA Control Number than the original trade report.

In this scenario, an Industry Member executes a trade for 1,000 shares and correctly reports the MEOT event to CAT for 1,000 shares, but incorrectly reports the trade report to a trade reporting facility for 100 shares. The Industry Member cancels the original trade report for 100 shares and submits a new trade report for 1,000 shares, but uses a different Compliance ID or FINRA Control Number on the new trade report.



Industry Member Broker 1 is required to report:

- The receipt of the customer order (New Order event)
- The execution of the customer order (Trade event linking to the original trade report and Trade event linking to the new trade report)

In this scenario, since a new Compliance ID or FINRA Control Number was used, the Industry Member is required to report to CAT an MEOT event linking to the original trade report, and an MEOT event linking to the new trade report.

#	Step	Reported Event	Comments
1	Customer sends a Buy order to Broker 1	NA	
2	Broker 1 accepts the customer order	<i>Broker 1 reports a <b>New Order event</b></i>  actionTypes: NEW firmROEID: 20180417_ M12360	



#	Step	Reported Event	Comments
		type: MENO CATReporterIMID: BRK1 orderKeyDate: 20180417T000000 orderID: O11111 symbol: XYZ eventTimestamp: 20180417T153035.234456 manualFlag: false deptType: T side: B price: 12.50 quantity: 1000 orderType: LMT timeInForce: DAY=20180417 tradingSession: REG custDsplntrFlag: false firmDesignatedID: CUST1234 accountHolderType: A affiliateFlag: false negotiatedTradeFlag: false representativeInd: N	
3	Broker 1 executes the customer order	<i>Broker 1 reports a <b>Trade event</b></i>  actionType: NEW firmROEID: 20180417_ M12370 CATReporterIMID: BRK1 type: MEOT tradeKeyDate: 20180417T000000 tradeID: TXYZ555 symbol: XYZ eventTimestamp: 20180417T153035.634456 manualFlag: false cancelFlag: false cancelTimestamp: quantity: 1000 price: 12.50 capacity: P tapeTradeID: TRF123 marketCenterID: DN sideDetailsInd: NA buyDetails: orderKeyDate: 20180417T000000 orderID: O11111 side: B sellDetails:	In its Trade event, Broker 1 must populate the <i>tapeTradeID</i> field linking to the initially reported trade report with an incorrect price of 12.50.  The <i>cancelFlag</i> must be populated as 'false'.

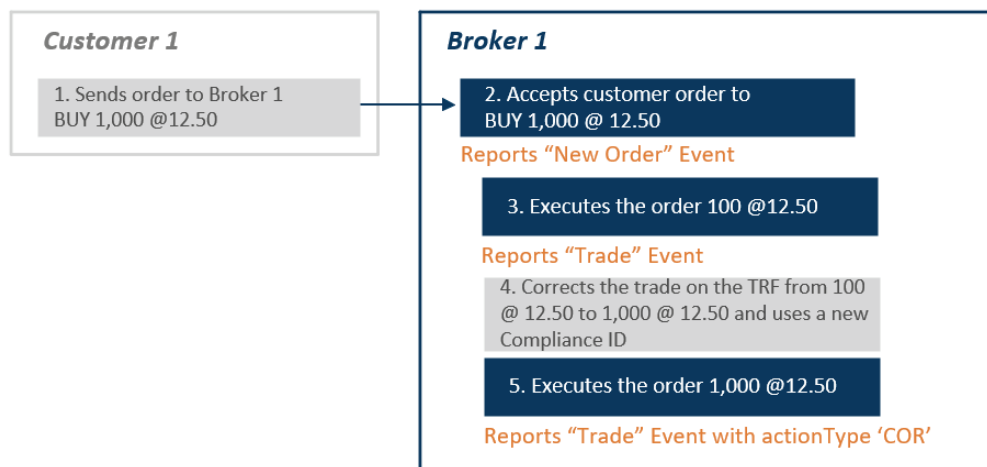
#	Step	Reported Event	Comments
		side: SL firmDesignatedID: PROP123 accountHolderType: P	
4	Broker 1 cancels the trade report for 1000 shares with incorrect price and reports a new trade report to reflect correct price, and uses a brand new Compliance ID or FINRA Control Number	NA	In its new Trade report to the FINRA Facility, Broker 1 populates the Compliance ID or FINRA Control Number = TRF456, which will link it to the new MEOT event submitted to CAT.
5	Broker 1 reports a new MEOT to reflect price 12.49.	<b>Broker 1 reports a Trade event</b>  actionType: NEW firmROEID: 20180417_ M12370 CATReporterIMID: BRK1 type: MEOT tradeKeyDate: 20180417T000000 tradeID: TXYZ555 symbol: XYZ eventTimestamp: 20180417T153036.834456 manualFlag: false cancelFlag: false cancelTimestamp: quantity: 1000 price: 12.49 capacity: P tapeTradeID: TRF456 marketCenterID: DN sideDetailsInd: NA buyDetails: orderKeyDate: 20180417T000000 orderID: O11111 side: B sellDetails: side: SL firmDesignatedID: PROP123 accountHolderType: P	In its new Trade event, Broker 1 must populate the <i>tapeTradeID</i> field linking to the newly reported trade report with correct price of 12.49.  The <i>cancelFlag</i> must be populated as 'false'.

### 9.1.5 Trade is Incorrectly Reported to both CAT and to the Trade Reporting Facility

This scenario illustrates the CAT reporting requirements when an Industry Member incorrectly reports a trade to both CAT and a trade reporting facility. The Industry Member corrects its MEOT event in CAT,

and the Industry Member submits a new trade report to the relevant trade reporting facility and uses a new Compliance ID or FINRA Control Number.

In this scenario, an Industry Member executes a trade for 1,000 shares and incorrectly reports both the MEOT event to CAT and the trade report to a trade reporting facility for 100 shares. The Industry Member corrects the MEOT event in CAT from 100 shares to 1,000 shares using a 'COR' event. The Industry Member submits a new trade report from 100 shares to 1,000 shares using a new Compliance ID or FINRA Control Number.



Industry Member Broker 1 is required to report:

- The receipt of the customer order (New Order event)
- The execution of the customer order (original Trade event linking to original TRF report and corrected Trade event linking to the new TRF report)

In this scenario, since a new Compliance ID or FINRA Control Number was used, the Industry Member is required to report to CAT a corrected MEOT event linking the new trade report. If a new Compliance ID or FINRA Control Number was not used, the corrected MEOT event would link to the original trade report by reference to the updated trade report which used the same Compliance ID or FINRA Control Number.

#	Step	Reported Event	Comments
1	Customer sends a Buy order to Broker 1	NA	
2	Broker 1 accepts the customer order	<p><i>Broker 1 reports a <b>New Order event</b></i></p> <p>actionType: NEW            firmROEID: 20180417_ M12360            type: MENO            CATReporterIMID: BRK1</p>	

#	Step	Reported Event	Comments
		orderKeyDate: 20180417T000000 orderID: O11111 symbol: XYZ eventTimestamp: 20180417T153035.234456 manualFlag: false deptType: T side: B price: 12.50 quantity: 1000 orderType: LMT timeInForce: DAY=20180417 tradingSession: REG custDsplIntrFlag: false firmDesignatedID: CUST1234 accountHolderType: A affiliateFlag: false negotiatedTradeFlag: false representativeInd: N	
3	Broker 1 executes the customer order	<b>Broker 1 reports a Trade event</b>  actionType: NEW firmROEID: 20180417_ M12370 CATReporterIMID: BRK1 type: MEOT tradeKeyDate: 20180417T000000 tradeID: TXYZ555 symbol: XYZ eventTimestamp: 20180417T153035.634456 manualFlag: false cancelFlag: false cancelTimestamp: quantity: 100 price: 12.50 capacity: P tapeTradeID: TRF123 marketCenterID: DN sideDetailsInd: NA buyDetails: orderKeyDate: 20180417T000000 orderID: O11111 side: B sellDetails: side: SL firmDesignatedID: PROP123	In its Trade event, Broker 1 must populate the <i>tapeTradeID</i> field linking to the initially reported trade report with an incorrect shares quantity of 100.

#	Step	Reported Event	Comments
		accountHolderType: P	
4	Broker 1 corrects the trade report to correctly reflect 1,000 shares and uses a new Compliance ID or FINRA Control Number	NA	In its updated Trade report to the FINRA Facility, Broker 1 populates the Compliance ID or FINRA Control Number = TRF345, which will link it to the corrected MEOT event submitted to CAT.
5	Broker 1 reports a correction to MEOT to reflect 1000 shares	<p><i>Broker 1 reports a <b>Trade event</b></i></p> <p>actionType: COR  firmROEID: 20180417_ M12370  CATReporterIMID: BRK1  type: MEOT  tradeKeyDate: 20180417T000000  tradeID: XYZ555  symbol: XYZ  eventTimestamp:  20180417T153035.634456  manualFlag: false  cancelFlag: false  cancelTimestamp:  quantity: 1000  price: 12.50  capacity: P  tapeTradeID: TRF345  marketCenterID: DN  sideDetailsInd: NA  buyDetails:  orderKeyDate:  20180417T000000  orderID: O11111  side: B  sellDetails:  side: SL  firmDesignatedID: PROP123  accountHolderType: P</p>	<p>In its corrected Trade event, Broker 1 must populate the <i>tapeTradeID</i> field linking to the corrected trade report with the correct shares quantity of 1000. Broker 1 must report the correct shares quantity of 1000 in its corrected MEOT.</p> <p>The <i>cancelFlag</i> field must be populated as 'false'.</p>